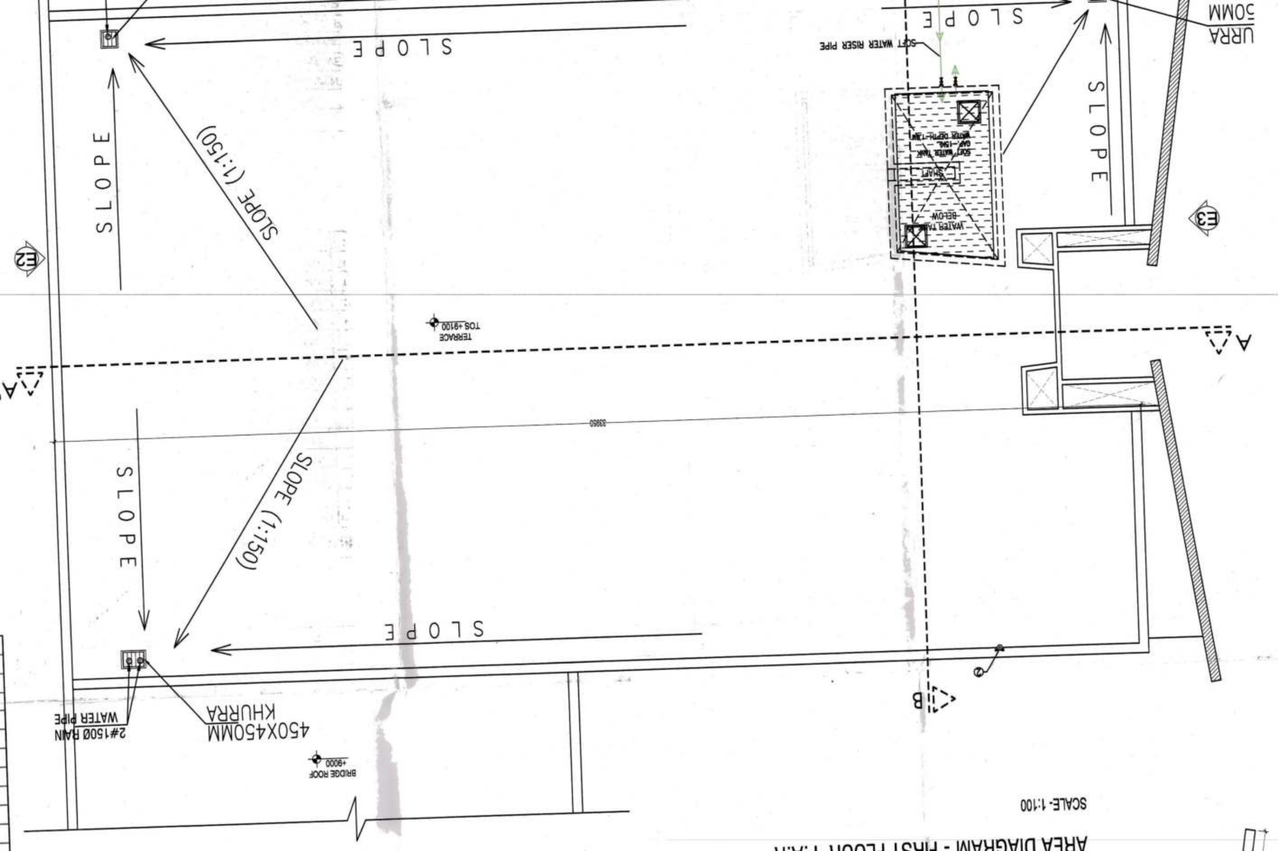

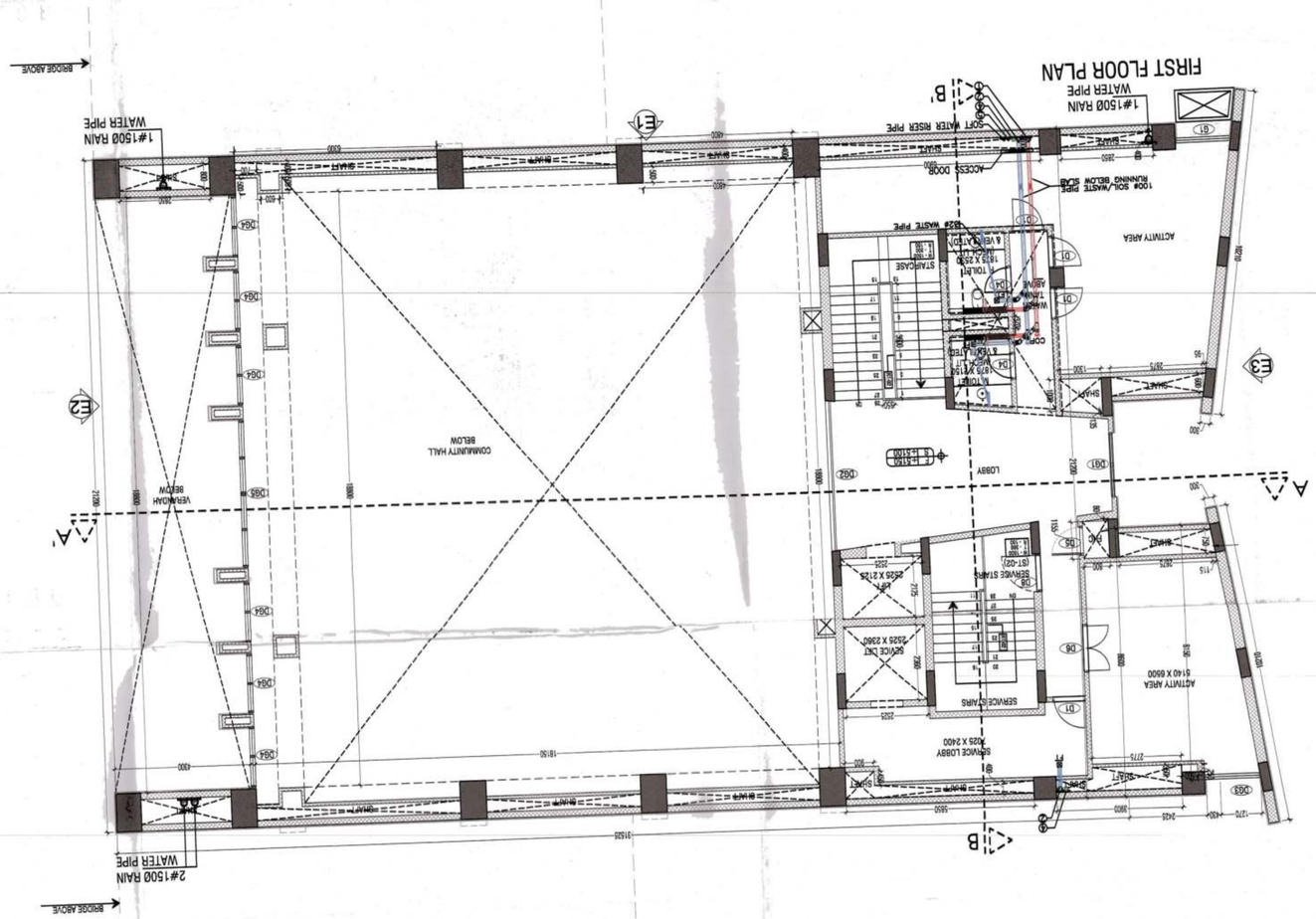

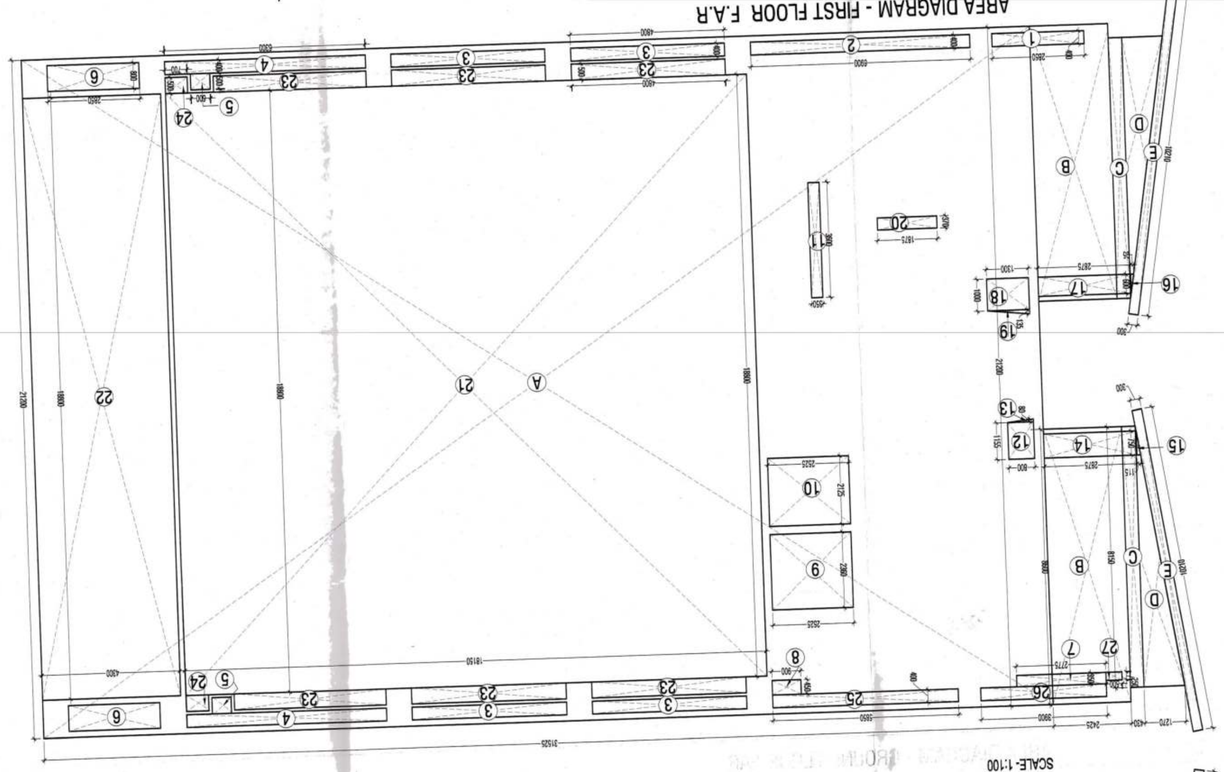

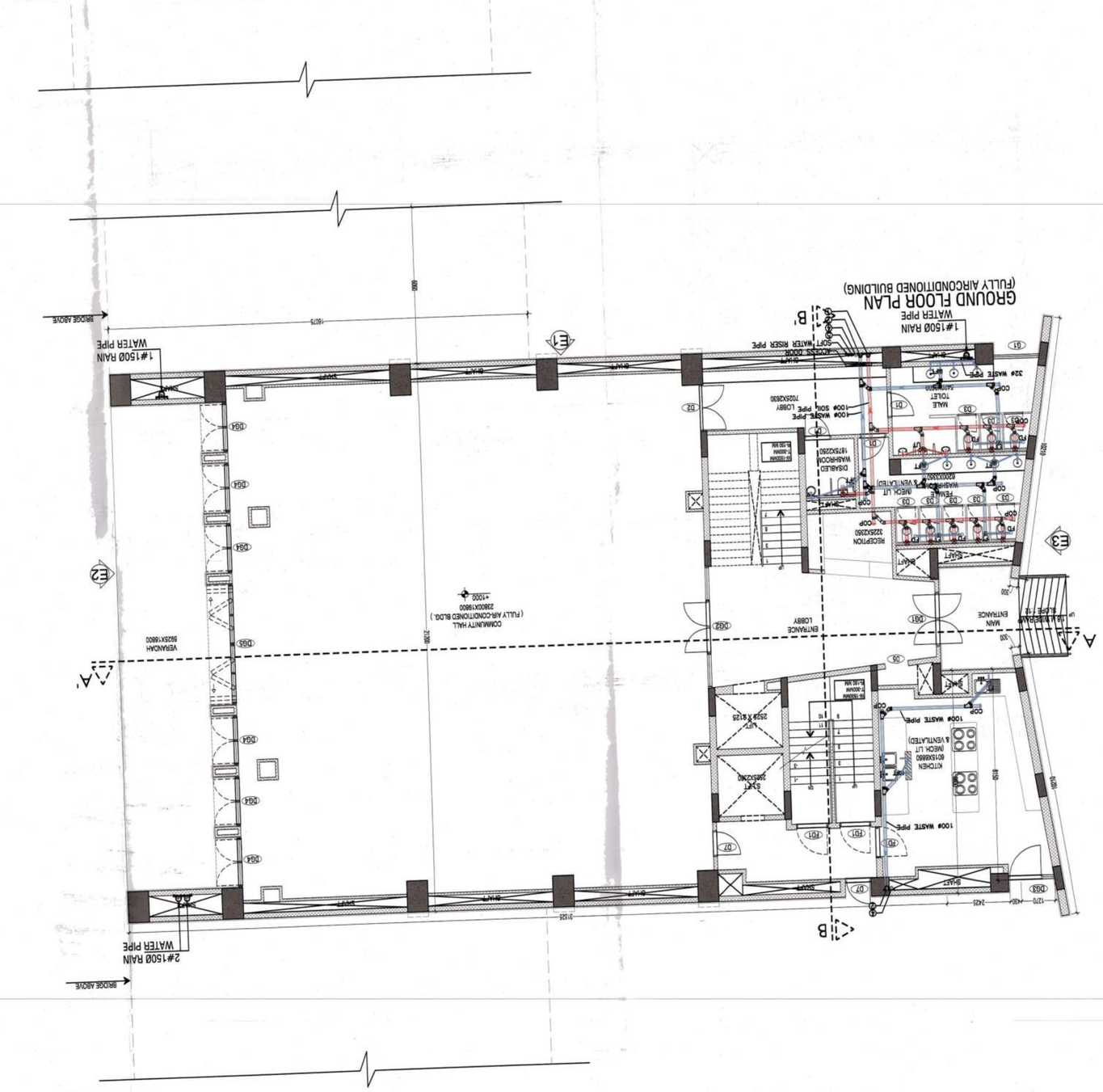

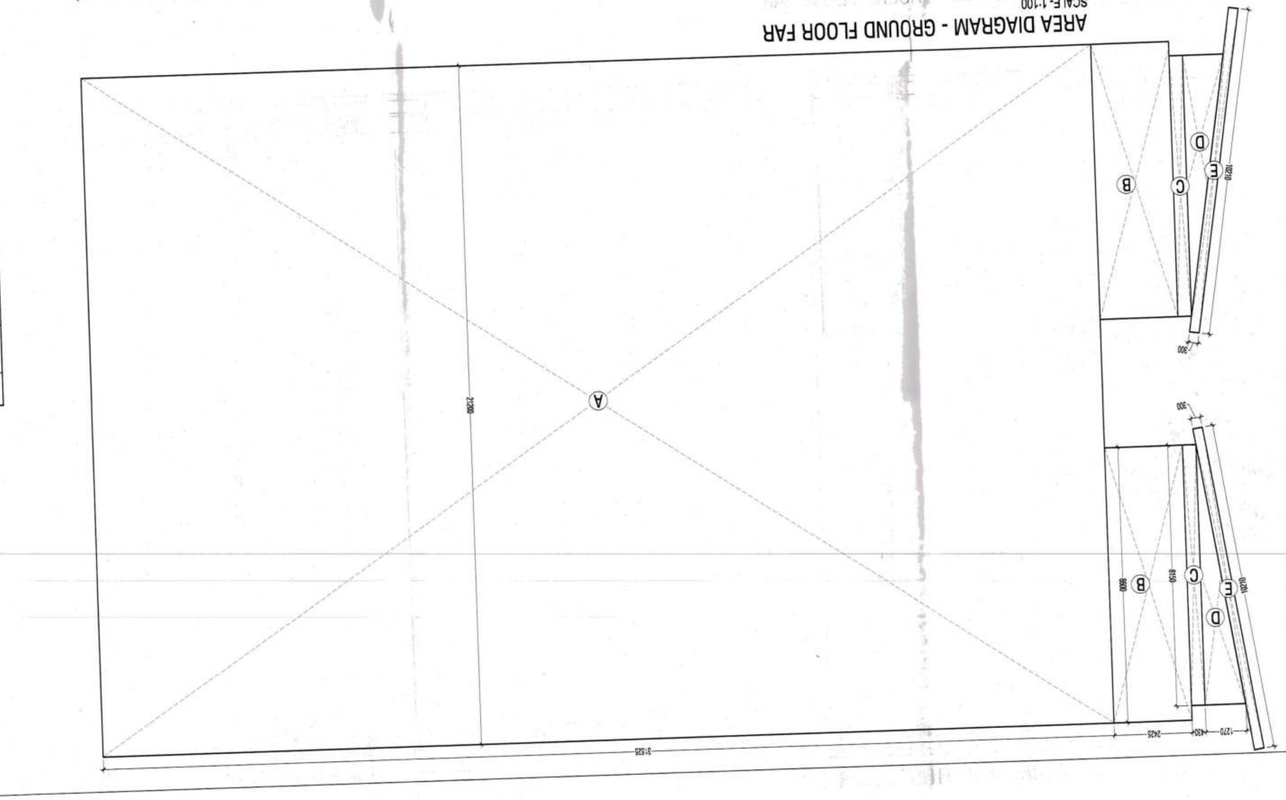

COMMUNITY BLOCK AREA STATEMENT

S.NO.	PROPOSED FLOOR	FAR AREA in Sqm
1	PROPOSED GROUNDFLOOR	733.526
2	PROPOSED FIRST FLOOR	249.609
	TOTAL FLOOR AREA	983.136

F.A.R AREA ON GROUND FLOOR - COMMUNITY BUILDING

NO.	TYPE	WIDTH (in mm)	LENGTH (in mm)	Nos.	AREA in Sqm
COVERED AREA ON FLOOR					
ADDITIONS					
A	RECTANGLE	31525	21200	1	668.330
B	RECTANGLE	2425	8600	2	41.710
C	RECTANGLE	430	8150	2	7.009
D	RECTANGLE	1270	8150	2	10.351
E	RECTANGLE	300	10210	2	6.126
	TOTAL ADDITIONS (A)				733.526

F.A.R ON GROUND FLOOR 733.526

F.A.R AREA ON FIRST FLOOR- COMMUNITY BUILDING

NO.	TYPE	WIDTH (in mm)	LENGTH (in mm)	Nos.	AREA in Sqm
COVERED AREA ON FLOOR					
ADDITIONS					
1	RECTANGLE	2850	400	1	1.140
2	RECTANGLE	6900	400	1	2.760
3	RECTANGLE	4800	400	4	7.680
4	RECTANGLE	6300	400	2	5.040
5	RECTANGLE	600	500	2	0.600
6	RECTANGLE	2850	800	2	4.560
7	RECTANGLE	2775	360	1	0.971
8	RECTANGLE	900	450	1	0.405
9	RECTANGLE	2525	2360	1	5.959
10	RECTANGLE	2525	2125	1	5.366
11	RECTANGLE	350	3600	1	1.260
12	RECTANGLE	1155	800	1	0.924
13	TRIANGLE	800	80	1	0.032
14	RECTANGLE	2875	750	1	2.156
15	TRIANGLE	115	750	1	0.043
16	TRIANGLE	95	600	1	0.029
17	RECTANGLE	2875	600	1	1.725
18	RECTANGLE	1300	1000	1	1.300
19	TRIANGLE	1300	135	1	0.088
20	RECTANGLE	1875	370	1	0.694
21	RECTANGLE	18150	18800	1	341.220
22	RECTANGLE	4300	18800	1	80.840
23	RECTANGLE	4800	500	6	14.400
24	RECTANGLE	700	500	2	0.700
25	RECTANGLE	5850	400	1	2.340
26	RECTANGLE	3900	400	1	1.560
27	RECTANGLE	500	250	1	0.125
	TOTAL CUTOUTS (B)				483.916

F.A.R AREA ON FIRST FLOOR C =A - B 249.609

TYPICAL FLOOR OPENING SCHEDULE

SNO	NOMENCLATURE	WIDTH	HEIGHT	CILL	LINTEL
1	D1	2000	3000	00	3000
2	D2	1000	2150	00	2150
3	D3	1980	2150	00	2150
4	D4	650	2150	00	2150
5	D5	700	2150	00	2150
6	D6	1450	2150	00	2150
7	D7	1500	2150	00	2150
8	FD1	1000	2150	00	2150
9	DW1	1700	6250	00	6250
10	DW2	4670	3300	00	3300
11	DW3	4400	6250	00	6250
12	DW4	1960	6250	00	6250
13	W2	4670	2600	200	3000

LEGEND

SYMBOL	DESCRIPTION
①	110 OD SOIL AND VENT PIPE
②	110 OD WASTE AND VENT PIPE
③	90 OD ANTISYPHONAGE PIPE
④	COLD WATER SUPPLY PIPE
Ⓜ	DOMESTIC WATER SUPPLY ON, TAKE PIPE FOR TOP THREE FLOORS (PRESSURE SUPPLY)

Ganesh

Architects Signature
Harish Chandra Architect
Council of Architecture
Registration No.- CA/2017/87556

Owner's Signature

Clients

Architects
Alcco Associates Pvt. Ltd.
Plot No. 1408
Reg. A-31-10/94/2003

A-3 Paper Size & 1:1

Key Plan

COMMUNITY BUILDING

Drawing Title

Notes

1. ALL LIFTS SHALL HAVE 100% POWER BACKUP.
2. ALL ELECTRICAL INSTALLATIONS SHALL BE AS PER PROVISIONS OF NBC.
3. VENTILATION IN BASEMENTS SHALL BE AS PER RELEVANT NBC PROVISIONS 12- 15 AIR CHANGES PER HOUR FOR NORMAL OPERATION 30 AIR CHANGES PER HOUR FOR OPERATION IN CASE OF FIRE.
4. FIRE-FIGHTING / SAFETY PROVISIONS WILL BE AS PER RELEVANT NBC PROVISIONS
5. BUILDING STRUCTURE DESIGNED EARTH QUAKE RESISTANT
6. ALL RAMPS ARE IN 1:10 SLOP FOR CARS & 1:20 FOR HANDICAPS UNTL UNLESS SPECIFIED.
7. 200 MM WIDE (AAC) BLOCKS SHALL BE USED FOR EXTERNAL WALLS & 100 MM WIDE (AAC) BLOCKS SHALL BE USED FOR INTERNAL WALLS
8. KITCHEN & TOILETS EXHAUST FAN PROVIDED / MECHANICALLY LIT & VENTILATED.

Rajesh Dutt
JD(HQ)

DINESH KUMAR
SD (HQ)

Chairman and Sanitary Officer
Municipal Corporation Dehradun
Dehradun