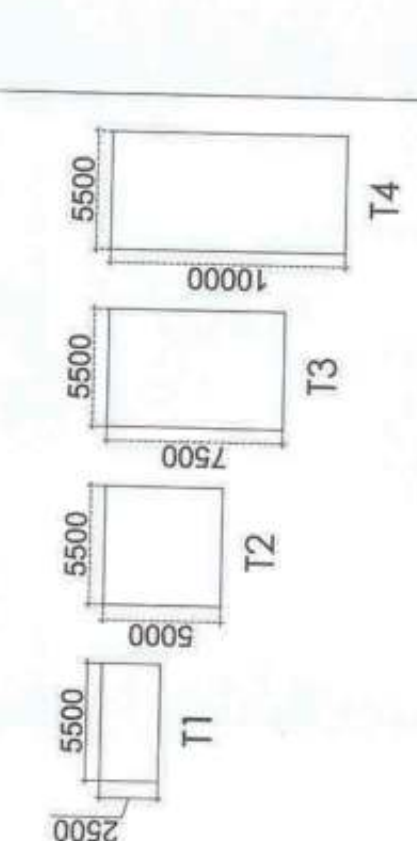


1. All dimensions are in meters unless otherwise specified.
2. All areas are in square meters unless otherwise specified.
3. All setbacks are from the property line unless otherwise specified.
4. All building heights are in meters unless otherwise specified.
5. All parking spaces are 3.0m x 6.0m unless otherwise specified.
6. All roads are 7.5m wide unless otherwise specified.
7. All turning radii are in meters unless otherwise specified.
8. All boundary walls are 1.5m high unless otherwise specified.
9. All compound walls are 1500mm high unless otherwise specified.
10. All railings are 750mm high unless otherwise specified.

1. All dimensions are in meters unless otherwise specified.
2. All areas are in square meters unless otherwise specified.
3. All setbacks are from the property line unless otherwise specified.
4. All building heights are in meters unless otherwise specified.
5. All parking spaces are 3.0m x 6.0m unless otherwise specified.
6. All roads are 7.5m wide unless otherwise specified.
7. All turning radii are in meters unless otherwise specified.
8. All boundary walls are 1.5m high unless otherwise specified.
9. All compound walls are 1500mm high unless otherwise specified.
10. All railings are 750mm high unless otherwise specified.

SURFACE PARKING CALCULATION:




-- PHASE 1

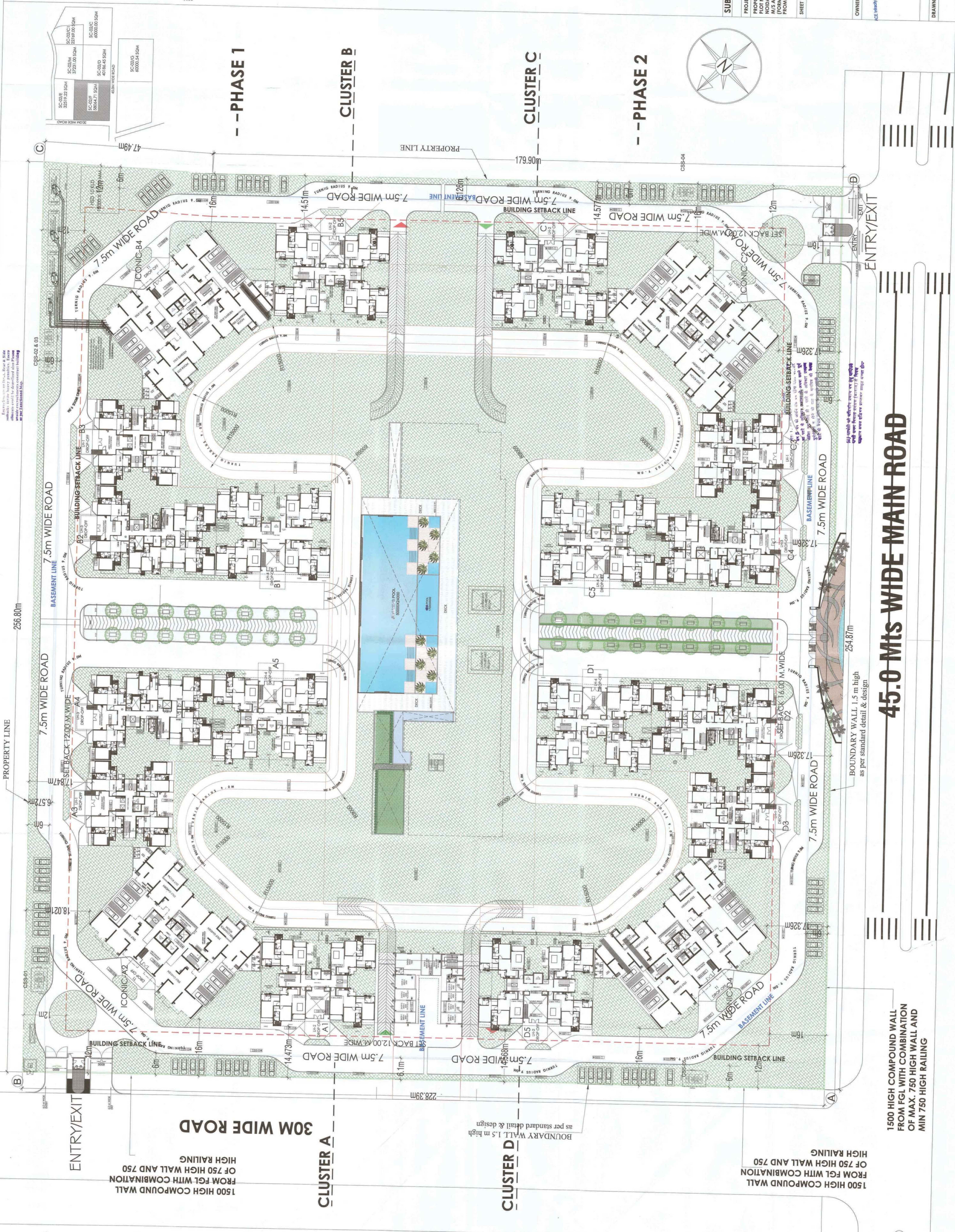
CLUSTER B

CLUSTER C

-- PHASE 2



SUBMISSION DRAWING	
PROJECT TITLE	PROPOSED BUILDING PLAN OF SPORTS CITY PLOT NO. - SC-02/F, SECTOR - 150, NOKIA - 201301 NOKIA CITY DEVELOPERS PVT. LTD. (FORMERLY KNOWN AS M/S GREY PROMOTERS PVT. LTD.)
SHEET TITLE	SITE PLAN AND AREA DETAIL
OWNERS SIGN	ARCHITECTS SIGN
Ar. Akshay K. Gang B. Arch CA0214746	Ar. Akshay K. Gang B. Arch CA0214746
DRAWN BY	CHECKED BY
DWG. NO.	A-3/01A



45.0 Mts WIDE MAIN ROAD

BOUNDARY WALL 1.5 m high
as per standard detail & design

1500 HIGH COMPOUND WALL
FROM FGL WITH COMBINATION
OF MAX. 750 HIGH WALL AND
MIN 750 HIGH RAILING

1500 HIGH COMPOUND WALL
FROM FGL WITH COMBINATION
OF 750 HIGH WALL AND 750
HIGH RAILING

BOUNDARY WALL 1.5 m high
as per standard detail & design

