Market leader in Valuations and Chartered Engineering Services
"WE KEEP YOU RISK FREE"

REINFORCING YOUR BUSINESS®
RK ASSOCIATES
VALUERS & TECHNO ENGINEERING CONSULTANTS (P) LTD.
Mumbai Branch Office:
DBS Heritage House, Prescott Street, Fort,
Mumbai - 400 001
Ph.: 9651070248, 9869852154, 9205353008

REPORT FORMAT: V-L2 (L&B) & (P&M) | Version: 9.0_2019

FILE NO. RKA/FY20-21/MUM-87 **DATED:23/03/2021**

VALUATION ASSESSMENT

OF

INDUSTRIAL LAND & BUILDING AND PLANT & MACHINERY

SITUATED AT

PLOT NOS. 40(P) & 41, ULUBERIA INDUSTRIAL GROWTH CENTRE, R.S. PLOT NOS. 84(P), 91(P), 92, 93(P), 94(P), 98(P), 100(P), 101(P) & 216, MOUZA-HARINARAYAN CHAK, J.L NO.55, P.S. ULUBERIA, DISTRICT HOWRAH, WEST BENGAL

OWNER/S

M/S. SINTEX BAPL LTD.

A/C: M/S. SINTEX BAPL LTD.

REPORT PREPARED FOR

STATE BANK OF INDIA, STRESSED ASSETS RESOLUTION GROUP, MUMBAI

- Corporate Valuers
- Business/ Enterprise/ Equity Valuations
- Lender's Independent Engineers (LIE)
- Techno Economic Viability Consultants (TEV)
- Agency for Specialized Account Monitoring (ASM)
- Project Techno-Financial Advisors
- Chartered Engineers
- Industry/ Trade Rehabilitation Consultants
- NPA Management
- Panel Valuer & Techno Economic Consultants for PSU Banks

***Important - In case of any query/ issue/ concern or escalation you may please contact Incident Manager @ valuers@rkassociates.org. We will appreciate your feedback in order to improve our services.*

Valuation TOR is available at www.rkassociates.org for reference.

NOTE: As per IBA Guidelines please provide your feedback on the report within 15 days of its submission after which report will be considered to be correct.

CORPORATE OFFICE:
D-39, 2nd floor, Sector 2, Noida-201301
Ph - +91-0120-4110117, 4324647, +91 - 9958632707
E-mail - valuers@rkassociates.org | Website: www.rkassociates.org

Other Offices at: Kolkata | Bengaluru | Dehradun | Ahmedabad | Lucknow | Shahjahanpur Satellite & Shared Office: Moradabad | Meerut | Agra

VALUATION ASSESSMENT AS PER SBI FORMAT

Name & Address of Branch:	State Bank of India, Stressed Assets Resolution Group, Mumbai
Name of Customer (s)/ Borrower Unit	M/s. Sintex BAPL Ltd.

I.			GENERAL		
1.	Purpose for which the valuation is made		For Distress Sale of mortgaged assets under NPA a/c		
2.	a)	Date of inspection	17 December 2020		
	b)	Date on which the valuation is made	23 March 2021		
3.	List of documents produced for perusal		**Documents Requested**	**Documents Provided**	**Documents Reference No.**
			Total 11 documents requested.	Total **08** documents provided.	---
			Property Title document	Agreement for confirmation of lease	Dated: 30/10/2018
			Approved Map	Factory License	Valid up to 31/12/2021
			Last paid Electricity Bill	Consent to operate from WBPCB	Dated: 27/05/2016
			Occupation Certificate	NOC for installation of D.G. Set	Valid till : 10/05/2016
			Licenses & Approvals	License for storage of LPG & HSD from Fire Service Department	Dated: 04/02/2019
			Change of Land Use	Electricity & Water Bills	---
			Last paid Municipal Tax Receipt	Building sheet having civil & structural details	---
			Building Insurance Policy	---	---
			Building sheet having civil &	---	---

		structural details
4.	Name of the owner/s	M/s. Sintex BAPL Limited
	Address and Phone no. of the owner/s	Registered Office: 7th Floor, Abhijeet-1, Mithakali Six Roads, Ellisbridge, Ahmedabad-38000, Gujarat-380006
5.	Brief description of the property	This Valuation report is prepared for the industrial property situated at the aforesaid address belongs to M/s. Sintex BAPL Ltd. **About the Project** Sintex-BAPL Ltd. has set up an industrial unit with the capacity of 750 tons per month. As per information/ data provided to us by the client, the company has used mixture of old and new machines for manufacturing of Poly Ethylene Tanks. As per the scope of work, this Valuation report is prepared for the project Land & Building and plant & machinery located at the aforesaid address based on the copies of the documents and the information provided by the client which has been relied upon in good faith. **Land Requirement** The subject land is a lease hold land admeasuring 5.099 acres and was originally allotted by West Bengal Industrial Infrastructure Development Corporation in favor of M/s. Bharat Vijay Mills Limited via lease deed dated 23/12/1993 for 99 years starting the lease from 13/12/1989. Later the name of the company changes from M/s. Bharat Vijay Mills Limited to M/s. Sintex Industries Limited via certificate of incorporation dated 27/06/1995. Later NCLT, Ahmedabad Bench sanctioned the de-merger of M/s. Sintex BAPL Limited from M/s. Sintex Industries Ltd. with transfer of assets in the name of M/s. Sintex BAPL Limited. Therefore West Bengal Industrial Infrastructure Development Corporation transfers the subject premises in the name of M/s. Sintex BAPL Limited via agreement for confirmation of lease dated 30/10/2018. So now the ownership of the subject land is vested in favor of M/s. Sintex BAPL Limited. **Building and Civil Work** The subject property comprised of industrial sheds and RCC roofed structures used for manufacturing of Poly Ethylene Tanks. Buildings of the Plant are constructed on various construction techniques like GI shed mounted and

cladded on prefabricated steel Structure & RCC Structures. Area of Administration & Official Blocks is constructed on RCC framed Structures. Year of construction, Type of construction, Physical condition of various buildings is mentioned in the Building Sheet. The covered area details of the structures is tabulated below: -

CIVIL/STRUCTURES VALUATION				
S.No.	Block Name	Year of construction	Type of construction	Area (sq. fts.)
FACTORY BUILDINGS				
1	ADMIN OFFICE BUILDING	2002	RCC column beams stone masonry walls in cement, bricks, steel etc.	2700.66
2	ROTO MOULDING-1	1991	GI shed roof mounted on iron pillars, trusses frame structure resting on brick wall	11762.25
3	ROTO MOULDING-2	1992	GI shed roof mounted on iron pillars, trusses frame structure resting on brick wall	1840.63
4	ROTO MOULDING-3	2002	GI shed roof mounted on iron pillars, trusses frame structure resting on brick wall	4951.39
5	BLOW MOULDING-4	2005	GI shed roof mounted on iron pillars, trusses frame structure	4763.03
6	ROTO MOULDING-5	2015	GI shed roof mounted on iron pillars, trusses frame structure	5381.95
7	ROTO MOULDING-7ex	2017	GI shed roof mounted on iron pillars, trusses frame structure	3229.17
8	PRODUCTION OFFICE	2016	GI shed roof mounted on iron pillars, trusses frame structure	511.29
9	PRE MIXING AREA	2016	GI shed roof mounted on iron pillars, trusses frame structure	1076.39
10	PRE MOULDING	1993	GI shed roof mounted on iron pillars, trusses frame structure	2946.62
11	POWDERMILL SECTION	2013	GI shed roof mounted on iron pillars, trusses frame structure	2946.62
12	BMC DEPARTMENT	2013	GI shed roof mounted on iron pillars, trusses frame structure	3148.44
13	BMC GRINDING M/C	2013	GI shed roof mounted on iron pillars, trusses frame structure	322.92
14	WORKER REST ROOM	2002	GI shed roof mounted on iron pillars, trusses frame structure	452.08
15	COMPRESSOR ROOM	2013	GI shed roof mounted on iron pillars, trusses frame structure	226.04
16	RM YARD	2001	GI shed roof mounted on iron pillars, trusses frame structure	3229.17
17	IWS/LID FITTING AREA	2001	GI shed roof mounted on iron pillars, trusses frame structure	4763.03
18	PS STORAGE AREA	1993	GI shed roof mounted on iron pillars, trusses frame structure	3552.09
19	STORE	1991	RB wall structure	796.53
20	SECURITY REST ROOM	2002	RB wall structure	107.64
21	CYCLE STAND-1	2002	GI shed roof mounted on iron pillars, trusses frame structure	452.08
22	TRANSFORMER,DG SET & ELECT. PANEL	1991	RCC column beams stone masonry walls in cement, bricks, steel etc.	2744.79
23	SECURITY OFFICE	1991	RCC column beams stone masonry walls in cement, bricks, steel etc.	516.67
24	CYCLE STAND-2	1991	GI shed roof mounted on iron pillars, trusses frame structure	258.33
Total				62679.80

As mentioned in the 'list of documents produced for perusal' various approvals & NOC's has been obtained by the client for the smooth running of the subject industry.

Plant & Machinery Work

			The subject industry is used in the manufacturing of Poly Ethylene Tanks in different capacity like 500 liters, 1000 liters etc. Main Machinery of this Plant are Roto Machine, Extruder, Blow Moulding Machine, Material Handling System, Oil cooled distribution system etc. The auxiliary machines of this plants are D.G set, Distribution panel, Hopper Loader, Mixer Machine, Motor etc. The subject industry has ten production lines and as observed during site survey all the production lines are operational. The raw material used for manufacturing is Linear Low Density Polyethylene, High-density polyethylene, Master Batch etc. **Project Location** Sintex BAPL Ltd. Uluberia Unit located at Uluberia Industrial Growth Centre, P.S. Uluberia, District Howrah The nearest airport from the site is Netaji Subhash Chandra Bose International Airport , located at the distance approx. 60 km and nearest railway station is Bauria Junction which is around 18 km away from the Project Site. The subject property is located on 45 ft. wide approach road and situated at a distance of 600 mtr. from Mumbai-Kolkata Highway. The subject property situated in Uluberia Industrial Growth Centre area which is a developed industrial area and other industries are setup nearby. **Observation made during the site visit as on date** During the latest site visit conducted by our engineer Plant was found is average condition and averagely maintained by the company. This report only contains general assessment & opinion on the Guideline Value and the indicative, estimated Market Value of the property found on as-is-where basis on site for which the Bank/ customer has shown & asked us to conduct the Valuation for which photographs is also attached with the report. No legal aspects in terms of ownership or any other legal aspect is taken into consideration. It doesn't contain any due-diligence other than the valuation assessment of the property shown to us on site. Information/ data/ documents given to us by Bank/ client has been relied upon in good faith. This report doesn't contain any other recommendations of any sort.
6.	Location of property		
	a)	Plot No. / Survey No.	Plot No. 40 (Part) & 41
	b)	Door No.	NA

	c)	T. S. No. / Village	Harinarayan Chak
	d)	Ward / Taluka	P.S. Uluberia
	e)	Mandal / District	Howrah, West Bengal
	f)	Date of issue and validity of layout of approved map / plan	Cannot comment since copy of approved map is not provided to us.
	g)	Approved map / plan issuing authority	Cannot comment since copy of approved map is not provided to us.
	h)	Whether genuineness or authenticity of approved map / plan is verified	Not Applicable since approved Map not provided to us
	i)	Any other comments by our empanelled Valuers on authenticity of approved plan	No
7.	Postal address of the property		Plot Nos. 40(P) & 41, Uluberia Industrial Growth Centre, R.S. Plot Nos. 84(P), 91(P), 92, 93(P), 94(P), 98(P), 100(P), 101(P) & 216, Mouza- Harinarayan Chak, J.L No.55, P.S. Uluberia, District Howrah, West Bengal
8.	a)	City / Town	Howrah
	b)	Residential Area	No
	c)	Commercial Area	No
	d)	Industrial Area	Yes
9.	Classification of the area		
	a)	High / Middle / Poor	NA
	b)	Urban / Semi Urban / Rural	Urban Developing
10.	Coming under Corporation limit/ Village Panchayat / Municipality		WBIIDC (West Bengal Industrial Infrastructure Development Corporation)
11.	Whether covered under any State / Central Govt. enactments (e.g. Urban and Ceiling Act) or notified under agency area / scheduled area / cantonment area		No
12.	In case it is an agricultural land, any conversion to house site plots is contemplated		Not applicable, since subject property is govt. allotted industrial plot
13.	**Boundaries of the property**		
	Are Boundaries matched		No, since boundaries are not mentioned in the provided documents

Directions	As per Lease Deed	Actual found at Site
North	National Highway No.6	Green Belt than Highway
South	WBIIDC Road	Approach Road
East	M/s. AFF Aromatics Pvt. Ltd. (Layout Plot No.42)	Omdayal Group of Institutions
West	M/s. Maxlux Glass Pvt. Ltd. (Layout Plot No.40A)	Other Industry

14.1	**Dimensions of the site**	**A**	**B**
		As per the Deed	**Actuals**

	North	145.50 mtr.	147 mtr. (Google measurement)
	South	140.83 mtr.	140 mtr. (Google measurement)
	East	144 mtr.	144 mtr. (Google measurement)
	West	144.30 mtr.	144 mtr. (Google measurement)
14.2	Latitude, Longitude & Co-ordinates of Industrial Property	22°28'34.8"N 88°02'44.5"E	
15.	Extent of the site	Land Area – 5.099 acres/ 308.49 Katha/ 20634.88 sq.mtr.	
16.	Extent of the site considered for valuation (least of 14 A & 14 B)	Land Area – 5.099 acres/ 308.49 Katha/ 20634.88 sq.mtr.	
17.	Whether occupied by the owner / tenant?	Working industrial unit in possession of M/s. Sintex BAPL Ltd.	
	If occupied by tenant, since how long?	Not applicable	
	Rent received per month.	Not applicable	

II.	CHARACTERISTICS OF THE SITE	
1.	Classification of locality	Urban Developing
2.	Development of surrounding areas	It's a notified industrial area thus all properties are used for industrial purpose
3.	Possibility of frequent flooding / sub-merging	No
4.	Feasibility to the Civic amenities like school, hospital, bus stop, market etc.	Transport, Market, Hospital etc. available at some distance from the vicinity.
5.	Number of Floors	Please Refer to sheet attached below.
6.	Type of Structure	Please Refer to sheet attached below.
7.	Type of use to which it can be put	Industrial purpose
8.	Any usage restriction	It's a notified industrial area thus all properties are used for industrial purpose therefore no usage restriction
9.	Is plot in town planning approved layout?	Yes it's an notified industrial area
10.	Corner plot or intermittent plot?	Intermittent
11.	Road facilities	Yes
12.	Type of road available at present	Bitumen Surfaced Road
13.	Width of road – is it below 20 ft. or more than 20 ft.	45 ft. (More than 20 ft.)
14.	Is it a land – locked land?	No
15.	Water potentiality	Yes, from bore well/ submersible
16.	Underground sewerage system	Yes
17.	Is power supply available at the site?	Yes
18.	Advantage of the site	None
19.	Special remarks, if any, like threat of acquisition of land for public service purposes, road widening or applicability of CRZ provisions etc. (Distance from sea-coast / tidal level must be incorporated)	None, in our view

PART A	VALUATION OF LAND

1.	Size of Plot	5.099 acres/ 308.49 Katha/ 20634.88 sq.mtr as per the confirmation of agreement to lease provided to us
	North & South	Approx. 143 mtr. as per the google map measurements
	East & West	Approx. 144 mtr. as per the google map measurements
2.	Total extent of the plot	5.099 acres/ 308.49 Katha/ 20634.88 sq.mtr
	Area adopted on the basis of	As per the copy of as per the confirmation of agreement to lease provided to us and cross checked with measurements taken from google map.
	Remarks & observations, if any	None
3.	Prevailing market rate (Along with details /reference of at least two latest deals/transactions with respect to adjacent properties in the areas)	Market rates are prevailing in the range of Rs.3,50,000/- to Rs.4,50,000/- per Katha **References on prevailing market Rate/ Price trend of the property and Details of the sources from where the information is gathered (from property search sites & local information)** 1. **Name**: Mr. Suman Chaudhary (Property Consultant) **Contact No.**: 9830114798 **Size of the Property**: 5 Acre **Rates/ Price informed**: Rs.4,00,000/- per Katha (Pre Lockdown rates) **Comment**: As per the discussion held with the above mentioned property dealer we came to know that a 5 acre industrial land near to the subject property is on sale with demand of Rs.4,00,000/- per Katha. The general land rate in the subject vicinity near to NH-6 is between Rs.3,50,000/- to Rs.4,50,000/- per Katha. 2. **Name**: Mr. Sumit Pramanik (Property Consultant) **Contact No.**: 9007070126 **Size of the Property**: General Rate Enquiry **Rates/ Price informed**: Rs.3,00,000/- to Rs.5,00,000/- per Katha (Pre Lockdown rates) **Comment**: As per the discussion held with the above mentioned property dealer we came to know that the prevailing land rates for industrial plots in the subject locality depends on the size, shape, frontage, location and distance from the main road. The prevailing market rates for industrial plots in the subject locality is Rs.3,00,000/- to Rs.5,00,000/- per Katha. *As per our discussion with the property dealers, we came*

		to know that during this Covid Pandemic period there is virtually no enquiry either for sale or for purchase of any property and virtually no sale/ purchase is taking place since the Pandemic started. The real estate market is facing a very critical and uncertain phase. But according to these property dealers the rates quoted by them currently are for the Pre-Pandemic phase. According to them, because of the economic slowdown, losses suffered by businessmen, the loss of jobs or cuts in salaries of the salaried class and also the natural tendency of the people to conserve available liquidity instead of locking it up in an illiquid asset like property or other fixed assets during such economic prolonged, uncertain and distressful times. The demand for properties is expected to fall very significantly in the immediate aftermath of Covid Pandemic. The same is the opinion of a number of reputed real estate consultants who have released their reports on the likely impact on the Real Estate scenario because of disruption caused by the Covid-19 to the economy. In the opinion of all these, the rates of Real Estate are expected to fall at least 10%-15% or even 20% after lockdown is over. But the actual position would be known only once the equilibrium sets in in the real estate market after the Pandemic subsides. *Due to this we have taken an additional discounting factor on prevailing Pre- Lockdown market rate for arriving at the Realizable value of the subject property.* *As per our discussion with market participant of the subject locality we came to know that we came to know that the prevailing land rates for industrial plots in the subject locality depends on the size, shape, frontage, location and distance from the main road. The prevailing market rates for industrial plots near to NH-6 is between Rs.3,00,000/- to Rs.5,00,000/- per Katha. As the subject property has a very large land area and using for industrial purpose and located on main in developed area of Uluberia industrial area thus keeping all the factors in mind we have adopted land rate of Rs.3,00,000/- per Katha which seems reasonable in our opinion.* *No authentic last two transactions details could be known. However prospective transaction details as per information available on public domain and gathered during site survey is mentioned above. Valuation Assessment Factors of the report and the screenshots of*

		the references are annexed in the report for reference.
4.	Guideline rate obtained from the official website	**Rs.10,02,25,944/-** **(Refer to screenshot attached on Page No.36)**
5.	Assessed / adopted rate of valuation	Rs.3,00,000/- per Katha
6.	Estimated value of land **(A)**	**Land Value =** 308.49 Katha X Rs.3,00,000/- per Katha = **Rs.9,25,46,850/-**

PART B	VALUATION OF BUILDING

1.	Technical details of the building		Construction done using professional contractor workmanship based on architect plan.
	a)	Type of Building (Residential / Commercial/ Industrial)	Industrial
	b)	Type of construction (Load bearing / RCC/ Steel Framed)	Please refer to the attached sheet below
	c)	Year of construction	Please refer to the attached sheet below
	d)	Number of floors and height of each floor including basement, if any	Please refer to the attached sheet below
	e)	Plinth area floor-wise	Please refer to the attached sheet below
	f)	Condition of the building	Average
	i.	Interior Finishing	Simple Plastered Walls
	ii.	Exterior Finishing	Simple plastered walls & GI sheet cladding
2.	Status of Building Plans/ Maps		Cannot comment since no approved map given to us
	g)	Date of issue and validity of layout of approved map / plan	Cannot comment since no approved map given to us
	h)	Is Building as per approved Map	Cannot comment since no approved map given to us
	i)	Whether genuineness or authenticity of approved map / plan is verified	Cannot comment since no approved map given to us
	j)	Any other comments by our empaneled valuers on authentic of approved plan	Cannot comment since no approved map given to us
	k)	Details of alterations/ deviations/ illegal construction/ encroachment noticed in the structure from the original approved plan	Cannot comment since no approved map given to us

CIVIL/STRUCTURES VALUATION								
S.No.	Block Name	Total Slabs/ Floors	Floor wise Height (ft.)	Year of construction	Type of construction	Structure condition	Area *(in sq. mtr.)*	Area *(sq. fts.)*
					FACTORY BUILDINGS			
1	ADMIN OFFICE BUILDING	1	9.84	2002	RCC column beams stone masonry wails in cement, bricks, steel etc.	Average	250.90	2700.66
2	ROTO MOULDING-1	1	19.68	1991	GI shed roof mounted on iron pillars, trusses frame structure resting on brick wall	Average	1092.75	11762.25
3	ROTO MOULDING-2	1	19.68	1992	GI shed roof mounted on iron pillars, trusses frame structure resting on brick wall	Average	171.00	1840.63
4	ROTO MOULDING-3	1	19.68	2002	GI shed roof mounted on iron pillars, trusses frame structure resting on brick wall	Average	460.00	4951.39
5	BLOW MOULDING-4	1	19.68	2005	GI shed roof mounted on iron pillars, trusses frame structure	Average	442.50	4763.03
6	ROTO MOULDING-5	1	14.76	2015	GI shed roof mounted on iron pillars, trusses frame structure	Average	500.00	5381.95
7	ROTO MOULDING-7ex	1	19.68	2017	GI shed roof mounted on iron pillars, trusses frame structure	Average	300.00	3229.17
8	PRODUCTION OFFICE	1	9.84	2016	GI shed roof mounted on iron pillars, trusses frame structure	Average	47.50	511.29
9	PRE MIXING AREA	1	13.12	2016	GI shed roof mounted on iron pillars, trusses frame structure	Average	100.00	1076.39
10	PRE MOULDING	1	14.76	1993	GI shed roof mounted on iron pillars, trusses frame structure	Average	273.75	2946.62
11	POWDERMILL SECTION	1	14.76	2013	GI shed roof mounted on iron pillars, trusses frame structure	Average	273.75	2946.62
12	BMC DEPARTMENT	1	19.68	2013	GI shed roof mounted on iron pillars, trusses frame structure	Average	292.50	3148.44
13	BMC GRINDING M/C	1	16.4	2013	GI shed roof mounted on iron pillars, trusses frame structure	Average	30.00	322.92
14	WORKER REST ROOM	1	9.84	2002	GI shed roof mounted on iron pillars, trusses frame structure	Average	42.00	452.08
15	COMPRESSOR ROOM	1	9.84	2013	GI shed roof mounted on iron pillars, trusses frame structure	Average	21.00	226.04
16	RM YARD	1	16.4	2001	GI shed roof mounted on iron pillars, trusses frame structure	Average	300.00	3229.17
17	IWS/LID FITTING AREA	1	16.4	2001	GI shed roof mounted on iron pillars, trusses frame structure	Average	442.50	4763.03
18	PS STORAGE AREA	1	16.4	1993	GI shed roof mounted on iron pillars, trusses frame structure	Average	330.00	3552.09
19	STORE	1	9.84	1991	RB wall structure	Average	74.00	796.53
20	SECURITY REST ROOM	1	9.84	2002	RB wall structure	Average	10.00	107.64
21	CYCLE STAND-1	1	8.2	2002	GI shed roof mounted on iron pillars, trusses frame structure	Average	42.00	452.08
22	TRANSFORMER,DG SET & ELECT. PANEL	1	13.12	1991	RCC column beams stone masonry wails in cement, bricks, steel etc.	Average	255.00	2744.79
23	SECURITY OFFICE	1	8.2	1991	RCC column beams stone masonry wails in cement, bricks, steel etc.	Average	48.00	516.67
24	CYCLE STAND-2	1	8.2	1991	GI shed roof mounted on iron pillars, trusses frame structure	Average	24.00	258.33
					Total		**5823.15**	**62679.80**

Remarks:-

1. The covered area details of the subject project has been taken on the basis of information/ data provided to us by the company

2. The condition of the structure is average and maintained by the company

3. The valuation of the building/ civil structures has been done on the basis of 'Depreciated Replacement Cost Approach'

7.	SPECIFICATIONS OF CONSTRUCTION (FLOOR-WISE) IN RESPECT OF		
S.No.	**Description**	**Ground floor**	**Other floors**
1.	Foundation	RCC	NA
2.	Ground Floor	Please refer to sheet attached above.	Please refer to sheet attached above.
3.	Superstructure	Please refer to sheet attached above.	Please refer to sheet attached above.
4.	Joinery / Doors & Windows (please furnish details about size of frames, shutters, glazing, fitting etc. and specify the species of timber)	Aluminum flushed doors & windows, Steel frame doors and windows and steel shutters	Aluminum flushed doors & windows, Steel frame doors and windows and steel shutters
5.	RCC works	completed	completed
6.	Plastering	completed	completed
7.	Flooring, Skirting, dadoing	completed	completed
8.	Special finish as marble, granite, wooden paneling, grills, etc.	completed	completed
9.	Roofing including weather proof course	completed	completed
10.	Drainage	Yes, underground drainage system exists within the subject property	NA

S.No.	Description		Ground floor	Other floors
1.	Compound wall		Yes	NA
	Height		Approx. 10 ft.	NA
	Length		574 mtr.	NA
	Type of construction		Brickwork	NA
2.	Electrical installation			
	Type of wiring		Mixed (Internal & External)	Mixed (Internal & External)
	Class of fittings (superior / ordinary / poor)		Ordinary	Ordinary
	Number of light points		NA	NA
	Fan points		NA	NA
	Spare plug points		NA	NA
	Any other item		NA	NA
3.	Plumbing installation			
	a)	No. of water closets and their type	NA	NA
	b)	No. of wash basins	NA	NA
	c)	No. of urinals	NA	NA
	d)	No. of bath tubs	NA	NA
	e)	Water meter, taps, etc.	NA	NA
	f)	Any other fixtures	NA	NA

PART C	EXTRA ITEMS	
1.	Portico	NA
2.	Ornamental front door	NA
3.	Sit out/ Verandah with steel grills	NA
4.	Overhead water tank	NA
5.	Extra steel/ collapsible gates	NA
6.	**Total (C)**	**NA**

PART D	AMENITIES	
1.	Wardrobes	NA
2.	Glazed tiles	NA
3.	Extra sinks and bath tub	NA
4.	Marble / Ceramic tiles flooring	NA
5.	Interior decorations	NA
6.	Architectural elevation works	NA
7.	Paneling works	NA
8.	Aluminum works	NA
9.	Aluminum hand rails	NA
10.	False ceiling	NA
	Total (D)	**NA**

PART E	MISCELLANEOUS	
1.	Separate toilet room	NA
2.	Separate lumber room	NA
3.	Separate water tank/ sump	NA
4.	Trees, gardening	NA
	Total (E)	**NA**

PART F	SERVICES	
1.	Water supply arrangements	NA
2.	Drainage arrangements	NA
3.	Compound wall	Already considered in Building Sheet
4.	C. B. deposits, fittings etc.	NA
5.	Pavement	NA
	Total (F)	Already considered in Building Sheet

CIVIL/STRUCTURES VALUATION										
S.No.	Block Name	Total Slabs/ Floors	Floor wise Height (ft.)	Year of construction	Type of construction	Structure condition	Area (in sq. mtr.)	Area (sq. fts.)	Rate Adopted	Depriciated Replacement Cost
					FACTORY BUILDINGS					
1	ADMIN OFFICE BUILDING	1	9.84	2002	RCC column beams stone masonry walls in cement, bricks, steel etc.	Average	250.90	2700.66	₹ 650.00	₹ 17,55,430.63
2	ROTO MOULDING-1	1	19.68	1991	GI shed roof mounted on iron pillars, trusses frame structure resting on brick wall	Average	1092.75	11762.25	₹ 275.00	₹ 32,34,619.22
3	ROTO MOULDING-2	1	19.68	1992	GI shed roof mounted on iron pillars, trusses frame structure resting on brick wall	Average	171.00	1840.63	₹ 275.00	₹ 5,06,172.40
4	ROTO MOULDING-3	1	19.68	2002	GI shed roof mounted on iron pillars, trusses frame structure resting on brick wall	Average	460.00	4951.39	₹ 375.00	₹ 18,56,772.75
5	BLOW MOULDING-4	1	19.68	2005	GI shed roof mounted on iron pillars, trusses frame structure	Average	442.50	4763.03	₹ 400.00	₹ 19,05,210.30
6	ROTO MOULDING-5	1	14.76	2015	GI shed roof mounted on iron pillars, trusses frame structure	Average	500.00	5381.95	₹ 650.00	₹ 34,98,267.50
7	ROTO MOULDING-7ex	1	19.68	2017	GI shed roof mounted on iron pillars, trusses frame structure	Average	300.00	3229.17	₹ 650.00	₹ 20,98,960.50
8	PRODUCTION OFFICE	1	9.84	2016	GI shed roof mounted on iron pillars, trusses frame structure	Average	47.50	511.29	₹ 600.00	₹ 3,06,771.15
9	PRE MIXING AREA	1	13.12	2016	GI shed roof mounted on iron pillars, trusses frame structure	Average	100.00	1076.39	₹ 625.00	₹ 6,72,743.75
10	PRE MOULDING	1	14.76	1993	GI shed roof mounted on iron pillars, trusses frame structure	Average	273.75	2946.62	₹ 250.00	₹ 7,36,654.41
11	POWDERMILL SECTION	1	14.76	2013	GI shed roof mounted on iron pillars, trusses frame structure	Average	273.75	2946.62	₹ 600.00	₹ 17,67,970.58
12	BMC DEPARTMENT	1	19.68	2013	GI shed roof mounted on iron pillars, trusses frame structure	Average	292.50	3148.44	₹ 625.00	₹ 19,67,775.47
13	BMC GRINDING M/C	1	16.4	2013	GI shed roof mounted on iron pillars, trusses frame structure	Average	30.00	322.92	₹ 600.00	₹ 1,93,750.20
14	WORKER REST ROOM	1	9.84	2002	GI shed roof mounted on iron pillars, trusses frame structure	Average	42.00	452.08	₹ 300.00	₹ 1,35,625.14
15	COMPRESSOR ROOM	1	9.84	2013	GI shed roof mounted on iron pillars, trusses frame structure	Average	21.00	226.04	₹ 550.00	₹ 1,24,323.05
16	RM YARD	1	16.4	2001	GI shed roof mounted on iron pillars, trusses frame structure	Average	300.00	3229.17	₹ 350.00	₹ 11,30,209.50
17	IWS/LID FITTING AREA	1	16.4	2001	GI shed roof mounted on iron pillars, trusses frame structure	Average	442.50	4763.03	₹ 375.00	₹ 17,86,134.66
18	PS STORAGE AREA	1	16.4	1993	GI shed roof mounted on iron pillars, trusses frame structure	Average	330.00	3552.09	₹ 250.00	₹ 8,88,021.75
19	STORE	1	9.84	1991	RB wall structure	Average	74.00	796.53	₹ 475.00	₹ 3,78,351.09
20	SECURITY REST ROOM	1	9.84	2002	RB wall structure	Average	10.00	107.64	₹ 600.00	₹ 64,583.40
21	CYCLE STAND-1	1	8.2	2002	GI shed roof mounted on iron pillars, trusses frame structure	Average	42.00	452.08	₹ 300.00	₹ 1,35,625.14
22	TRANSFORMER,DG SET & ELECT. PANE	1	13.12	1991	RCC column beams stone masonry walls in cement, bricks, steel etc.	Average	255.00	2744.79	₹ 500.00	₹ 13,72,397.25
23	SECURITY OFFICE	1	8.2	1991	RCC column beams stone masonry walls in cement, bricks, steel etc.	Average	48.00	516.67	₹ 475.00	₹ 2,45,416.92
24	CYCLE STAND-2	1	8.2	1991	GI shed roof mounted on iron pillars, trusses frame structure	Average	24.00	258.33	₹ 200.00	₹ 51,666.72
				TOTAL			5823.15	62679.80		₹ 2,68,13,453.46
25	Boundary Wall	1	8	-	RB wall structure	Average	574.76 running mtr		₹ 2,500.00	₹ 14,36,900.00
26	Pavement	1			Bitumen	Average	285 running mtr		₹ 10,000.00	₹ 28,50,000.00
27	Drainage	1			RB wall structure	Average	276.85 running mtr		₹ 2,500.00	₹ 6,92,125.00
					GRAND TOTAL					**₹ 3,17,92,478.46**

Remarks:-

1. The covered area details of the subject project has been taken on the basis of information/ data provided to us by the company

2. The condition of the structure is average and maintained by the company

3. The valuation of the building/ civil structures has been done on the basis of 'Depreciated Replacement Cost Approach'

PART C	VALUATION OF PLANT AND MACHINERY

	PLANT & MACHINERY VALUATION PROCEDURE		
a.	**GENERAL DETAILS**		
i.	Scope of the Assessment	Non Binding Opinion on General Prospective Valuation Assessment of the Plant & Machineries as found on site on as-is-where basis.	
ii.	Out-of-Scope of the Assessment	1. Verification of authenticity of documents from originals or cross checking from any Govt. deptt. is not done at our end. 2. Legal aspects & rights of the Plant & Machinery are out-of-scope of this report. 3. Inventorization of P&M is out of scope of work. 4. Componentization of Plant & Machinery is out of scope of this report. 5. Identification of the P&M is only limited to cross verification of major machines & production lines. 6. Technical/ mechanical/ operational testing of the machines is out-of-scope of the report. 7. Comment/ determination on technological aspect is out of scope of this report. 8. Any kind of machine/ process design is out of scope of the report.	
iii.	Information provided/ available for assessment	**Documents Requested**	**Documents Provided**
		Total **04** documents requested.	Total **01** documents provided.
		Detailed Fixed Asset Register/ Inventory Sheet	Detailed Fixed Asset Register
		Invoices/ Bills	None
		Purchase Orders	None
		EPC contract agreements	None
iv.	Identification of the assets	☒	Cross checked from the name of the machines mentioned in the FAR/ Inventory list name plate displayed on the machine
		☒	Identified by the company's representative
		☐	Identified from the available Invoices
		☐	Identification of the machines could not be done properly
		☒	Due to large number of machines/ inventory, only major production lines & machines have been checked
		☐	Physical inspection of the machines could not be done
v.	Plant Technical person name, contact number & designation assisted for Survey	Mr. Vivek Anand Jha (9674383083)	
vi.	Date of Survey	17 December 2020	

b.	**BRIEF DESCRIPTION OF THE PLANT/ MACHINERY**		
i.	Nature of Plant & Machinery	Plastic Tank Manufacturing Industry	
ii.	Size of the Plant	Medium scale Plant	
iii.	Type of the Plant	Semi Automatic	
iv.	Year of Installation/ Commissioning/ COD *(Commercial Operation Date)*	September 1991 as per the information provided on site	
v.	Production Capacity	Approx. 750 Tons per month as per the information provided on site	
vi.	Capacity at which Plant was running at the time of Survey	information provided, but appeared to be running at nearly full capacity	
vii.	Number of Production Lines	Ten	
viii.	Condition of Machines	Average.	
ix.	Status of the Plant	Fully operational	
x.	Products Manufactured in this Plant	Poly Ethylene Tanks of different sizes	
xi.	Recent maintenance carried out on	Only minor regular maintenance	
xii.	Recent upgradation, improvements if done any	No information provided	
xiii.	Total Gross Block & Net Block of Assets	**Gross Block**	**Net Block**
		As on 30/09/2020	
		Rs 30,37,80,427/-	Rs.19,30,41,170/-
xiv.	Any other Details if any		
c.	**LOCATION/ ADDRESS WHERE PLANT/ MACHINES ARE FOUND TO BE INSTALLED**		
	All the plant and machinery as per the FAR provided to us was considered to be installed inside the plant which is located inside the premises of M/s Sintex BAPL Limited, at Plot Nos. 40(P) & 41, Uluberia Industrial Growth Centre, Mouza-Harinarayan Chak, J.L No.55, P.S. Uluberia, District Howrah, West Bengal		

	 The subject plant is used for manufacturing of Poly Ethylene Tanks in different sizes. As observed during our site survey the machines were appeared to be in average condition and most of the production lines were running.
d.	**SURVEY DETAILS**
i.	Plant has been surveyed by our Engineering Team on 17/12/2020.
ii.	Site inspection was done in the presence of Company's representative Mr. Vivek Anand Jha who was available from the company to furnish any specific detail about the Plant & Machinery.
iii.	Our team examined & verified the machines and utilities from the FAR provided by the Company. Only major machinery, process line & equipment has been verified.
iv.	Our surveyor was not allowed to take photographs of the Machines and its accessories installed there and the photographs are only provided to us by the company representative.
v.	Currently the plant is fully operational.
vi.	Most the details have been cross checked as per the documents provided to us by the company and what was observed at the site.
vii.	Condition of the machines is checked through visual observation only. No technical/ mechanical/ operational testing has been carried out to ascertain the condition and efficiency of machines.
viii.	Site Survey has been carried out on the basis of the physical existence of the assets rather than their technical expediency.
ix.	As per the overall site visit summary, Plant appeared to be in average condition.
a.	**MANUFACTURING PROCESS**
	No information provided

b.	**TECHNOLOGY TYPE/ GENERATION USED AND TECHNOLOGICAL COLLABORATIONS IF ANY**	
	NA	
c.	**RAW MATERIALS REQUIRED & AVAILABILITY**	
	Type of Raw Material:	Linear Low Density Polyethylene, High-density polyethylene, Master Batch etc.
	Availability:	Good from plants of GAIL, Haldia Petrochemicals, Reliance Petrochemicals
d.	**AVAILABILITY & STATUS OF UTILITIES**	
	Power/ Electricity	Yes
	Water	Yes
	Road/ Transport	Yes
e.	**COMMENT ON AVAILABILITY OF LABOUR**	
	Appears to be easily & adequately available and no labour issues came to our knowledge during site inspection.	
f.	**SALES TRANSACTIONAL PROSPECTS OF SUCH PLANTS/ MACHINERY**	
	Strategic Sale as part of the complete Project.	
	Reason: This is a Medium Scale manufacturing plant & can only be sold as an Integrated Industry to preserve its value since complete process line & machines are special purpose machines & can't be used in any other industry. Demand of used machinery in this kind of Industry of such a scale is not very high since many times it is not easily available in the market & not technically viable therefore the best sale transaction approach to realize maximum value of such assets is through strategic sale to the players who are already into same or similar Industry who have plans for expansion or any large conglomefrate who plans to enter into this new Industry	
g.	**DEMAND OF SUCH PLANT & MACHINERY IN THE MARKET**	
	Appears to be moderate as per general information available in public domain.	
h.	**VALUATION PROEDURE**	
i.	**sic Methodology:** For arriving at fair market value of P&M & other fixed assets our engineering team has rationally applied the mixture of ***'Cost approach (depreciated replacement cost)'***. The fair market value of Plant & Machinery on the date of valuation is its cost of reproduction & commissioning on that date less the depreciation & other deterioration deductions (Technological, Economic, Functional obsolescence) or additions for good maintenance from the date of commissioning of the machinery to the date of its valuation.	
ii.	Core P&M Asset Valuation is done keeping in mind various factors like technology used, machines availability, its condition, average age, maintenance & service and parts replacement availability of the machines and more importantly demand in the market.	
iii.	Main Machinery of this Plant are Roto Machine, Extruder, Blow Moulding Machine, Material Handling System, Oil cooled distribution system etc. The auxiliary machines of this plants are D.G set, Distribution panel, Hopper Loader, Mixer Machine, Motor etc.	

iv.	The main data point for the Valuation of Plant & Machinery is the Fixed Asset Register maintained by the company. Plant & Machinery FAR has been provided by the company which has been relied upon in good faith. Provided FAR included assets in different heads like Land, Building, Plant & Machinery, Electrical equipment's, Furniture & fittings, Office equipment, etc. Assets under different heads are segregated and are evaluated separately. From the Fixed Asset Register List two key inputs, Date of Capitalization and Cost of capitalization are taken which play vital role in evaluating used Plant & Machinery valuation.
v.	Provided Capitalization cost include soft cost incurred during the Project establishment like Pre-operative, IDC & Finance cost expenses also. On our request we have not got break-up of hard & soft cost separately hence we have to go by the given figure.
vi.	For calculating Reproduction Cost of the machines as on date Cost Inflation Index is taken into consideration since current machinery of this plant is 2 to 30 years old or less and since then fluctuation has occurred in the prices of metals or industrial commodities.
vii.	For evaluating depreciation, Chart of Companies Act-2013 for ascertaining useful life of different types of machines are followed and varies from 3-20 years based on the nature of the item.
viii.	On the Depreciated Replacement Cost (DRC) deduction for obsolescence/ deterioration or addition for good maintenance has been taken to arrive at the estimated Prospective Fair Market Value of the machines.
ix.	**Underline assumption** for the evaluation of this Plant & Machinery is that it will be sold as an Integrated Plant and not as discrete/ piecemeal machinery basis.
i.	**CONSOLIDATED PLANT & MACHINERY VALUATION**
	nsolidated valuation sheet of Plant & Machinery and other asset items are mentioned below with depreciated current market value as per different category of the machines/assets cumulated together. Our engineering team has separated the Cost of Equipment's in the different sections of the plant. The cost of equipment considered from P&M List includes Pre-operative, Finance, and IDC Charges etc. The capitalized/ purchase cost of machinery considered from P&M List consists of final commissioning of machines which includes freight, taxes, insurance, etc.

SUMMARY- VALUATION OF PLANT & MACHINERY AND OTHER FIXED ASSETS PERTAINING TO M/S. SINTEX BAPL LIMITED, PLOT NO. 40P & 41, ULUBERIA INDUSTRIAL GROWTH CENTER, P.O BIRSHIBPUR, PS. ULUBERIA, HOWRAH-711315						
Sr. No.	**Items**	**Annexure**	**Cost of Capitalization**	**End Book Value**	**Gross Current Reproduction Cost (GCRC) (INR)**	**Current Depreciated Market Value**
1	Main Plant	C	₹ 25,97,13,761.96	₹ 17,38,96,926.75	₹ 28,94,13,609.89	₹ 15,85,22,457.33
2	Moulds & Dies	D	₹ 3,21,35,747.92	₹ 1,41,53,809.74	₹ 3,21,35,747.92	₹ 61,23,294.05
3	Electrical Machinery & Equipment	E	₹ 71,48,028.47	₹ 44,73,476.23	₹ 71,48,028.47	₹ 33,50,037.84
4	Computer Equipment	F	₹ 12,23,222.34	₹ 84,430.50	₹ 12,23,222.34	₹ 69,926.02
5	Furniture & Fixture	G	₹ 1,38,627.85	₹ 13,836.28	₹ 1,38,627.85	₹ 6,931.39
6	Motor Vehicles	H	₹ 11,03,739.00	₹ 67,996.74	₹ 11,03,739.00	₹ 1,44,155.96
7	Intangible Assets	I	₹ 1,41,980.00	₹ 48,671.60	₹ 1,41,980.00	₹ -
8	Furniture & Fixture	J	₹ 21,75,319.84	₹ 3,02,022.89	₹ 21,75,319.84	₹ 1,08,765.99
9	Total		₹ 30,37,80,427.38	₹ 19,30,41,170.73	₹ 33,34,80,275.31	₹ 16,83,25,568.59

Notes:

1. Asset items pertaining to Sintax BAPL Limited, Uluberia, Howrah Plant is only considered in this report.

2. Asset items of different classes are grouped together and summarized separately. Detailed valuation sheet with calculation can be referred in attached annexures.

3. ACBIL has provided us the Fixed Asset Register (FAR) for the purpose of Valuation. This FAR has the capitalization of the items based on the capex incurred under various heads and shown it in under various phases. Hence, for the purpose of Valuation we have taken the FAR having capex incurred.

4. For evaluating useful life for calculation of depreciation, Central Electricity Commission Guidelines, Chart of Companies Act-2013 are referred.

5. Useful life of Primary machines of the Plant like Roto Machine, Extruder, Blow Moulding Machine, Material Handling System, Oil cooled distribution system etc. is taken as 20 years . For other auxiliary machinery & equipment average life varies from 10 – 15 years.

6. For evaluating the Gross current replacement cost of the machines and equipment, we have adopted the inflation rate occurred in the manufacturing of that respective commodity. For which we have used the whole sale price index provided the Government through www.eaindustry.nic.in

7. $ rate fluctuation is not considered separately in our assessment since the adjustment of this fluctuation in the overall cost of the Project is already capitalized by the company in FAR.

8. During the site visit the plant was operational and the machines & equipment are appeared to be in average condition.

PART	CONSOLIDATED VALUATION ASSESSMENT OF ASSETS

	Description	Value by adopting	
	Valuation of the Property	**Cost of Capitalization (Rs.)**	**Depreciated Replacement Market Value (Rs.)**
(a)	**Land (A)**	**Rs.26,12,625/-**	**Rs.9,25,46,850/-**
(b)	**Buildings & Civil Works (B)**	**Rs.9,18,41,473/-**	**Rs.3,17,92,478/-**
(c)	**Plant & Machinery, Other Fixed Assets & Spares (C)**	**Rs.30,37,80,428/-**	**Rs.16,83,25,569/-**
(d)	**Depreciated Asset Replacement Value Total {D= Add (A+B+C)}**	**Rs.39,82,34,526/-**	**Rs.29,26,64,897/-**

(e)	**Consolidated Fixed Asset Valuation (E)**	**Rs.29,26,64,897/-**
(f)	**Rounded Off** *(Depreciated Replacement Market Value)*	**Rs.29,27,00,000/-**
(g)	**Total Realizable/ Fetch Value of the Plant** *(Minimum Depreciated Replacement Market Value)*	**Rs.23,41,00,000/-**
(h)	**Forced/ Distress Sale Value** *(Orderly Liquidation Value of the assets on On-going Basis)*	**Rs.19,02,00,000/-**
(i)	**Liquidation Value of project excluding Current Assets** *(Forced Liquidation Value of the assets on On-going Basis)*	**Rs.13,16,99,000/-**

(RUPEES TWENTY NINE CRORE TWENTY SEVEN LAKHS ONLY)

i.	**Justification for more than 20% difference in Market & Circle Rate**	Circle rates are determined by the District administration as per their own theoretical internal policy and Market rates are adopted based on current practical market dynamics which is explained clearly in Valuation Assessment Factors

1. *REMARKS*

- *Consolidated Fair Market Fixed Asset Valuation of Mouza- Harinarayan Chak, J.L No.55, P.S. Uluberia, District Howrah, West Bengal is well within market scenario and condition of plant. This will be a good deal for any buyer to acquire this plant since this plant is maintained and in operation as on date of our site survey.*

- *This valuation would be more reasonable if anyone would buy this plant in as is installed condition on ongoing concern basis. Also Valuation may differ in case these assets are sold in dismantled/Uninstalled condition. This will depend on its dismantling/uninstalling cost and also on the views of the buyer and seller. This Valuation should be referred for the Plant in entirety instead of on piece meal basis of assets.*

- *Fragmented/ Individual component wise may fetch different values, however this Valuation is prepared based on the ongoing concern and the Values has been applied in totality/ group of assets.*

- *This valuation exercise has been performed to reach the prospective fair market value using the depreciated replacement cost approach for setting up such Greenfield projects in current scenario. This should not be treated as the transactional value of these assets.*

- *This valuation assessment doesn't cover any Enterprise Valuation of the Project which may have additional premium or discounting impact on the overall Project Value due to various other financial conditions of the Project.*

- *All the Values includes soft cost incurred during the Project inception such as Pre-Operative expenses, Finance cost, IDC, etc. since the FAR is capitalized with all these soft cost and FAR was the main reference point for this Valuation assessment. .*

- *Any kind of unpaid statutory, utilities, lease, interest or any other pecuniary dues on the asset has not been factored in the Valuation.*

- *Secondary/ Tertiary costs related to asset transaction like Stamp Duty, Registration charges, Brokerage, Bank interest etc. pertaining to the sale/ purchase of this property are not considered while assessing the Market Value.*

- *Discounting factors used in different values assigned like Fair Value, Realizable Value & Distress Value is based on the different condition & situation of the asset realizability and the different processes which has already been tried for the asset sale.*

- *There is no fixed formula for assigning the discounting factors and it depends largely on the nature, type of the asset and the market trend.*

- *As per the scope of the Report, Value assessment is subject to Assumption & Remarks, R.K. Associates Important Notes and Valuer's Remarks & other enclosed documents with the Report*

2. *DEFINITIONS*

- ***Fair Market Value** suggested by the competent Valuer is that prospective estimated amount in his expert & prudent opinion of the subject asset/ property without any prejudice after he has carefully & exhaustively evaluated the facts & information came in front of him related to the subject asset at which the subject asset/ property should be exchanged between a willing buyer and willing seller at an arm's length transaction in an open & unrestricted market, after proper marketing, wherein the parties, each acted knowledgeably, prudently and without any compulsion on the date of the Valuation.*

- *Forced, under compulsion & constraint, obligatory sales transactions data doesn't indicate the Fair Market Value.*

- ***Realizable Value** is the minimum prospective estimated value of the property which it may be able to realize at the time of actual property transaction factoring in the potential prospects of*

deep negotiations carried out between the buyer & seller for ultimately finalizing the transaction across the table. Realizable value may be 10-20% less than the Fair Market Value depending on the various salability prospects of the subject property and the needs of the buyer & the seller.

- ***Forced/ Distress Sale Value*** *is the value when the property has to be sold due to any compulsion or constraint like financial encumbrances, dispute, as a part of a recovery process, any defect in the property, legal issues or any such condition or situation. In this type of sale, minimum fetch value is assessed which can be 25-40% less than the estimated Fair Market Value based on the nature, size & salability prospects of the property. In this type of sale, negotiation power of the buyer is always more than the seller and eagerness & pressure of selling the property is more than buying it. Therefore the Forced/ Distress Sale Value will always fetch significantly less value compare to the estimated Fair Market Value.*

	DECLARATION BY VALUER FIRM			
i.	As a result of my appraisal and analysis, it is my considered opinion that the present fair market value of the above property in the prevailing condition with aforesaid specifications is **Rs.29,27,00,000/-** (Rupees Twenty Nine Crores Twenty Seven Lakhs Only). The Realizable value of the above property is **Rs.23,41,00,000/-** (Rupees Twenty Three Crores Forty One Lakhs Only). The book value of the above property as of 30.09.2020 is Rs.26,56,51,562/- (Rupees Twenty Six Crore Fifty Six Lakhs Only) and the distress value **Rs.19,02,00,000/-** (Rupees Nineteen Crores Two Lakhs Only).			
ii.	**Name & Address of Valuer company**	M/s R.K. Associates Valuers & Techno Engineering Consultants Pvt. Ltd. D- 39, 2nd floor, Sector- 2, Noida		
iii.	**Enclosed Documents**	**S.No**	**Documents**	**No. of Pages**
		i.	General Details	02
		ii.	Screenshot of the price trend references of the similar related properties available on public domain	01
		iii.	Google Map	01
		iv.	Photographs	17
		v.	Copy of Circle Rate	02
		vi.	Survey Summary Sheet	02
		vii.	Valuer's Remark	02
		viii.	Copy of relevant papers from the property documents referred in the Valuation	05
iv.	**Total Number of Pages in the Report with Enclosures**	47		
v.	**Engineering Team worked on the report**	***SURVEYED BY:*** *AE Arup & Anirban*		
		PREPARED BY: *SE Jitender Sharma*		
		REVIEWED BY: HOD Valuations		

	DECLARATION BY BANK	
i.	The undersigned has inspected the property detailed in the Valuation Report dated_____on_____. We are satisfied that the fair and reasonable market value of the property is Rs.__(Rs.__only).	
ii.	Name of Bank of Manager	
iii.	Name of Branch	
iv.	Signature	

ENCLOSURE: I- ASSUMPTIONS | REMARKS | LIMITING CONDITIONS

i.	Qualification in TIR/Mitigation Suggested, if any:***cannot comment since copy of TIR is not provided to us***
ii.	Is property SARFAESI compliant: ***Yes***
iii.	Whether property belongs to social infrastructure like hospital, school, old age home etc.:***No***
iv.	Whether entire piece of land on which the unit is set up / property is situated has been mortgaged or to be mortgaged: ***Yes, is mortgaged***
v.	Details of last two transactions in the locality/area to be provided, if available: ***Information couldn't be found.***
vi.	Any other aspect which has relevance on the value or marketability of the property: This report is prepared following our standard operating procedures & best practices, limitations, conditions, remarks, Important Notes, Valuation TOR.
	1. This Valuation report is prepared based on the copies of the documents/ information which interested organization or customer could provide to us out of the standard checklist of documents sought from them and further based on our assumptions and limiting conditions. All such information provided to us has been relied upon in good faith and we have assumed that it is true and correct. Verification or cross checking of the copy of the documents provided to us from the originals has not been done at our end.
	2. Legal aspects for eg. investigation of title, ownership rights, lien, charge, mortgage, lease, etc. are not considered in this report. It is assumed and taken into account that the concerned Bank/ Financial Institution has got the legal verification cleared by the competent Advocate while requesting for the Valuation report.
	3. Value varies with the Purpose/ Date/ Condition prevailing in the market. We recommend not to refer the Value of the asset given in this report if any of these points are different from the one mentioned aforesaid in the Report. We also recommend that the indicative estimated Value in the Valuation Report holds good only upto the period of 3 months from the date of Valuation.

R.K ASSOCIATES IMPORTANT NOTES

DEFECT LIABILITY PERIOD *- In case of any query/ issue or escalation you may please contact Incident Manager by writing at valuers@rkassociates.org. We try our level best to ensure maximum accuracy in the Calculations done, Rates adopted and various other data points & information mentioned in the report but still can't rule out typing, human errors or any other mistakes. In case you find any mistake, variation, discrepancy or inaccuracy in any data point of the report, please help us by bringing all such points into our notice in writing at valuers@rkassociates.org within 30 days of the report delivery, to get these rectified timely, failing which R.K Associates won't be held responsible for any inaccuracy in any manner. Also if we will not hear back anything from you within 30 days, we will assume that report is correct in all respect and no further claim of any sort will be entertained thereafter. We would welcome and appreciate your feedback & suggestions in order to improve our services.*

*Our **DATA RETENTION POLICY** is of **ONE YEAR**. After this period we remove all the concerned records related to the assignment from our repository. No clarification or query can be answered after this period due to unavailability of the data.*

COPYRIGHT FORMAT *- This report is prepared on the copyright format of R.K Associates to serve our clients in the best possible way. Legally no one can copy or distribute this format without prior approval from R.K Associates. It is meant only for the organization as mentioned on the cover page of this report. Distribution or use of this format other than R.K Associates will be seen as unlawful act and necessary legal action can be taken against the defaulters.*

IF REPORT IS USED FOR BANK/ FIs

NOTE: *As per IBA Guidelines in case the valuation report submitted by the valuer is not in order, the banks / FIs shall bring the same to the notice of the valuer within 15 days of submission for rectification and resubmission. In case no such communication is received, it shall be presumed that the valuation report has been accepted.*

At our end we have not verified the authenticity of any documents provided to us. Bank is advised to verify the genuineness of the property documents before taking any credit decision.

ENCLOSURE: II- REFERENCES ON PRICE TREND OF THE SIMILAR RELATED PROPERTIES AVAILABLE ON PUBLIC DOMAIN

60 Bigha Industrial Land for Sale in Uluberia, Howrah ₹ 25.10 Cr

Area
1045440 sq.ft. (97124....

Full front of nh6 west bengal best industrial land in west bengal

Agent : Chowdhury real estate

Contact Agent | View Phone No.

210 Bigha Industrial Land for Sale in Uluberia, Howrah ₹ 73.50 Cr

Area
3659040 sq.ft. (339935...

Industrial land sale at ullubaria,howrah on n.h.6, bombay road. road side front-200 feet. nature .. Read More

Agent : South Kolkata Real Estate

Contact Agent | View Phone No.

ENCLOSURE: III – GOOGLE MAP LOCATION

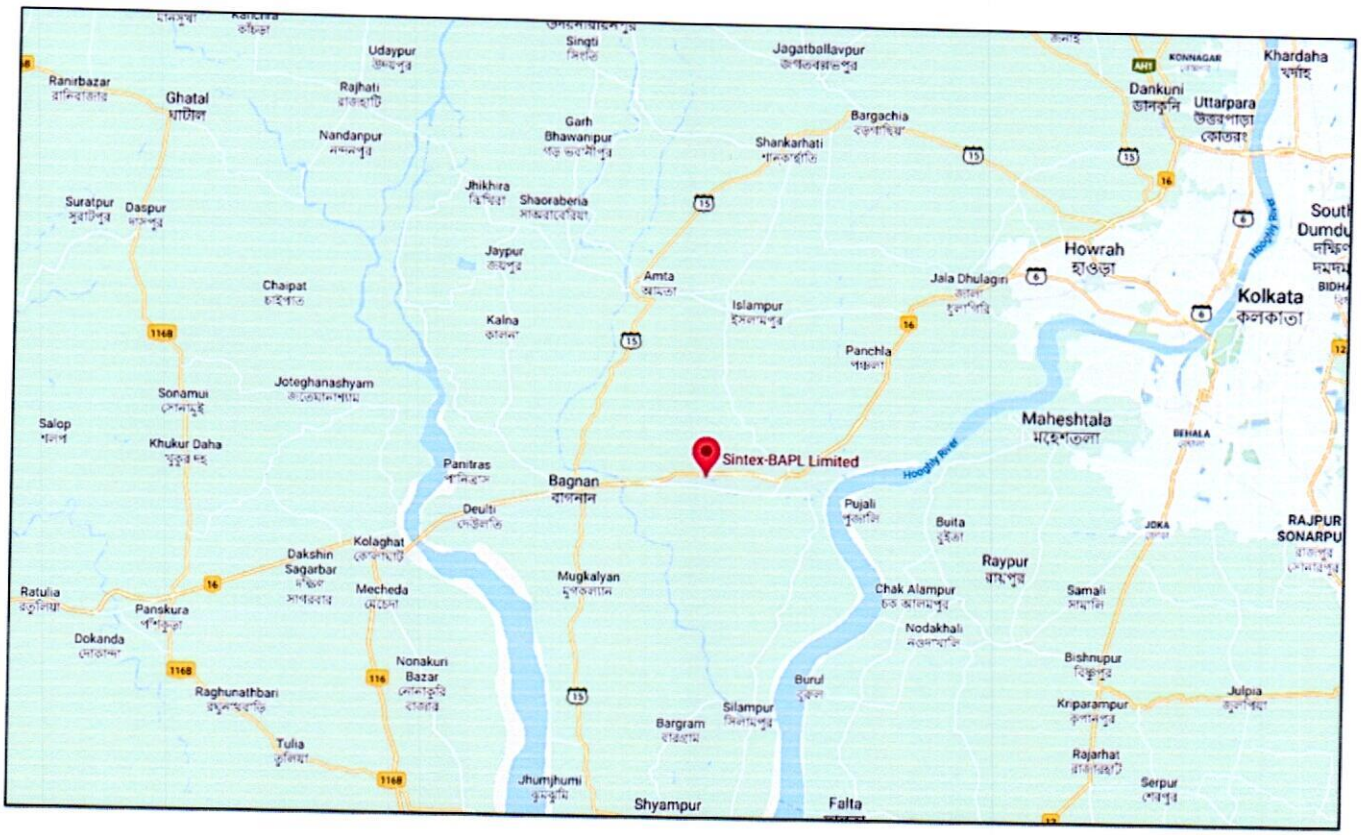

ENCLOSURE: IV – PHOTOGRAPHS OF THE PROPERTY








RED TAG AREA
RED TAG

ENCLOSURE: V– COPY OF CIRCLE RATE

(*) marked items are mandatory

District *	Howrah	Thana *	Uluberia
Local Body	Gram Panchayat	Mouza	Harinarayanchak
Road		Road Zone	
Premises No.	41	Ward No.	Ward No
Jurisdiction of	A.D.S.R. ULUBERIA	Gram Panchayat	CHANDIPUR
Project Name	Not Available		

Plot No	LR	00084 / 00000	LR Khatian No.	00000 / 00

To get owner details of property please enter LR plot no and LR khatian no.

Proposed Land Use	Industrial Use	Nature of Land (as recorded in ROR)	Industrial Use

	Acre	Decimal	Bigha	Katha	Chatak	Sq. Feet	Total Area of Land(Decimal)
Area of Land	5.099	Decimal	Bigha	Katha	Chatak	Sq. Feet	509.90000000000003

Adjacent to Metal Road	Yes	Approach Road Width (In feet)	45
Encumbered by Tenant	No	Tenant is Purchaser ?	No
Bargadar	No	Bargadar is Purchaser?	Yes No
Litigated Property	Yes No		

Type the characters shown		37245	Try new characters

Existing Market Value of Land: Rs. 10,02,25,944/-

ANNEXURE: VI- DECLARATION-CUM-UNDERTAKING

a I am a citizen of India.

b No employee or member of R.K Associates has any direct/ indirect interest in the property or become so interested at any time during a period of three years prior to my appointment as valuer or three years after the valuation of assets was conducted by me.

c The information furnished in our valuation report dated 23/3/2021 is true and correct to the best of my knowledge and belief and we have made an impartial and true valuation of the property.

d Our authorized Engineer/ surveyor Mr. Arup & Anirban have personally inspected the property on 17/12/2020 the work is not subcontracted to any other valuer and is carried out by us.

e Valuation report is submitted in the format as prescribed by the Bank.

f We have not been depanelled/ delisted by any other bank and in case any such depanelment by other banks during my empanelment with you, we will inform you within 3 days of such depanelment.

g We have not been removed/ dismissed from service/employment earlier.

h We have not been convicted of any offence and sentenced to a term of imprisonment.

i We have not been found guilty of misconduct in professional capacity.

j I have not been declared to be unsound mind.

k We are not undischarged bankrupt, or has not applied to be adjudicated as a bankrupt;

l We are not an undischarged insolvent.

m I have not been levied a penalty under section 271J of Income-tax Act, 1961 (43 of 1961) and time limit for filing appeal before Commissioner of Income tax (Appeals) or Income-tax Appellate Tribunal, as the case may be has expired, or such penalty has been confirmed by Income-tax Appellate Tribunal, and five years have not elapsed after levy of such penalty.

n I have not been convicted of an offence connected with any proceeding under the Income Tax Act 1961, Wealth Tax Act 1957 or Gift Tax Act 1958 and

o Our PAN Card number/ GST number as applicable is **AAHCR0845G/ 09AAHCR0845G1ZP**

p We undertake to keep you informed of any events or happenings which would make me ineligible for empanelment as a valuer.

q We have not concealed or suppressed any material information, facts and records and I have made a complete and full disclosure.

r We have read the Handbook on Policy, Standards and procedure for Real Estate Valuation, 2011 of the IBA and this report is in conformity to the "Standards" enshrined for valuation in the Part-B of the above handbook to the best of my ability.

s We have read the International Valuation Standards (IVS) and the report submitted to the Bank for the respective asset class is in conformity to the "Standards" as enshrined for valuation in the IVS in "General Standards" and "Asset Standards" as applicable.

t I abide by the Model Code of Conduct for empanelment of valuer in the Bank.

u I am registered under Section 34 AB of the Wealth Tax Act, 1957. (Strike off, if not applicable).

v I am valuer registered with Insolvency & Bankruptcy Board of India (IBBI) (Strike off, if not applicable).

w My CIBIL Score and credit worthiness is as per Bank's guidelines.

x I am the proprietor / partner / authorized official of the firm / company, who is competent to sign this valuation report.

y I will undertake the valuation work on receipt of Letter of Engagement generated from the system (i.e. LLMS/LOS) only.

z Further, I hereby provide the following information.

S. No.	Particulars	Valuer comment	
1.	Background information of the asset being valued	This is an Industrial property located at address: Plot Nos. 40(P) & 41, Uluberia Industrial Growth Centre, R.S. Plot Nos. 84(P), 91(P), 92, 93(P), 94(P), 98(P), 100(P), 101(P) & 216, Mouza-Harinarayan Chak, J.L No.55, P.S. Uluberia, District Howrah, West Bengal having total land area as 5.099 acres as per the documents/ information provided to us by the Bank/ client.	
2.	Purpose of valuation and appointing authority	Please refer to Page No.01 of the Report.	
3.	Identity of the Valuer and any other experts involved in the valuation	**Survey Analyst: Er. Arup & Anirban** **Engineering Analyst: Er .Jitender Sharma** **Valuer/ Reviewer: HOD Engg.**	
4.	Disclosure of valuer interest or conflict, if any	No relationship with the borrower or any kind of conflict of interest.	
5.	Date of appointment, valuation date and date of report	**Date of Appointment:**	**1/12/2020**
		Date of Survey:	**17/12/2020**
		Valuation Date:	**23/3/2021**
		Date of Report:	**23/2/2021**
6.	Inspections and/or investigations undertaken	Yes by our authorized Survey Engineer Arup & Anirban bearing knowledge of that area on 17/12/2020. Property was shown and identified by owner's representative Mr. Vivek Anand Jha (9674383083)	
7.	Nature and sources of the information used or relied upon	Please refer to Page No. 04 of the Report.	
8.	Procedures adopted in carrying out the valuation and valuation standards followed	Land value is calculated on the basis of 'Market Comparable Sales Approach' and building construction value is calculated on the basis of 'Depreciated Replacement cost Approach'.	
9.	Restrictions on use of the report, if any	Value varies with the Purpose/ Date/ Market & Asset Condition & Situation prevailing in the market. We	

		recommend not to refer the indicative & estimated prospective Value of the asset given in this report if any of these points are different from the one mentioned aforesaid in the Report. This report has been prepared for the purposes stated in the report and should not be relied upon for any other purpose. Our client is the only authorized user of this report and is restricted for the purpose indicated in the engagement letter. I/we do not take any responsibility for the unauthorized use of this report. During the course of the assignment we have relied upon various information, data, documents provided by Bank/ client in good faith. If at any point of time in future it comes to knowledge that the information given to us is untrue, fabricated, misrepresented then the use of this report at very moment will become null & void. This report only contains general assessment & opinion on the indicative, estimated Market Value of the property for which Bank has asked to conduct the Valuation and found as per the information given in the copy of documents, information, data provided to us and/ or confirmed by the owner/ owner representative to us at site which has been relied upon in good faith. It doesn't contain any other recommendations of any sort including but not limited to express of any opinion on the suitability or otherwise of entering into any transaction with the borrower.
10.	Major factors that were taken into account during the valuation	Please refer to Page No. 4-8 of the Report.
11.	Major factors that were not taken into account during the valuation	NA
12.	Caveats, limitations and disclaimers to the extent they explain or elucidate the limitations faced by valuer, which shall not be for the purpose of limiting his responsibility for the valuation report.	Please see attached Annexure.

Date: 23/3/2021

Place: Noida

Signature

(Authorized Person of R.K Associates Valuers & Techno Engg. Consultants (P) Ltd.)

ANNEXURE: VII- MODEL CODE OF CONDUCT FOR VALUERS

Integrity and Fairness

1. A valuer shall, in the conduct of his/its business, follow high standards of integrity and fairness in all his/its dealings with his/its clients and other valuers.
2. A valuer shall maintain integrity by being honest, straightforward, and forthright in all professional relationships.
3. A valuer shall endeavour to ensure that he/it provides true and adequate information and shall not misrepresent any facts or situations.
4. A valuer shall refrain from being involved in any action that would bring disrepute to the profession.
5. A valuer shall keep public interest foremost while delivering his services.

Professional Competence and Due Care

6. A valuer shall render at all times high standards of service, exercise due diligence, ensure proper care and exercise independent professional judgment.
7. A valuer shall carry out professional services in accordance with the relevant technical and professional standards that may be specified from time to time.
8. A valuer shall continuously maintain professional knowledge and skill to provide competent professional service based on up-to-date developments in practice, prevailing regulations/guidelines and techniques.
9. In the preparation of a valuation report, the valuer shall not disclaim liability for his/its expertise or deny his/its duty of care, except to the extent that the assumptions are based on statements of fact provided by the company or its auditors or consultants or information available in public domain and not generated by the valuer.
10. A valuer shall not carry out any instruction of the client insofar as they are incompatible with the requirements of integrity, objectivity and independence.
11. A valuer shall clearly state to his client the services that he would be competent to provide and the services for which he would be relying on other valuers or professionals or for which the client can have a separate arrangement with other valuers.

Independence and Disclosure of Interest

12. A valuer shall act with objectivity in his/its professional dealings by ensuring that his/its decisions are made without the presence of any bias, conflict of interest, coercion, or undue influence of any party, whether directly connected to the valuation assignment or not.
13. A valuer shall not take up an assignment if he/it or any of his/its relatives or associates is not independent in terms of association to the company.
14. A valuer shall maintain complete independence in his/its professional relationships and shall conduct the valuation independent of external influences.
15. A valuer shall wherever necessary disclose to the clients, possible sources of conflicts of duties and interests, while providing unbiased services.

16. A valuer shall not deal in securities of any subject company after any time when he/it first becomes aware of the possibility of his/its association with the valuation, and in accordance with the Securities and Exchange Board of India (Prohibition of Insider Trading) Regulations, 2015 or till the time the valuation report becomes public, whichever is earlier.
17. A valuer shall not indulge in "mandate snatching or offering "convenience valuations" in order to cater to a company or client's needs.
18. As an independent valuer, the valuer shall not charge success fee.
19. In any fairness opinion or independent expert opinion submitted by a valuer, if there has been a prior engagement in an unconnected transaction, the valuer shall declare the association with the company during the last five years.

Confidentiality

20. A valuer shall not use or divulge to other clients or any other party any confidential information about the subject company, which has come to his/its knowledge without proper and specific authority or unless there is a legal or professional right or duty to disclose.

Information Management

21. A valuer shall ensure that he/ it maintains written contemporaneous records for any decision taken, the reasons for taking the decision, and the information and evidence in support of such decision. This shall be maintained so as to sufficiently enable a reasonable person to take a view on the appropriateness of his/its decisions and actions.
22. A valuer shall appear, co-operate and be available for inspections and investigations carried out by the authority, any person authorised by the authority, the registered valuers organization with which he/it is registered or any other statutory regulatory body.
23. A valuer shall provide all information and records as may be required by the authority, the Tribunal, Appellate Tribunal, the registered valuers organization with which he/it is registered, or any other statutory regulatory body.
24. A valuer while respecting the confidentiality of information acquired during the course of performing professional services, shall maintain proper working papers for a period of three years or such longer period as required in its contract for a specific valuation, for production before a regulatory authority or for a peer review. In the event of a pending case before the Tribunal or Appellate Tribunal, the record shall be maintained till the disposal of the case.

Gifts and hospitality.

25. A valuer or his/its relative shall not accept gifts or hospitality which undermines or affects his independence as a valuer.

    Explanation: For the purposes of this code the term 'relative' shall have the same meaning as defined in clause (77) of Section 2 of the Companies Act, 2013 (18 of 2013).

26. A valuer shall not offer gifts or hospitality or a financial or any other advantage to a public servant or any other person with a view to obtain or retain work for himself/ itself, or to obtain or retain an advantage in the conduct of profession for himself/ itself.

Remuneration and Costs.

27. A valuer shall provide services for remuneration which is charged in a transparent manner, is a reasonable reflection of the work necessarily and properly undertaken, and is not inconsistent with the applicable rules.
28. A valuer shall not accept any fees or charges other than those which are disclosed in a written contract with the person to whom he would be rendering service.

Occupation, employability and restrictions.

29. A valuer shall refrain from accepting too many assignments, if he/it is unlikely to be able to devote adequate time to each of his/ its assignments.
30. A valuer shall not conduct business which in the opinion of the authority or the registered valuer organisation discredits the profession.

Miscellaneous

31. A valuer shall refrain from undertaking to review the work of another valuer of the same client except under written orders from the bank or housing finance institutions and with knowledge of the concerned valuer.
32. A valuer shall follow this code as amended or revised from time to time

Signature of the Valuer: _____

Name of the Valuer: R.K Associates Valuers & Techno Engg. Consultants (P) Ltd.

Address of the Valuer: D-39, Sector-2, Noida-201301

Date: 23/3/2021

Place: Noida

ENCLOSURE: VI – VALUER'S REMARKS

1.	This Valuation report is prepared based on the copies of the documents/ information which interested organization or customer could provide to us out of the standard checklist of documents sought from them and further based on our assumptions and limiting conditions. All such information provided to us has been relied upon in good faith and we have assumed that it is true and correct. Verification or cross checking of the documents provided to us from the originals has not been done at our end.
2.	Legal aspects for eg. investigation of title, ownership rights, lien, charge, mortgage, lease, verification of documents, etc. have to be taken care by legal expert/ Advocate and same are not done at our end. It is assumed that the concerned Lender/ Financial Institution has asked for the valuation of that property for which the legal verification has been already taken and cleared by the competent Advocate before requesting for the Valuation report.
3.	Analysis and conclusions adopted in the report are limited to the reported assumptions, conditions and information came to our knowledge during the course of the work.
4.	Value varies with the Purpose/ Date/ Condition prevailing in the market. We recommend not to refer the indicative & estimated prospective Value of the asset given in this report if any of these points are different from the one mentioned aforesaid in the Report. We also recommend that the indicative estimated Value in the Valuation Report holds good only upto the period of 3 months from the date of Valuation.
5.	This report is having limited scope as per its fields & format to provide only the general basic idea of the value of the property prevailing in the market based on the documents/ data/ information provided by the client. The suggested indicative prospective estimated value should be considered only if transaction is happened as free market transaction.
6.	This Valuation report is prepared based on the facts of the property on the date of the survey. It is a well-known fact that the market value of any asset varies with time & socio-economic conditions prevailing in the country. In future property Market may go down, property conditions may change or may go worse, Property reputation may differ, Property vicinity conditions may go down or become worse, Property market may change due to impact of Govt. policies or effect of World economy, Usability prospects of the property may change, etc. Hence before financing, Banker/ FI should take into consideration all such future risk and should loan conservatively to keep the advanced money safe in case of the downward trend of the property value.
7.	Valuation of the same asset/ property can fetch different values in different situations. For eg. Valuation of a running/ operational shop/ hotel/ factory will fetch better value and in case of closed shop/ hotel/ factory it will have considerable lower value. Similarly an asset sold directly by an owner in the market will fetch better value and if the same asset/ property is sold by any financer due to encumbrance on it will fetch lower value. Hence before financing, Banker/ FI should take into consideration all such future risks and should loan conservatively to keep the advanced money safe in case of any such situation.
8.	Getting cizra map or coordination with revenue officers for site identification is not done at our end.
9.	Valuation is done for the property identified to us by the owner/ owner representative. At our end we have just cross verified the identification of the property with reference to the documents produced for perusal. Method by which identification of the property is carried out is also mentioned in the report clearly. Responsibility of identifying the correct property to the Valuer/ its authorized surveyor is solely of the client/ owner for which Valuation has to be carried out. It is requested from the Bank to cross check from their own records/ information if this is the same property for which Valuation has to be carried out to ensure that owner has not misled the Valuer company or misrepresented the property due to any vested interest.
10.	In India more than 70% of the geographical area is lying under rural/ remote/ non municipal/ unplanned area where the subject property is surrounded by vacant lands having no physical demarcation or having any display of property survey or municipal number / name plate on the property clearly. Even in old locations of towns, small cities & districts where property number is either not assigned or not displayed on the properties clearly and also due to the presence of multiple/ parallel departments due to which ownership/ rights/ illegal possession/ encroachment issues are rampant across India and due to these limitations at many occasions it becomes tough to identify the property with 100% surety from the available documents, information & site whereabouts and thus chances of error, misrepresentation by the borrower and margin of chances of error always persists in such cases. To avoid any such chances of error it is advised to the Bank to engage municipal/ revenue department officials to get the confirmation of the property to ensure that the property shown to Valuer/ Banker is the same as for which documents are provided.
11.	If this Valuation Report is prepared for the Flat/ dwelling unit situated in a Group Housing Society or Integrated Township then approvals, maps of the complete group housing society/ township is out of scope of this report and this report will be made for the specific unit based on the assumption that complete Group Housing Society/ Integrated Township must be approved in all respect.

12.	Due to fragmented & frequent change in building/ urban planning laws/ guidelines from time to time, different laws/ guidelines between regions/ states and no strict enforceability of Building Bye-Laws in India specially in non-metro and scale b & c cities & Industrial areas, property owners many times extend or make changes in the covered area/ layout from the approved/ applicable limits. There are also situations where properties are decades old when there was no formal Building Bye-Laws applicable when the construction must have been done. Due to such discrete/ unplanned development in many regions sometimes it becomes tough to determine the exact lawful situation on ground for the Valuer. In case nothing specific is noted on the covered built-up area considered in the Valuation Report, the covered area present on the site as per site survey will be considered in the Valuation.
13.	Valuation is a subjective field and opinion may differ from consultant to consultant. To check the right opinion, it is important to evaluate the methodology adopted and various data point/ information/ factors/ assumption considered by the consultant which became the basis for the Valuation report before reaching to any conclusion.
14.	Value analysis of any asset cannot be regarded as an exact science and the conclusions arrived at in many cases will, of necessity, be subjective and dependent on the exercise of individual judgment. Given the same set of facts and using the same assumptions, expert opinions may differ due to the number of separate judgment decisions, which have to be made. Therefore, there can be no standard formula to establish an indisputable exchange ratio. In the event of a transaction, the actual transaction value achieved may be higher or lower than our indicative analysis of value depending upon the circumstances of the transaction. The knowledge, negotiability and motivations of the buyers and sellers and the applicability of a discount or premium for control will also affect actual price achieved. Accordingly, our indicative analysis of value will not necessarily be the price at which any agreement proceeds. The final transaction price is something on which the parties themselves have to agree. However our Valuation analysis can definitely help the stakeholders to make them informed and wise decision about the Value of the asset and can help in facilitating the arm's length transaction.
15.	This report is prepared on the RKA V-L1 (Basic) Valuation format as per the client requirement and scope of work. This report is having limited scope as per its fields & format to provide only the general estimated & indicative basic idea of the value of the property prevailing in the market based on the information provided by the client. No detailed analysis, audit or verification has been carried out of the subject property.
16.	This is just an opinion report and doesn't hold any binding on anyone. It is requested from the concerned Client/ Bank/ Financial Institution which is using this report for mortgaging the property that they should consider all the different associated relevant & related factors & risks before taking any business decision based on the content of this report.
17.	All Pages of the report including annexures are signed and stamped from our office. In case any paper in the report is without stamp & signature then this should not be considered a valid paper issued from this office.
18.	Defect Liability Period is **30 DAYS**. We request the concerned authorized reader of this report to check the contents, data and calculations in the report within this period and intimate us in writing if any corrections are required or in case of any other concern with the contents or opinion mentioned in the report. Corrections only related to typographical, calculation, spelling mistakes will be entertained within the defect liability period. No request for any illegitimate value revision, date change or any other change will be entertained other than the one mentioned above.
19.	R.K Associates encourages its customers to give feedback or inform concerns over its services through proper channel at **valuers@rkassociates.org** in writing within 30 days of report delivery. After this period no concern/ complaint/ proceedings in connection with the Valuation Services can be entertained due to possible change in situation and condition of the property.
20.	Our Data retention policy is of **ONE YEAR**. After this period we remove all the concerned records related to the assignment from our repository. No clarification or query can be answered after this period due to unavailability of the data.
21.	This Valuation report is governed by our (1) Internal Policies, Processes & Standard Operating Procedures, (2) R.K Associates Quality Policy, (3) Valuation & Survey Best Practices Guidelines formulated by management of R.K Associates, (4) Information input given to us by the customer and (4) Information/ Data/ Facts given to us by our field/ office technical team. Management of R.K Associates never gives acceptance to any unethical or unprofessional practice which may affect fair, correct & impartial assessment and which is against any prevailing law. In case of any indication of any negligence, default, incorrect, misleading, misrepresentation or distortion of facts in the report then it is the responsibility of the user of this report to immediately or atleast within the defect liability period bring all such act into notice of R.K Associates management so that corrective measures can be taken instantly.
22.	R.K Associates never releases any report doing alterations or modifications by pen. In case any information/ figure of this report is found altered with pen then this report will automatically become null & void.

CIVIL/STRUCTURES VALUATION										
S.No.	Block Name	Total Slabs/ Floors	Floor wise Height (ft.)	Year of construction	Type of construction	Structure condition	Area (in sq. mtr.)	Area (sq. fts.)	Rate Adopted	Depriciated Replacement Cost
FACTORY BUILDINGS										
1	ADMIN OFFICE BUILDING	1	9.84	2002	RCC column beams stone masonry wails in cement, bricks, steel etc.	Average	250.90	2700.66	₹ 650.00	₹ 17,55,430.63
2	ROTO MOULDING-1	1	19.68	1991	GI shed roof mounted on iron pillars, trusses frame structure resting on brick wall	Average	1092.75	11762.25	₹ 275.00	₹ 32,34,619.22
3	ROTO MOULDING-2	1	19.68	1992	GI shed roof mounted on iron pillars, trusses frame structure resting on brick wall	Average	171.00	1840.63	₹ 275.00	₹ 5,06,172.40
4	ROTO MOULDING-3	1	19.68	2002	GI shed roof mounted on iron pillars, trusses frame structure resting on brick wall	Average	460.00	4951.39	₹ 375.00	₹ 18,56,772.75
5	BLOW MOULDING-4	1	19.68	2005	GI shed roof mounted on iron pillars, trusses frame structure	Average	442.50	4763.03	₹ 400.00	₹ 19,05,210.30
6	ROTO MOULDING-5	1	14.76	2015	GI shed roof mounted on iron pillars, trusses frame structure	Average	500.00	5381.95	₹ 650.00	₹ 34,98,267.50
7	ROTO MOULDING-7ex	1	19.68	2017	GI shed roof mounted on iron pillars, trusses frame structure	Average	300.00	3229.17	₹ 650.00	₹ 20,98,960.50
8	PRODUCTION OFFICE	1	9.84	2016	GI shed roof mounted on iron pillars, trusses frame structure	Average	47.50	511.29	₹ 600.00	₹ 3,06,771.15
9	PRE MIXING AREA	1	13.12	2016	GI shed roof mounted on iron pillars, trusses frame structure	Average	100.00	1076.39	₹ 625.00	₹ 6,72,743.75
10	PRE MOULDING	1	14.76	1993	GI shed roof mounted on iron pillars, trusses frame structure	Average	273.75	2946.62	₹ 250.00	₹ 7,36,654.41
11	POWDERMILL SECTION	1	14.76	2013	GI shed roof mounted on iron pillars, trusses frame structure	Average	273.75	2946.62	₹ 600.00	₹ 17,67,970.58
12	BMC DEPARTMENT	1	19.68	2013	GI shed roof mounted on iron pillars, trusses frame structure	Average	292.50	3148.44	₹ 625.00	₹ 19,67,775.47
13	BMC GRINDING M/C	1	16.4	2013	GI shed roof mounted on iron pillars, trusses frame structure	Average	30.00	322.92	₹ 600.00	₹ 1,93,750.20
14	WORKER REST ROOM	1	9.84	2002	GI shed roof mounted on iron pillars, trusses frame structure	Average	42.00	452.08	₹ 300.00	₹ 1,35,625.14
15	COMPRESSOR ROOM	1	9.84	2013	GI shed roof mounted on iron pillars, trusses frame structure	Average	21.00	226.04	₹ 550.00	₹ 1,24,323.05
16	RM YARD	1	16.4	2001	GI shed roof mounted on iron pillars, trusses frame structure	Average	300.00	3229.17	₹ 350.00	₹ 11,30,209.50
17	IWS/LID FITTING AREA	1	16.4	2001	GI shed roof mounted on iron pillars, trusses frame structure	Average	442.50	4763.03	₹ 375.00	₹ 17,86,134.66
18	PS STORAGE AREA	1	16.4	1993	GI shed roof mounted on iron pillars, trusses frame structure	Average	330.00	3552.09	₹ 250.00	₹ 8,88,021.75
19	STORE	1	9.84	1991	RB wall structure	Average	74.00	796.53	₹ 475.00	₹ 3,78,351.09

20	SECURITY REST ROOM	1	9.84	2002	RB wall structure	Average	10.00	107.64	₹ 600.00	₹ 64,583.40
21	CYCLE STAND-1	1	8.2	2002	GI shed roof mounted on iron pillars, trusses frame structure	Average	42.00	452.08	₹ 300.00	₹ 1,35,625.14
22	TRANSFORMER,DG SET & ELECT. PANEL	1	13.12	1991	RCC column beams stone masonry wails in cement, bricks, steel etc.	Average	255.00	2744.79	₹ 500.00	₹ 13,72,397.25
23	SECURITY OFFICE	1	8.2	1991	RCC column beams stone masonry wails in cement, bricks, steel etc.	Average	48.00	516.67	₹ 475.00	₹ 2,45,416.92
24	CYCLE STAND-2	1	8.2	1991	GI shed roof mounted on iron pillars, trusses frame structure	Average	24.00	258.33	₹ 200.00	₹ 51,666.72
				TOTAL			5823.15	62679.80		₹ 2,68,13,453.46
25	Boundary Wall	1	8	-	RB wall structure	Average	574.76 running mtr		₹ 2,500.00	₹ 14,36,900.00
26	Pavement	1			Bitumen	Average	285 running mtr		₹ 10,000.00	₹ 28,50,000.00
27	Drainage	1			RB wall structure	Average	276.85 running mtr		₹ 2,500.00	₹ 6,92,125.00
					GRAND TOTAL					₹ **3,17,92,478.46**

Remarks:-

1. The covered area details of the subject project has been taken on the basis of information/ data provided to us by the company

2. The condition of the structure is average and maintained by the company

3. The valuation of the building/ civil structures has been done on the basis of 'Depreciated Replacement Cost Approach'

ENCLOSURE-C: VALUATION OF PLANT & MACHINERY PERTAINING TO M/S. SINTEX BAPL LIMITED, PLOT NO. 40P & 41, ULUBERIA INDUSTRIAL GROWTH CENTER, P.O BIRSHIBPUR, PS. ULUBERIA, HOWRAH-711315																	
Sr. No.	Description of Assets		Date of Capitalization	Date of Valuation	Life Consumed (Years)	Estimated Economic life of the Assets (Years)	Salvage Value	Depreciation Factor	Cost of Capitalization	End Book Value	% Inflation	Estimated Reproduction Cost of the Asset *(as per WPI Index)*	Depreciation	Depreciated Value	Current Depreciated Market Value
1	MONORAIL FOR R&R MACHINE	Roto	01-02-2001	23-Mar-21	20.15	20	5%	0.048	₹ 3,12,353.75	₹ 39,145.46	0.00%	₹ 3,12,353.75	₹ 2,98,971.75	₹ 13,382.00	₹ 15,617.69
2	MTPL 630 KVA DISTRIBUTION TRANSFORMER	Utility	01-04-2009	23-Mar-21	11.98	15	5%	0.063	₹ 4,33,393.00	₹ 2,12,387.72	0.00%	₹ 4,33,393.00	₹ 3,28,927.48	₹ 1,04,465.52	₹ 88,795.70
3	R&R MACHINE2.4*6MTR WITH COLING STATION	Roto	01-04-2010	23-Mar-21	10.98	20	5%	0.048	₹ 25,42,862.43	₹ 13,61,807.34	0.00%	₹ 25,42,862.43	₹ 13,26,660.10	₹ 12,16,202.33	₹ 10,33,771.98
4	AIR VENTILATION FAN WITH FRP HOOD	Roto	01-04-2015	23-Mar-21	5.98	10	5%	0.095	₹ 80,640.00	₹ 66,594.92	21.00%	₹ 97,574.40	₹ 55,439.64	₹ 42,134.76	₹ 35,814.55
5	GODREJ HAND PALLET TRUCK GPT 2500	Roto	01-04-2016	23-Mar-21	4.98	8	5%	0.119	₹ 46,572.00	₹ 39,935.41	21.00%	₹ 56,352.12	₹ 33,312.40	₹ 23,039.72	₹ 19,583.76
6	HOPPER LOADER	Roto	01-05-2014	23-Mar-21	6.90	10	5%	0.095	₹ 4,64,814.00	₹ 3,70,347.89	21.00%	₹ 5,62,424.94	₹ 3,68,596.36	₹ 1,93,828.58	₹ 1,64,754.30
7	LPG OPERATED HEATING SYSTEM ON 90MM SCREW DI	Roto	01-07-2006	23-Mar-21	14.74	15	5%	0.063	₹ 2,60,308.00	₹ 95,377.08	0.00%	₹ 2,60,308.00	₹ 2,42,956.51	₹ 17,351.49	₹ 14,748.77
8	ELECTRONIC WEIGHING MACHINE	Roto	02-03-2008	23-Mar-21	13.07	7	5%	0.136	₹ 17,930.00	₹ 7,907.81	0.00%	₹ 17,930.00	₹ 31,793.64	₹ -	₹ 896.50
9	ROTO MACHINE RSX: 43, BIAXEL	Roto	02-08-2013	23-Mar-21	7.64	20	5%	0.048	₹ 1,36,43,080.00	₹ 93,94,428.50	38.73%	₹ 1,89,27,044.88	₹ 68,72,072.94	₹ 1,20,54,971.94	₹ 1,02,46,726.15
10	DIE FACE CUTTER FOR EXTR WITH 225MM SCRN CHANGER	Roto	02-08-2015	23-Mar-21	5.64	15	5%	0.063	₹ 9,31,260.00	₹ 7,78,897.25	21.00%	₹ 11,26,824.60	₹ 4,02,775.48	₹ 7,24,049.12	₹ 6,15,441.75
11	ROCKING UNIT	Roto	03-06-2003	23-Mar-21	17.82	20	5%	0.048	₹ 81,250.00	₹ 18,766.69	0.00%	₹ 81,250.00	₹ 68,760.32	₹ 12,489.68	₹ 10,616.23
12	HIGH SPEED MIXER MACHINE QTY.2 NO	Roto	03-06-2016	23-Mar-21	4.81	15	5%	0.063	₹ 5,11,785.00	₹ 4,41,573.94	21.00%	₹ 6,19,259.85	₹ 1,88,469.90	₹ 4,30,789.95	₹ 3,66,171.46
13	LPG VAPOURIZER 200KG./HR. cap.	Roto	03-08-2009	23-Mar-21	11.64	15	5%	0.063	₹ 1,78,000.00	₹ 89,941.75	0.00%	₹ 1,78,000.00	₹ 1,31,264.84	₹ 46,735.16	₹ 39,724.89
14	PATSON TRANSFORMER COMP.WITH ALL FITTING.	Utility	03-12-2005	23-Mar-21	15.31	15	5%	0.063	₹ 3,92,435.00	₹ 1,33,694.01	0.00%	₹ 3,92,435.00	₹ 3,80,575.94	₹ 11,859.06	₹ 19,621.75
15	INDEF MAKE CHAIN HOIST MODEL BABY WITH ELE.2TON	Roto	04-02-2007	23-Mar-21	14.14	10	5%	0.095	₹ 1,60,910.00	₹ 63,199.28	0.00%	₹ 1,60,910.00	₹ 2,16,146.21	₹ -	₹ 8,045.50
16	rock & roll machine with cooing station 2.0*3.8m	Roto	04-06-2002	23-Mar-21	18.81	20	5%	0.048	₹ 4,90,000.00	₹ 91,702.79	0.00%	₹ 4,90,000.00	₹ 4,37,888.84	₹ 52,111.16	₹ 44,294.49
17	IMPEXT TESTING mach WITH DIGITAL JOULE SCALE	Roto	04-10-2014	23-Mar-21	6.47	10	5%	0.095	₹ 93,863.00	₹ 76,035.96	21.00%	₹ 1,13,574.23	₹ 69,821.70	₹ 43,752.53	₹ 37,189.65
18	APC SRC 3000 XLI -CC	Roto	05-02-2015	23-Mar-21	6.13	10	5%	0.095	₹ 1,00,980.00	₹ 82,879.84	21.00%	₹ 1,22,185.80	₹ 71,172.39	₹ 51,013.41	₹ 43,361.40
19	ROTOMOULDING MACHINE	Roto	05-03-1997	23-Mar-21	24.07	20	5%	0.048	₹ 2,75,000.00	₹ 13,750.00	0.00%	₹ 2,75,000.00	₹ 3,14,358.90	₹ -	₹ 13,750.00
20	PURIFICATION EQUIPMENT SINTEX PACKAGE DOM WASTE	Roto	05-03-2016	23-Mar-21	5.05	10	5%	0.095	₹ 96,801.50	₹ 82,751.49	21.00%	₹ 1,17,129.82	₹ 56,215.89	₹ 60,913.92	₹ 51,776.83
21	EPSAC EG30-0855011680 FEB NO BPJS040015	Roto	05-03-2016	23-Mar-21	5.05	10	5%	0.095	₹ 4,68,525.00	₹ 4,00,522.02	21.00%	₹ 5,66,915.25	₹ 2,72,088.26	₹ 2,94,826.99	₹ 2,50,602.94
22	ROCK & ROLD MACHINE	Roto	05-08-2000	23-Mar-21	20.64	20	5%	0.048	₹ 3,51,467.00	₹ 39,669.92	0.00%	₹ 3,51,467.00	₹ 3,44,642.28	₹ 6,824.72	₹ 17,573.35
23	VANAZ REGULATOR FOR ACESSORIES	Roto	05-09-2016	23-Mar-21	4.55	5	5%	0.190	₹ 13,000.00	₹ 11,320.59	21.00%	₹ 15,730.00	₹ 13,592.44	₹ 2,137.56	₹ 1,816.92
24	COMPRESSOR	Roto	06-03-2002	23-Mar-21	19.06	10	5%	0.095	₹ 2,67,800.00	₹ 44,105.93	0.00%	₹ 2,67,800.00	₹ 4,84,912.43	₹ -	₹ 13,390.00
25	R/R.MACHINE with COOLING STATION	Roto	06-09-2000	23-Mar-21	20.56	20	5%	0.048	₹ 1,09,315.00	₹ 12,589.79	0.00%	₹ 1,09,315.00	₹ 1,06,737.11	₹ 2,577.89	₹ 5,465.75
26	ROCK & ROLD MACHINE	Roto	06-09-2000	23-Mar-21	20.56	20	5%	0.048	₹ 8,47,500.00	₹ 97,606.43	0.00%	₹ 8,47,500.00	₹ 8,27,514.09	₹ 19,985.91	₹ 42,375.00
27	MOTOR 104265670 TOTAL QTY.31	Roto	07-01-2015	23-Mar-21	6.21	10	5%	0.095	₹ 4,94,539.47	₹ 4,04,576.42	21.00%	₹ 5,98,392.76	₹ 3,53,076.32	₹ 2,45,316.44	₹ 2,08,518.97
28	POWER PRESS & SHEARING MACHINNE	Roto	07-03-2006	23-Mar-21	15.05	20	5%	0.048	₹ 3,72,205.50	₹ 1,30,949.00	0.00%	₹ 3,72,205.50	₹ 2,66,165.17	₹ 1,06,040.33	₹ 90,134.28
29	BIAXEEL MACHINE	Roto	07-05-2006	23-Mar-21	14.89	20	5%	0.048	₹ 20,95,290.00	₹ 7,52,602.01	0.00%	₹ 20,95,290.00	₹ 14,81,714.46	₹ 6,13,575.54	₹ 5,21,539.21
30	ELECTRICAL TRAVELING TROLLEY 1TON	Roto	07-05-2006	23-Mar-21	14.89	10	5%	0.095	₹ 57,666.00	₹ 20,712.96	0.00%	₹ 57,666.00	₹ 81,558.68	₹ -	₹ 2,883.30
31	ELECTRONIC WEIGHING MACGINE 60KG	Roto	07-06-2008	23-Mar-21	12.80	7	5%	0.136	₹ 17,726.00	₹ 8,021.91	0.00%	₹ 17,726.00	₹ 30,792.59	₹ -	₹ 886.30
32	BLOW MOULDING MACHINE	BMC	08-01-2010	23-Mar-21	11.21	20	5%	0.048	₹ 3,06,000.00	₹ 1,60,495.93	0.00%	₹ 3,06,000.00	₹ 1,62,951.29	₹ 1,43,048.71	₹ 1,21,591.41
33	BURNER RIELLO GAS 3 WITH MULTIBOLCK & INSTALLATION	Roto	10-03-2017	23-Mar-21	4.04	10	5%	0.095	₹ 1,31,000.00	₹ 1,16,140.25	21.00%	₹ 1,58,510.00	₹ 60,811.38	₹ 97,698.62	₹ 83,043.82
34	ROCK & ROLL mach WITH COOLING STATION, SIZE - 4.	Roto	10-06-2008	23-Mar-21	12.79	20	5%	0.048	₹ 22,29,066.74	₹ 10,08,961.88	0.00%	₹ 22,29,066.74	₹ 13,54,402.33	₹ 8,74,664.41	₹ 7,43,464.75
35	HEATERLESS VAPORIZER 200KG	Roto	10-08-2016	23-Mar-21	4.62	15	5%	0.063	₹ 8,26,923.00	₹ 7,17,914.65	21.00%	₹ 10,00,576.83	₹ 2,92,716.70	₹ 7,07,860.13	₹ 6,01,681.11
36	NEW COMPUTER FOR KOLKATA OFFICE	Roto	11-07-2011	23-Mar-21	9.71	3	5%	0.317	₹ 18,720.00	₹ 11,098.43	0.00%	₹ 18,720.00	₹ 57,542.20	₹ -	₹ 936.00
37	20 LTR BLOW MOULDING MACHINE WITH 30 POINT	BMC	11-08-2009	23-Mar-21	11.62	20	5%	0.048	₹ 23,40,000.00	₹ 11,82,905.61	45.00%	₹ 33,93,000.00	₹ 18,73,075.44	₹ 15,19,924.56	₹ 12,91,935.88
38	PACKAGED WATER CHILLER.PLANT	Roto	11-10-2007	23-Mar-21	13.46	15	5%	0.063	₹ 1,40,000.00	₹ 59,167.08	0.00%	₹ 1,40,000.00	₹ 1,19,323.47	₹ 20,676.53	₹ 17,575.05
39	FIRE FITTING INSTRUMENT	Roto	11-11-2016	23-Mar-21	4.36	20	5%	0.048	₹ 1,06,400.00	₹ 93,224.18	21.00%	₹ 1,28,744.00	₹ 26,689.69	₹ 1,02,054.31	₹ 86,746.16
40	OIL COOLER CAPACITY 60HP	Roto	12-01-2017	23-Mar-21	4.19	10	5%	0.095	₹ 40,800.00	₹ 35,963.95	21.00%	₹ 49,368.00	₹ 19,672.13	₹ 29,695.87	₹ 25,241.49
41	PULVERISOR MILL30& 20h.p.motor with acces.	Roto	12-02-2003	23-Mar-21	18.12	20	5%	0.048	₹ 12,25,000.00	₹ 2,63,665.29	0.00%	₹ 12,25,000.00	₹ 10,54,389.38	₹ 1,70,610.62	₹ 1,45,019.02
42	PULVERISING Mach[18"]50h.p.motor with acces.	Roto	12-02-2003	23-Mar-21	18.12	20	5%	0.048	₹ 14,40,800.00	₹ 3,16,980.86	0.00%	₹ 14,40,800.00	₹ 12,40,134.06	₹ 2,00,665.94	₹ 1,70,566.05
43	EXTRUDER MACHINE	Roto	12-05-2009	23-Mar-21	11.87	20	5%	0.048	₹ 31,27,586.40	₹ 15,45,343.12	0.00%	₹ 31,27,586.40	₹ 17,63,594.56	₹ 13,63,991.84	₹ 11,59,393.07
44	ROCKING UNIT FOR R&R MACHINE	Roto	12-05-2009	23-Mar-21	11.87	20	5%	0.048	₹ 13,46,801.96	₹ 6,65,456.04	0.00%	₹ 13,46,801.96	₹ 7,59,439.49	₹ 5,87,362.47	₹ 4,99,258.10
45	ELECTRONIC WEIGHING M/C.CAP.75 KGS.	Roto	12-06-2005	23-Mar-21	15.79	7	5%	0.136	₹ 11,430.00	₹ 3,312.64	0.00%	₹ 11,430.00	₹ 24,492.19	₹ -	₹ 571.50
46	DPG 600 MODEL SCRAP GRINDER WITH 30 H.P. ELE	Roto	12-07-2008	23-Mar-21	12.70	15	5%	0.063	₹ 2,99,250.00	₹ 1,36,580.24	0.00%	₹ 2,99,250.00	₹ 2,40,774.64	₹ 58,475.36	₹ 49,704.06
47	PLASTICS SCRAPE GRINDING mach	Roto	12-08-2012	23-Mar-21	8.62	15	5%	0.063	₹ 4,17,082.00	₹ 2,68,077.88	38.73%	₹ 5,78,617.86	₹ 3,15,756.26	₹ 2,62,861.60	₹ 2,23,432.36
48	SCRAPE GRINDER mach WITH 15 H.P MOTOR 150KG/HR CAP	Roto	12-08-2013	23-Mar-21	7.62	15	5%	0.063	₹ 1,79,265.00	₹ 1,23,479.60	38.73%	₹ 2,48,694.33	₹ 1,19,963.79	₹ 1,28,730.55	₹ 1,09,420.96
49	PULVERSIER POWDER MILL FOR ACCESSORIES	Roto	12-08-2016	23-Mar-21	4.61	20	5%	0.048	₹ 14,26,413.00	₹ 12,38,406.90	21.00%	₹ 17,25,959.73	₹ 3,78,245.26	₹ 13,47,714.47	₹ 11,45,557.30
50	PULVERISER MILL 450-01 (18") 30 H.P. +50 H.P.	Roto	12-10-2009	23-Mar-21	11.45	20	5%	0.048	₹ 14,25,643.79	₹ 7,31,552.62	0.00%	₹ 14,25,643.79	₹ 7,75,511.16	₹ 6,50,132.63	₹ 5,52,612.73
51	TLW TANK PACKING MACHINE	Roto	14-05-2014	23-Mar-21	6.86	15	5%	0.063	₹ 2,36,862.80	₹ 1,88,758.69	21.00%	₹ 2,86,603.99	₹ 1,24,574.58	₹ 1,62,029.41	₹ 1,37,724.99

52	SCRAP GRINDER	Roto	14-06-1993	23-Mar-21	27.79	15	5%	0.063	₹ 85,800.00	₹ 4,290.00	0.00%	₹ 85,800.00	₹ 1,51,020.54	₹ -	₹ 4,290.00
53	ROTO MOULDING MACHINE	Roto	14-06-2001	23-Mar-21	19.79	20	5%	0.048	₹ 3,57,400.00	₹ 52,677.35	0.00%	₹ 3,57,400.00	₹ 3,35,902.15	₹ 21,497.85	₹ 18,273.18
54	PULVERISE POWDER MILL P/.P.300	Roto	15-01-2016	23-Mar-21	5.19	20	5%	0.048	₹ 28,27,675.00	₹ 24,02,873.27	21.00%	₹ 34,21,486.75	₹ 8,43,326.18	₹ 25,78,160.57	₹ 21,91,436.49
55	BIGBEN SCARP GRANULATOR LUMP, (1 NOS.) (7 BLADES)	Roto	15-02-2013	23-Mar-21	8.10	10	5%	0.095	₹ 2,31,336.00	₹ 1,54,074.24	38.73%	₹ 3,20,932.43	₹ 2,47,082.80	₹ 73,849.63	₹ 62,772.19
56	AC CHILLER SCROLL QTY.1	Roto	15-02-2016	23-Mar-21	5.10	15	5%	0.063	₹ 6,88,500.00	₹ 5,86,913.59	21.00%	₹ 8,33,085.00	₹ 2,69,303.29	₹ 5,63,781.71	₹ 4,79,214.46
57	CHILLER MACHINE QTY.1 PCS	Roto	15-05-2016	23-Mar-21	4.86	15	5%	0.063	₹ 4,24,575.00	₹ 3,65,239.39	21.00%	₹ 5,13,735.75	₹ 1,58,047.64	₹ 3,55,688.11	₹ 3,02,334.90
58	PLATFORM SCALE CAP 300KGS.	Roto	15-06-2001	23-Mar-21	19.78	7	5%	0.136	₹ 21,143.90	₹ 3,313.56	0.00%	₹ 21,143.90	₹ 56,769.51	₹ -	₹ 1,057.20
59	SINTERING STATION FOR R&R MACHINE	Roto	15-06-2015	23-Mar-21	5.78	15	5%	0.063	₹ 4,45,367.60	₹ 3,70,212.34	21.00%	₹ 5,38,894.80	₹ 1,97,112.46	₹ 3,41,782.34	₹ 2,90,514.99
60	HIGH SPEED MIXER	Roto	16-09-2007	23-Mar-21	13.53	15	5%	0.063	₹ 70,000.00	₹ 29,527.91	0.00%	₹ 70,000.00	₹ 59,965.39	₹ 10,034.61	₹ 8,529.42
61	DGP0450 SCRAP GRANDERFOR 2K BM MACHINE QTY.1	Roto	17-03-2016	23-Mar-21	5.02	15	5%	0.063	₹ 3,44,250.00	₹ 2,95,139.65	21.00%	₹ 4,16,542.50	₹ 1,32,411.06	₹ 2,84,131.44	₹ 2,41,511.72
62	THERMAL MASS FLOWMETER DIGITAL DISPLAY FLOW RATE	Roto	17-03-2016	23-Mar-21	5.02	10	5%	0.095	₹ 47,124.00	₹ 40,401.33	21.00%	₹ 57,020.04	₹ 27,188.40	₹ 29,831.64	₹ 25,356.89
63	ROTO MOULDING MACHINE - BIAXAL MACHINE 1 NO	Roto	17-05-2013	23-Mar-21	7.85	20	5%	0.048	₹ 1,24,65,025.00	₹ 84,82,597.03	0.00%	₹ 1,24,65,025.00	₹ 46,50,734.98	₹ 78,14,290.02	₹ 66,42,146.52
64	ELECTRONIC WEIGHING BALANCE WITH DENSITY KIT	Roto	17-06-2009	23-Mar-21	11.77	7	5%	0.136	₹ 55,286.50	₹ 27,697.38	0.00%	₹ 55,286.50	₹ 88,331.81	₹ -	₹ 2,764.33
65	LPG VAPOURIZER 100KGS	Roto	18-05-2004	23-Mar-21	16.86	15	5%	0.063	₹ 2,88,076.00	₹ 79,022.25	0.00%	₹ 2,88,076.00	₹ 3,07,562.57	₹ -	₹ 14,403.80
66	ELECTRONIC WEIGHING SCALE	Roto	18-05-2016	23-Mar-21	4.85	7	5%	0.136	₹ 33,340.00	₹ 28,760.57	21.00%	₹ 40,341.40	₹ 26,549.54	₹ 13,791.86	₹ 11,723.08
67	PULVERISOR MILL 18" 50 HP*30HP	Roto	18-11-2005	23-Mar-21	15.35	20	5%	0.048	₹ 15,50,807.90	₹ 5,27,476.95	0.00%	₹ 15,50,807.90	₹ 11,30,985.08	₹ 4,19,822.82	₹ 3,56,849.40
68	AIR VENTILATION FAN WITH FRP HOOD	Roto	20-05-2014	23-Mar-21	6.85	10	5%	0.095	₹ 76,800.00	₹ 61,387.88	21.00%	₹ 92,928.00	₹ 60,442.66	₹ 32,485.34	₹ 27,612.54
69	PLASTIC SCRAP GRANULATOR CAP.125-50 KGS.	Roto	20-09-2000	23-Mar-21	20.52	15	5%	0.063	₹ 1,73,459.00	₹ 20,182.60	0.00%	₹ 1,73,459.00	₹ 2,25,403.24	₹ -	₹ 8,672.95
70	PULVERISER MILL 450-01 18"	Roto	20-10-2008	23-Mar-21	12.43	20	5%	0.048	₹ 14,34,019.70	₹ 6,75,362.92	0.00%	₹ 14,34,019.70	₹ 8,46,690.41	₹ 5,87,329.29	₹ 4,99,229.89
71	MOULD BMB 1-01	Roto	20-12-2009	23-Mar-21	11.26	8	5%	0.119	₹ 1,12,128.75	₹ 58,752.73	0.00%	₹ 1,12,128.75	₹ 1,49,970.28	₹ -	₹ 5,606.44
72	VIBRO SIEVE FOR18 " POWDER MILL DIA-43	Roto	21-02-2015	23-Mar-21	6.09	15	5%	0.063	₹ 3,35,371.20	₹ 2,76,028.40	21.00%	₹ 4,05,799.15	₹ 1,56,456.88	₹ 2,49,342.27	₹ 2,11,940.93
73	ECTRUDER WITH PARTS & ACCESS.IN KDC	Roto	21-08-2003	23-Mar-21	17.60	20	5%	0.048	₹ 13,21,600.00	₹ 3,19,960.51	0.00%	₹ 13,21,600.00	₹ 11,04,857.60	₹ 2,16,742.40	₹ 1,84,231.04
74	LINK CHAIN ELECTRIC HOIST WITH TRAVELING TROLLY	Roto	21-12-2010	23-Mar-21	10.26	10	5%	0.095	₹ 2,13,207.50	₹ 1,21,457.22	0.00%	₹ 2,13,207.50	₹ 2,07,818.90	₹ 5,388.60	₹ 10,660.38
75	M.S. CHANNEL RING DIA 2400 MM	Roto	21-12-2010	23-Mar-21	10.26	8	5%	0.119	₹ 1,02,779.96	₹ 58,550.33	0.00%	₹ 1,02,779.96	₹ 1,25,227.88	₹ -	₹ 5,139.00
76	L.T.PANEL WITH INCOMMER MCCB	Roto	22-04-2016	23-Mar-21	4.92	10	5%	0.095	₹ 6,42,750.50	₹ 5,52,720.90	21.00%	₹ 7,77,728.11	₹ 3,63,550.60	₹ 4,14,177.50	₹ 3,52,050.88
77	COLLING STATION FOR R & R macine2.4MTR*6MTR	Roto	22-10-2003	23-Mar-21	17.43	20	5%	0.048	₹ 1,90,641.25	₹ 47,857.35	0.00%	₹ 1,90,641.25	₹ 1,57,837.90	₹ 32,803.35	₹ 27,882.85
78	CHILLING UNIT ARMEC	Roto	23-06-2003	23-Mar-21	17.76	15	5%	0.063	₹ 1,50,000.00	₹ 35,256.46	0.00%	₹ 1,50,000.00	₹ 1,68,735.62	₹ -	₹ 7,500.00
79	HOT DIE FACE CUTTER (DIE FACE CUTTER FOR EXTR	Roto	24-06-2015	23-Mar-21	5.75	20	5%	0.048	₹ 18,41,680.00	₹ 15,35,264.31	21.00%	₹ 22,28,432.80	₹ 6,08,713.21	₹ 16,19,719.59	₹ 13,76,761.65
80	VACCUME AUTO LOADER 600-NE	Roto	25-01-2004	23-Mar-21	17.17	10	5%	0.095	₹ 1,06,930.00	₹ 25,921.42	0.00%	₹ 1,06,930.00	₹ 1,74,417.48	₹ -	₹ 5,346.50
81	LPG STORAGE TANK. 19900LTR with pipe line	Roto	25-01-2004	23-Mar-21	17.17	15	5%	0.063	₹ 4,06,480.00	₹ 1,06,824.39	0.00%	₹ 4,06,480.00	₹ 4,42,016.37	₹ -	₹ 20,324.00
82	R & R MACHAIN	Roto	25-03-1998	23-Mar-21	23.01	20	5%	0.048	₹ 3,95,500.00	₹ 19,775.00	0.00%	₹ 3,95,500.00	₹ 4,32,289.63	₹ -	₹ 19,775.00
83	HYDRAULIC PRESS WITH POWER PACK UNIT & DIES	SMC	25-03-2010	23-Mar-21	11.00	15	5%	0.063	₹ 1,67,658.75	₹ 89,756.43	0.00%	₹ 1,67,658.75	₹ 1,16,831.35	₹ 50,827.40	₹ 43,203.29
84	INDEF WIRE ROPE HOIST, M.C. NO TW-1995 (1 NOS.)	Roto	25-03-2012	23-Mar-21	9.00	10	5%	0.095	₹ 2,06,500.00	₹ 1,29,464.67	38.73%	₹ 2,86,477.45	₹ 2,44,938.22	₹ 41,539.23	₹ 35,308.35
85	MATERIAL CODE PDCPMCH00320 INDEF MAKE HEAVY DUTY	Roto	25-03-2016	23-Mar-21	5.00	15	5%	0.063	₹ 2,54,000.00	₹ 2,17,785.94	21.00%	₹ 3,07,340.00	₹ 97,271.00	₹ 2,10,069.00	₹ 1,78,558.65
86	LINK CHAIN ELE.HOIST & GEAR BOX	Roto	25-10-2009	23-Mar-21	11.42	10	5%	0.095	₹ 1,15,732.45	₹ 59,776.13	0.00%	₹ 1,15,732.45	₹ 1,25,518.98	₹ -	₹ 5,786.62
87	PULVERIZER MODEL 'ULTRA' MACHINE	Roto	25-10-2011	23-Mar-21	9.42	20	5%	0.048	₹ 78,41,468.00	₹ 47,66,524.38	0.00%	₹ 78,41,468.00	₹ 35,07,338.25	₹ 43,34,129.75	₹ 36,84,010.29
88	ROCK & ROLL MACHINE 4.2M*3.8M	Roto	25-11-2004	23-Mar-21	16.33	20	5%	0.048	₹ 22,12,000.00	₹ 6,55,709.16	0.00%	₹ 22,12,000.00	₹ 17,16,239.29	₹ 4,95,760.71	₹ 4,21,396.61
89	HEAT SHRINK PKG MACHINE WITH OVENS BURNER BLOWER	Utility	26-06-2016	23-Mar-21	4.74	20	5%	0.048	₹ 12,62,250.00	₹ 10,92,277.17	21.00%	₹ 15,27,322.50	₹ 3,44,055.55	₹ 11,83,266.95	₹ 10,05,776.91
90	HEAT SHRINK PKG MACHINE WITH OVENS BURNER BLOWER	Utility	02-02-2018	23-Mar-21	3.14	20	5%	0.048	₹ 17,50,000.00	₹ 15,96,006.54	8.05%	₹ 18,90,875.00	₹ 2,81,753.33	₹ 16,09,121.67	₹ 13,67,753.42
91	250 KVA SILENT DG SET	Roto	27-04-2010	23-Mar-21	10.91	15	5%	0.063	₹ 10,63,735.00	₹ 5,73,546.55	0.00%	₹ 10,63,735.00	₹ 7,35,162.32	₹ 3,28,572.68	₹ 2,79,286.78
92	VAPOURISER 100 KG.WITH ALL acces..	Roto	27-12-2006	23-Mar-21	14.25	15	5%	0.063	₹ 1,87,200.00	₹ 72,764.43	0.00%	₹ 1,87,200.00	₹ 1,68,907.40	₹ 18,292.60	₹ 15,548.71
93	HUMIDITY CHAMBER	Roto	28-01-2009	23-Mar-21	12.16	10	5%	0.095	₹ 1,19,113.22	₹ 57,485.51	0.00%	₹ 1,19,113.22	₹ 1,37,556.19	₹ -	₹ 5,955.66
94	PLASTICS TESTING MACHINE	Roto	28-04-2006	23-Mar-21	14.91	15	5%	0.063	₹ 1,58,340.00	₹ 56,823.55	0.00%	₹ 1,58,340.00	₹ 1,49,543.82	₹ 8,796.18	₹ 7,476.76
95	FRP COOLING TOWER (MODEL NO. CM-6/7.5D/3) (1 NOS.)	Roto	28-04-2012	23-Mar-21	8.91	15	5%	0.063	₹ 1,07,359.56	₹ 67,724.87	38.73%	₹ 1,48,939.92	₹ 84,017.08	₹ 64,922.84	₹ 55,184.42
96	500L DOUBLE LAYER BLOW MOULDING MACHINE (1 NOS.)	BMC	28-05-2012	23-Mar-21	8.82	20	5%	0.048	₹ 1,44,86,711.00	₹ 91,94,766.85	0.00%	₹ 1,44,86,711.00	₹ 60,72,412.51	₹ 84,14,298.49	₹ 71,52,153.72
97	GEAR BOX FOR BMC LTR MACHINE	Roto	28-06-2016	23-Mar-21	4.74	10	5%	0.095	₹ 3,54,383.80	₹ 3,06,670.33	21.00%	₹ 4,28,804.40	₹ 1,92,967.85	₹ 2,35,836.54	₹ 2,00,461.06
98	ATLAS COPCO AIR COMPRESSOR	Roto	28-07-2000	23-Mar-21	20.67	10	5%	0.095	₹ 2,08,677.04	₹ 23,450.40	0.00%	₹ 2,08,677.04	₹ 4,09,684.48	₹ -	₹ 10,433.85
99	EXTRUDER WITH PARTS	Roto	28-12-2004	23-Mar-21	16.24	20	5%	0.048	₹ 25,72,000.00	₹ 7,72,078.44	0.00%	₹ 25,72,000.00	₹ 19,84,509.40	₹ 5,87,490.60	₹ 4,99,367.01
100	SUPPLY OF VAPOURISER cap. 10KGS.	Roto	28-12-2006	23-Mar-21	14.24	15	5%	0.063	₹ 1,99,700.00	₹ 77,629.89	0.00%	₹ 1,99,700.00	₹ 1,80,151.28	₹ 19,548.72	₹ 16,616.41
101	L MACHINE ACCUMULATOR HEAD	Roto	28-12-2009	23-Mar-21	11.24	10	5%	0.095	₹ 86,769.95	₹ 45,484.44	0.00%	₹ 86,769.95	₹ 92,661.99	₹ -	₹ 4,338.50
102	VERTICAL AIR RECEIVER TANKS cap. 3000 LITER	Roto	29-01-2016	23-Mar-21	5.15	15	5%	0.063	₹ 92,208.00	₹ 78,586.46	21.00%	₹ 1,11,571.68	₹ 36,395.80	₹ 75,175.88	₹ 63,899.50
103	SCALE 300-500KGS.	Roto	29-05-1991	23-Mar-21	29.84	7	5%	0.136	₹ 54,617.00	₹ 2,730.85	0.00%	₹ 54,617.00	₹ 2,21,171.06	₹ -	₹ 2,730.85
104	D.G.SET	Roto	29-05-1991	23-Mar-21	29.84	15	5%	0.063	₹ 4,06,488.25	₹ 20,324.42	0.00%	₹ 4,06,488.25	₹ 7,68,166.27	₹ -	₹ 20,324.41
105	BIXAL MACHINE	Roto	29-05-1991	23-Mar-21	29.84	15	5%	0.063	₹ 4,84,160.36	₹ 24,208.02	0.00%	₹ 4,84,160.36	₹ 9,14,948.12	₹ -	₹ 24,208.02
106	BIXAL MACHINE	Roto	29-05-1991	23-Mar-21	29.84	15	5%	0.063	₹ 4,97,637.83	₹ 24,881.90	0.00%	₹ 4,97,637.83	₹ 9,40,417.34	₹ -	₹ 24,881.89
107	ROCK & ROLL MACHINE	Roto	29-05-1991	23-Mar-21	29.84	20	5%	0.048	₹ 5,11,194.37	₹ 25,559.72	0.00%	₹ 5,11,194.37	₹ 7,24,526.98	₹ -	₹ 25,559.72

108	rock & roll mach with cooling station 2.4*6.0m.	Roto	29-05-2002	23-Mar-21	18.83	20	5%	0.048	₹ 5,93,000.00	₹ 1,10,800.92	0.00%	₹ 5,93,000.00	₹ 5,30,397.88	₹ 62,602.12	₹ 53,211.80
109	MACHINE FOR PFM CCES	Roto	29-09-2010	23-Mar-21	10.49	15	5%	0.063	₹ 3,90,923.61	₹ 2,18,281.79	0.00%	₹ 3,90,923.61	₹ 2,59,658.96	₹ 1,31,264.65	₹ 1,11,574.95
110	ADDMAS MAKES THERMAL MASS FLOW METER FOR LPG GAS	Roto	29-10-2016	23-Mar-21	4.40	10	5%	0.095	₹ 3,59,948.00	₹ 3,15,326.61	21.00%	₹ 4,35,537.08	₹ 1,82,054.50	₹ 2,53,482.58	₹ 2,15,460.19
111	AIR COOLED CHILLING PLANT- 5 TR cap.	Roto	29-11-2009	23-Mar-21	11.32	15	5%	0.063	₹ 1,65,000.00	₹ 85,863.15	0.00%	₹ 1,65,000.00	₹ 1,18,299.73	₹ 46,700.27	₹ 39,695.23
112	ECTRUDER WITH PARTS & ACCESS.IN KDC	Roto	30-03-2004	23-Mar-21	16.99	20	5%	0.048	₹ 10,94,600.00	₹ 2,91,230.37	0.00%	₹ 10,94,600.00	₹ 8,83,462.16	₹ 2,11,137.84	₹ 1,79,467.17
113	BLOW MOULDING MACHINE 2000L	BMC	30-06-2016	23-Mar-21	4.73	20	5%	0.048	₹ 4,27,27,924.30	₹ 3,69,76,016.82	0.00%	₹ 4,27,27,924.30	₹ 96,02,954.66	₹ 3,31,24,969.64	₹ 2,81,56,224.20
114	STAINLESS STEEL HOPPER LOADER	Roto	30-09-2011	23-Mar-21	9.48	10	5%	0.095	₹ 1,85,640.00	₹ 1,12,149.00	0.00%	₹ 1,85,640.00	₹ 1,67,274.36	₹ 18,365.64	₹ 15,610.80
115	ROCK & ROLL MACHINE WITH COOLING STATIONS	Roto	31-03-2010	23-Mar-21	10.99	20	5%	0.048	₹ 22,47,454.31	₹ 12,03,543.50	0.00%	₹ 22,47,454.31	₹ 11,72,832.49	₹ 10,74,621.82	₹ 9,13,428.55
116	SEPARATE VACUUM HOPPER LOADER CAP-500	Roto	31-03-2015	23-Mar-21	5.98	10	5%	0.095	₹ 2,68,800.00	₹ 2,21,980.19	21.00%	₹ 3,25,248.00	₹ 1,84,883.44	₹ 1,40,364.56	₹ 1,19,309.88
117	EXTRUDER MACHINE-90MM cap.	Roto	31-08-2009	23-Mar-21	11.57	20	5%	0.048	₹ 1,69,798.13	₹ 86,438.71	0.00%	₹ 1,69,798.13	₹ 93,293.61	₹ 76,504.52	₹ 65,028.85
118	ROCK & ROLL MACHINE WITH COOLING STATION	Roto	31-10-2008	23-Mar-21	12.40	20	5%	0.048	₹ 13,73,567.19	₹ 6,47,339.04	0.00%	₹ 13,73,567.19	₹ 8,09,031.07	₹ 5,64,536.12	₹ 4,79,855.70
119	SUPPLY OF 250 TR FRP INDUCED DRAFT CROSS FLOW TYPE	Roto	31-10-2015	23-Mar-21	5.40	15	5%	0.063	₹ 4,23,950.00	₹ 3,57,954.60	21.00%	₹ 5,12,979.50	₹ 1,75,349.98	₹ 3,37,629.52	₹ 2,86,985.09
120	HIGH SPEED MIXER MACHINE	Roto	31-10-2015	23-Mar-21	5.40	15	5%	0.063	₹ 5,59,445.00	₹ 4,72,357.39	21.00%	₹ 6,76,928.45	₹ 2,31,392.07	₹ 4,45,536.38	₹ 3,78,705.92
121	INSTALL NEW ELECTRICAL PANEL-1000L M/C	Roto	01-09-2017	23-Mar-21	3.56	15	5%	0.063	₹ 43,805.46	₹ 39,531.76	21.00%	₹ 53,004.61	₹ 11,947.09	₹ 41,057.51	₹ 34,898.89
122	INSTALL SERVO SYSTEM FOR 500L M/C	Roto	01-09-2017	23-Mar-21	3.56	15	5%	0.063	₹ 16,06,742.78	₹ 14,49,987.43	21.00%	₹ 19,44,158.76	₹ 4,38,208.06	₹ 15,05,950.70	₹ 12,80,058.10
123	ELECTROMAGNETIC HEATERS-BMC 500 LTR	Roto	01-09-2017	23-Mar-21	3.56	15	5%	0.063	₹ 11,24,719.31	₹ 10,14,990.63	21.00%	₹ 13,60,910.37	₹ 3,06,745.47	₹ 10,54,164.90	₹ 8,96,040.16
124	NEW ELECTRICAL PANEL FOR 500L M/C	Roto	01-09-2017	23-Mar-21	3.56	10	5%	0.095	₹ 30,920.77	₹ 27,904.10	21.00%	₹ 37,414.13	₹ 12,649.56	₹ 24,764.57	₹ 21,049.88
125	ELECTROMAGNETIC HEATERS-BMC 1000 LTR	Roto	01-09-2017	23-Mar-21	3.56	15	5%	0.063	₹ 13,14,149.82	₹ 11,85,940.13	21.00%	₹ 15,90,121.28	₹ 3,58,408.98	₹ 12,31,712.30	₹ 10,46,955.46
126	SERVO SYSTEM FOR 1000L M/C	Roto	01-09-2017	23-Mar-21	3.56	15	5%	0.063	₹ 16,06,181.58	₹ 14,49,480.98	21.00%	₹ 19,43,479.71	₹ 4,38,055.00	₹ 15,05,424.71	₹ 12,79,611.00
127	MASS FLOW METER 1" SIZE	Roto	22-11-2017	23-Mar-21	3.33	15	5%	0.063	₹ 2,92,000.00	₹ 2,65,589.54	21.00%	₹ 3,53,320.00	₹ 74,610.21	₹ 2,78,709.79	₹ 2,36,903.32
128	A.C.VARIABLE FREQUENCY DRIVE	Roto	09-08-2017	23-Mar-21	3.62	10	5%	0.095	₹ 1,92,000.00	₹ 1,72,885.18	21.00%	₹ 2,32,320.00	₹ 79,937.17	₹ 1,52,382.83	₹ 1,29,525.40
129	ENERGY METER 8 CHANEL SMAR SENSE METER WITH COMMUN	Roto	30-06-2017	23-Mar-21	3.73	10	5%	0.095	₹ 1,11,078.00	₹ 99,634.00	21.00%	₹ 1,34,404.38	₹ 47,645.43	₹ 86,758.95	₹ 73,745.11
130	GAS DETECTOR	Roto	21-01-2018	23-Mar-21	3.17	10	5%	0.095	₹ 1,37,880.00	₹ 1,26,126.93	8.05%	₹ 1,48,979.34	₹ 44,863.19	₹ 1,04,116.15	₹ 88,498.73
131	1500 KVA OIL COOLED DISTRIBUTION TRANSFORMER, OFF	Utility	05-12-2017	23-Mar-21	3.30	20	5%	0.048	₹ 58,51,788.00	₹ 53,29,112.62	21.00%	₹ 70,80,663.48	₹ 11,09,433.27	₹ 59,71,230.21	₹ 50,75,545.68
132	AUTO MATERIAL HANDLING SYSTEM FOR HIGH SPEED	Roto	01-12-2017	23-Mar-21	3.31	20	5%	0.048	₹ 4,22,30,470.00	₹ 3,84,43,834.72	21.00%	₹ 5,10,98,868.70	₹ 80,33,022.15	₹ 4,30,65,846.55	₹ 3,66,05,969.56
133	HEAT SHRINK PKG MACHINE WITH OVENS 8.5*2.6*4.2MTR	Roto	02-12-2017	23-Mar-21	3.31	20	5%	0.048	₹ 11,38,000.00	₹ 10,36,058.87	21.00%	₹ 13,76,980.00	₹ 2,16,289.61	₹ 11,60,690.39	₹ 9,86,586.84
134	PULVERISER POWDER MILL BODY P.P.300.	Roto	03-12-2017	23-Mar-21	3.30	20	5%	0.048	₹ 12,45,000.00	₹ 11,33,581.92	21.00%	₹ 15,06,450.00	₹ 2,36,430.10	₹ 12,70,019.90	₹ 10,79,516.91
135	HEATERLESS VAPORIZER 300KGS./HR	Roto	01-12-2017	23-Mar-21	3.31	15	5%	0.063	₹ 22,52,970.00	₹ 20,50,955.30	21.00%	₹ 27,26,093.70	₹ 5,71,409.16	₹ 21,54,684.54	₹ 18,31,481.86
136	WPC LINE FOR PE SECTIONS UPTO 300mm WIDTH ZM-600 S	CSP	02-12-2017	23-Mar-21	3.31	20	5%	0.048	₹ 1,38,33,725.00	₹ 1,25,94,511.07	21.00%	₹ 1,67,38,807.25	₹ 26,29,253.88	₹ 1,41,09,553.37	₹ 1,19,93,120.36
137	Hydraulic Pallet 2.5 ton capcity Trolly	Roto	16-05-2018	23-Mar-21	2.85	10	5%	0.095	₹ 20,087.00	₹ 18,575.16	8.05%	₹ 21,704.00	₹ 5,886.24	₹ 15,817.76	₹ 13,445.10
138	Kolsite Battenfield Extruder Bex 4100	Roto	29-03-2011	23-Mar-21	9.99	20	5%	0.048	₹ 27,15,019.83	₹ 4,11,830.65	0.00%	₹ 27,15,019.83	₹ 12,88,574.45	₹ 14,26,445.38	₹ 12,12,478.58
139	Kolsite Battenfield Extruder Bex 4100	Roto	29-03-2011	23-Mar-21	9.99	20	5%	0.048	₹ 27,15,019.83	₹ 4,11,830.65	0.00%	₹ 27,15,019.83	₹ 12,88,574.45	₹ 14,26,445.38	₹ 12,12,478.58
140	Kolsite Battenfield Extruder Bex 4100	Roto	30-03-2011	23-Mar-21	9.99	20	5%	0.048	₹ 27,15,019.83	₹ 4,11,843.89	0.00%	₹ 27,15,019.83	₹ 12,88,221.12	₹ 14,26,798.71	₹ 12,12,778.90
141	Kolsite Battenfield Extruder Bex 4100	Roto	30-03-2011	23-Mar-21	9.99	20	5%	0.048	₹ 27,15,019.83	₹ 4,11,843.89	0.00%	₹ 27,15,019.83	₹ 12,88,221.12	₹ 14,26,798.71	₹ 12,12,778.90
142	Imported YK120-2 Double Layer Blow Moulding M/c	BMC	29-03-2011	23-Mar-21	9.99	20	5%	0.048	₹ 35,18,869.47	₹ 5,33,763.42	36.00%	₹ 47,85,662.48	₹ 22,71,321.30	₹ 25,14,341.18	₹ 21,37,190.00
143	Kolsite Battenfield Extruder Bex 4100	Roto	30-03-2011	23-Mar-21	9.99	20	5%	0.048	₹ 27,15,019.83	₹ 4,11,843.89	0.00%	₹ 27,15,019.83	₹ 12,88,221.12	₹ 14,26,798.71	₹ 12,12,778.90
144	Kolsite Battenfield Extruder Bex 4100	Roto	30-03-2011	23-Mar-21	9.99	20	5%	0.048	₹ 27,15,019.83	₹ 4,11,843.89	0.00%	₹ 27,15,019.83	₹ 12,88,221.12	₹ 14,26,798.71	₹ 12,12,778.90
145	Kolsite Battenfield Extruder Bex 4100	Roto	30-03-2011	23-Mar-21	9.99	20	5%	0.048	₹ 27,15,019.83	₹ 4,11,843.89	0.00%	₹ 27,15,019.83	₹ 12,88,221.12	₹ 14,26,798.71	₹ 12,12,778.90
146	Imported YK120-2 Double Layer Blow Moulding M/c	BMC	29-03-2011	23-Mar-21	9.99	20	5%	0.048	₹ 35,18,869.47	₹ 5,33,763.42	36.00%	₹ 47,85,662.48	₹ 22,71,321.30	₹ 25,14,341.18	₹ 21,37,190.00
147	Imported YK120-2 Double Layer Blow Moulding M/c	BMC	29-03-2011	23-Mar-21	9.99	20	5%	0.048	₹ 35,18,869.47	₹ 5,33,763.42	36.00%	₹ 47,85,662.48	₹ 22,71,321.30	₹ 25,14,341.18	₹ 21,37,190.00
148	Hopper Loader Vacuum tupe (Model QHL-500)	Roto	03-11-2018	23-Mar-21	2.39	10	5%	0.095	₹ 1,35,460.00	₹ 1,27,274.36	8.05%	₹ 1,46,364.53	₹ 33,180.64	₹ 1,13,183.89	₹ 96,206.31
149	Fixing the PUF Panel Board RX43	Roto	22-10-2019	23-Mar-21	1.42	10	5%	0.095	₹ 1,01,710.80	₹ 98,674.69	8.05%	₹ 1,09,898.52	₹ 14,816.73	₹ 95,081.79	₹ 80,819.52
				TOTAL					**₹ 25,97,13,761.96**	**₹ 17,38,96,926.75**		**₹ 28,94,13,609.89**		**₹ 18,61,19,648.29**	**₹ 15,85,22,457.33**

ENCLOSURE-D: VALUATION OF MOULDS & DIES PERTAINING TO M/S. SINTEX BAPL LIMITED, PLOT NO. 40P & 41, ULUBERIA INDUSTRIAL GROWTH CENTER, P.O BIRSHIBPUR, PS. ULUBERIA, HOWRAH-711315

Sr. No.	Description of Assets		Date of Capitalization	Date of Valuation	Life Consumed (Years)	Estimated Economic life of the Assets (Years)	Salvage Value	Depreciation Factor	Cost of Capitalization	End Book Value	% Inflation	Estimated Reproduction Cost of the Asset *(as per WPI Index)*	Depreciation	Depreciated Value	Current Depreciated Market Value
1	MOULD FOR PFM WSCC & M.S.CHANNEL RING DIA	Roto	01-02-2017	23-Mar-21	4.14	10	5%	0.095	₹ 2,18,682.34	₹ 1,93,325.33	0.00%	₹ 2,18,682.34	₹ 86,002.07	₹ 1,32,680.27	₹ 1,12,778.23
2	MOULD-DIES	Roto	01-04-2002	23-Mar-21	18.99	10	5%	0.095	₹ 10,455.00	₹ 522.75	0.00%	₹ 10,455.00	₹ 18,860.39	₹ -	₹ 522.75
3	MOULD-DIES	Roto	01-04-2002	23-Mar-21	18.99	10	5%	0.095	₹ 95,045.00	₹ 4,752.25	0.00%	₹ 95,045.00	₹ 1,71,457.27	₹ -	₹ 4,752.25
4	MOULD-DIES	Roto	01-04-2004	23-Mar-21	16.99	10	5%	0.095	₹ 9,16,088.00	₹ 45,804.40	0.00%	₹ 9,16,088.00	₹ 14,78,289.95	₹ -	₹ 45,804.40
5	MOULD-DIES	Roto	01-04-2005	23-Mar-21	15.99	10	5%	0.095	₹ 14,89,834.90	₹ 74,491.75	0.00%	₹ 14,89,834.90	₹ 22,62,610.22	₹ -	₹ 74,491.75
6	MOULD FOR PFM-CCWS-150-01 S.S.	Roto	02-05-2008	23-Mar-21	12.90	10	5%	0.095	₹ 4,22,075.51	₹ 21,103.78	0.00%	₹ 4,22,075.51	₹ 5,17,198.61	₹ -	₹ 21,103.78
7	MOULD	Roto	02-09-2007	23-Mar-21	13.56	10	5%	0.095	₹ 3,17,954.50	₹ 15,897.73	0.00%	₹ 3,17,954.50	₹ 4,09,721.40	₹ -	₹ 15,897.73
8	MOULD FOR GBR10-1, CCWS-500-01& CLBV-3-01	Roto	03-03-2007	23-Mar-21	14.07	10	5%	0.095	₹ 1,00,320.00	₹ 5,016.00	0.00%	₹ 1,00,320.00	₹ 1,34,052.26	₹ -	₹ 5,016.00
9	BLOW MOULD FOR 1000L RENOFUF TANK	BMC	03-06-2012	23-Mar-21	8.81	10	5%	0.095	₹ 8,21,081.50	₹ 4,04,373.99	0.00%	₹ 8,21,081.50	₹ 6,87,065.25	₹ 1,34,016.25	₹ 1,13,913.81
10	MOULD FOR PFM WSCC & M.S.CHANNEL RING DIA	Roto	03-06-2016	23-Mar-21	4.81	10	5%	0.095	₹ 2,89,106.52	₹ 2,49,444.41	0.00%	₹ 2,89,106.52	₹ 1,31,983.07	₹ 1,57,123.45	₹ 1,33,554.94
11	MOULD FOR PFM CCWS 1000-03	Roto	04-12-2011	23-Mar-21	9.31	10	5%	0.095	₹ 2,13,903.39	₹ 92,584.19	0.00%	₹ 2,13,903.39	₹ 1,89,122.83	₹ 24,780.56	₹ 21,063.48
12	MOULD FOR PFM CCWS 100-01 S.S. & GBR-W-12-01	Roto	08-09-2012	23-Mar-21	8.54	10	5%	0.095	₹ 2,63,817.40	₹ 1,37,985.33	0.00%	₹ 2,63,817.40	₹ 2,14,096.85	₹ 49,720.55	₹ 42,262.46
13	MOULD FOR PFM TOILET BODY	Roto	08-09-2015	23-Mar-21	5.54	10	5%	0.095	₹ 1,53,644.00	₹ 1,28,928.51	0.00%	₹ 1,53,644.00	₹ 80,898.83	₹ 72,745.17	₹ 61,833.40
14	MOULD FOR PFM CCWS 300-01 S.S. & M.S.CHANNEL RING	Roto	10-06-2016	23-Mar-21	4.79	10	5%	0.095	₹ 3,11,294.69	₹ 2,68,611.28	0.00%	₹ 3,11,294.69	₹ 1,41,545.27	₹ 1,69,749.42	₹ 1,44,287.01
15	MOULD FOR PFM	Roto	11-10-2007	23-Mar-21	13.46	10	5%	0.095	₹ 50,919.45	₹ 2,545.98	0.00%	₹ 50,919.45	₹ 65,098.77	₹ -	₹ 2,545.97
16	MOULD FOR PFM	Roto	11-10-2007	23-Mar-21	13.46	10	5%	0.095	₹ 1,96,138.90	₹ 9,806.95	0.00%	₹ 1,96,138.90	₹ 2,50,756.87	₹ -	₹ 9,806.95
17	MOULD FOR PFM	Roto	11-10-2007	23-Mar-21	13.46	10	5%	0.095	₹ 1,43,919.45	₹ 7,195.98	0.00%	₹ 1,43,919.45	₹ 1,83,996.09	₹ -	₹ 7,195.97
18	MOULD FOR PFM	Roto	11-10-2007	23-Mar-21	13.46	10	5%	0.095	₹ 92,238.90	₹ 4,611.95	0.00%	₹ 92,238.90	₹ 1,17,924.27	₹ -	₹ 4,611.95
19	MOULD FOR CCWS	Roto	12-01-2008	23-Mar-21	13.20	10	5%	0.095	₹ 4,26,163.92	₹ 21,308.20	0.00%	₹ 4,26,163.92	₹ 5,34,520.48	₹ -	₹ 21,308.20
20	MOULD FOR PFM IWS 37-01 & M.S.CHANNEL	Roto	12-04-2015	23-Mar-21	5.95	10	5%	0.095	₹ 43,274.80	₹ 35,742.40	0.00%	₹ 43,274.80	₹ 24,463.90	₹ 18,810.90	₹ 15,989.27
21	MOULD FOR PFM QTY.6	Roto	12-05-2016	23-Mar-21	4.87	10	5%	0.095	₹ 1,83,400.90	₹ 1,57,764.36	0.00%	₹ 1,83,400.90	₹ 84,776.44	₹ 98,624.46	₹ 83,830.79
22	MOULD	Roto	12-09-2007	23-Mar-21	13.54	10	5%	0.095	₹ 2,28,370.80	₹ 11,418.54	0.00%	₹ 2,28,370.80	₹ 2,93,687.98	₹ -	₹ 11,418.54
23	MOULD.	Roto	14-11-2007	23-Mar-21	13.36	10	5%	0.095	₹ 75,191.04	₹ 3,759.56	0.00%	₹ 75,191.04	₹ 95,463.78	₹ -	₹ 3,759.55
24	MOULD FOR PFM GBR 8-01 CONT 3MM & MOULD GBRW-9-01	Roto	15-02-2012	23-Mar-21	9.11	10	5%	0.095	₹ 68,736.25	₹ 31,144.42	0.00%	₹ 68,736.25	₹ 59,467.21	₹ 9,269.04	₹ 7,878.68
25	MOULD FOR CCWS-150-01 S.S	Roto	15-03-2017	23-Mar-21	4.02	10	5%	0.095	₹ 1,24,418.67	₹ 1,10,311.77	0.00%	₹ 1,24,418.67	₹ 47,570.54	₹ 76,848.13	₹ 65,320.91
26	MOULD FOR PFM CCWS 50-02 S.S. & M.S.CHANNEL RING	Roto	15-11-2012	23-Mar-21	8.36	10	5%	0.095	₹ 1,80,863.30	₹ 98,299.03	0.00%	₹ 1,80,863.30	₹ 1,43,575.73	₹ 37,287.57	₹ 31,694.44
27	MOULD FOR CCWS 0100-01	Roto	15-12-2015	23-Mar-21	5.27	10	5%	0.095	₹ 2,17,568.25	₹ 1,84,299.33	0.00%	₹ 2,17,568.25	₹ 1,09,007.65	₹ 1,08,560.60	₹ 92,276.51
28	MOULD FOR PFM WSCC & M.S.CHANNEL RING DIA 2400 MM	Roto	16-03-2013	23-Mar-21	8.02	10	5%	0.095	₹ 6,56,474.10	₹ 3,89,747.84	0.00%	₹ 6,56,474.10	₹ 5,00,458.08	₹ 1,56,016.02	₹ 1,32,613.61
29	MOULD.	Roto	17-11-2007	23-Mar-21	13.36	10	5%	0.095	₹ 78,698.61	₹ 3,934.94	0.00%	₹ 78,698.61	₹ 99,855.60	₹ -	₹ 3,934.93
30	MOULD FOR PFM FTGB 200-01 OUTER & M.S.CHANNEL	Roto	18-02-2013	23-Mar-21	8.10	10	5%	0.095	₹ 3,97,397.60	₹ 2,31,810.78	0.00%	₹ 3,97,397.60	₹ 3,05,642.30	₹ 91,755.30	₹ 77,992.00
31	MOULD FOR PFM-CCWS-250-01 SS	Roto	18-03-2016	23-Mar-21	5.02	10	5%	0.095	₹ 1,23,432.24	₹ 1,05,824.84	0.00%	₹ 1,23,432.24	₹ 58,823.07	₹ 64,609.17	₹ 54,917.79
32	MOULD FOR PFM WSCC 50-01 S.S. MOULD	Roto	18-04-2014	23-Mar-21	6.93	10	5%	0.095	₹ 91,552.50	₹ 72,932.51	0.00%	₹ 91,552.50	₹ 60,310.52	₹ 31,241.98	₹ 26,555.68
33	MOULD FOR PFM CCWS 1000-03	Roto	20-01-2016	23-Mar-21	5.18	10	5%	0.095	₹ 2,12,490.63	₹ 1,81,080.01	0.00%	₹ 2,12,490.63	₹ 1,04,472.62	₹ 1,08,018.01	₹ 91,815.31
34	MOULD FOR PFM IWS QTY.5	Roto	20-03-2012	23-Mar-21	9.01	10	5%	0.095	₹ 1,29,850.00	₹ 61,314.80	0.00%	₹ 1,29,850.00	₹ 1,11,190.73	₹ 18,659.27	₹ 15,860.38
35	MOULD CCWS 150-01 S.S.	Roto	20-05-2008	23-Mar-21	12.85	10	5%	0.095	₹ 71,908.21	₹ 3,864.43	0.00%	₹ 71,908.21	₹ 87,777.27	₹ -	₹ 3,595.41
36	MOULD FOR PFM TOILET BODY & M.S.CHANNEL RING DIA	Roto	21-02-2015	23-Mar-21	6.09	10	5%	0.095	₹ 1,65,585.06	₹ 1,36,285.34	0.00%	₹ 1,65,585.06	₹ 95,762.60	₹ 69,822.46	₹ 59,349.09
37	MOULD FOR PFM FTGB 200-01 OUTER	Roto	21-04-2012	23-Mar-21	8.93	10	5%	0.095	₹ 2,77,471.21	₹ 1,33,761.46	0.00%	₹ 2,77,471.21	₹ 2,35,287.98	₹ 42,183.23	₹ 35,855.74
38	MOULD FOR PFM CCWS	Roto	21-05-2016	23-Mar-21	4.84	10	5%	0.095	₹ 6,84,752.60	₹ 5,90,719.60	0.00%	₹ 6,84,752.60	₹ 3,14,920.53	₹ 3,69,832.07	₹ 3,14,357.26
39	MOULD FOR PFM CCWS	Roto	21-06-2016	23-Mar-21	4.76	10	5%	0.095	₹ 2,48,447.82	₹ 2,14,979.27	0.00%	₹ 2,48,447.82	₹ 1,12,257.57	₹ 1,36,190.25	₹ 1,15,761.71
40	MOULD FOR PFM CCWS 50-02 S.S. & M.S. CHANNEL	Roto	21-12-2012	23-Mar-21	8.26	10	5%	0.095	₹ 2,49,130.00	₹ 1,40,373.89	0.00%	₹ 2,49,130.00	₹ 1,95,433.95	₹ 53,696.05	₹ 45,641.64
41	MOULD FOR PFM IWS 20-01	Roto	22-01-2012	23-Mar-21	9.17	10	5%	0.095	₹ 2,13,408.01	₹ 96,607.08	0.00%	₹ 2,13,408.01	₹ 1,85,963.16	₹ 27,444.85	₹ 23,328.13
42	MOULD FOR PFM.	Roto	22-09-2007	23-Mar-21	13.51	10	5%	0.095	₹ 1,78,156.88	₹ 8,907.85	0.00%	₹ 1,78,156.88	₹ 2,28,648.49	₹ -	₹ 8,907.84
43	MOULD CCWS-200-01 S.S.	Roto	22-10-2007	23-Mar-21	13.43	10	5%	0.095	₹ 2,89,776.99	₹ 14,488.85	0.00%	₹ 2,89,776.99	₹ 3,69,640.32	₹ -	₹ 14,488.85
44	MOULD FOR PFM TOILET BASE	Roto	23-09-2015	23-Mar-21	5.50	10	5%	0.095	₹ 45,304.00	₹ 38,126.69	0.00%	₹ 45,304.00	₹ 23,677.24	₹ 21,626.76	₹ 18,382.75
45	MOULD FOR PFM CCWS 500-01 & M.S.CHANEEL RING IDA	Roto	24-01-2015	23-Mar-21	6.16	10	5%	0.095	₹ 2,39,331.00	₹ 1,96,400.73	0.00%	₹ 2,39,331.00	₹ 1,40,156.17	₹ 99,174.83	₹ 84,298.61
46	MOULD	Roto	25-03-2007	23-Mar-21	14.01	10	5%	0.095	₹ 2,62,889.68	₹ 13,144.49	0.00%	₹ 2,62,889.68	₹ 3,49,780.12	₹ -	₹ 13,144.48

47	MOULD FOR DISTANCE PIECE OF FTGB 100-01 MS	Roto	26-02-2015	23-Mar-21	6.07	10	5%	0.095	₹ 47,107.50	₹ 38,774.56	0.00%	₹ 47,107.50	₹ 27,182.32	₹ 19,925.18	₹ 16,936.40
48	MOULD FOR PFM GBR -2-01 WITH LID	Roto	26-03-2010	23-Mar-21	11.00	10	5%	0.095	₹ 5,490.00	₹ 1,684.91	0.00%	₹ 5,490.00	₹ 5,737.05	₹ -	₹ 274.50
49	MOULD FOR PFM IWS 42-01	Roto	27-11-2011	23-Mar-21	9.33	10	5%	0.095	₹ 2,39,983.70	₹ 1,03,844.47	0.00%	₹ 2,39,983.70	₹ 2,12,618.98	₹ 27,364.72	₹ 23,260.01
50	MOULD FOR PFM CCWS 100-01 & M.S.CHANNEL RING	Roto	27-12-2012	23-Mar-21	8.24	10	5%	0.095	₹ 4,40,432.50	₹ 2,48,216.02	0.00%	₹ 4,40,432.50	₹ 3,44,816.41	₹ 95,616.09	₹ 81,273.67
51	MOULD	Roto	28-04-2007	23-Mar-21	13.91	10	5%	0.095	₹ 1,99,844.32	₹ 9,992.22	0.00%	₹ 1,99,844.32	₹ 2,64,128.49	₹ -	₹ 9,992.22
52	MOULD FOR PFM CCWS 200-01 S.S.	Roto	28-06-2013	23-Mar-21	7.74	10	5%	0.095	₹ 2,22,218.00	₹ 1,38,857.50	0.00%	₹ 2,22,218.00	₹ 1,63,391.11	₹ 58,826.89	₹ 50,002.86
53	MOULD FOR PFM	Roto	28-08-2007	23-Mar-21	13.58	10	5%	0.095	₹ 2,10,850.60	₹ 10,542.53	0.00%	₹ 2,10,850.60	₹ 2,71,979.94	₹ -	₹ 10,542.53
54	MOULD FOR BMD	Roto	29-01-2008	23-Mar-21	13.16	10	5%	0.095	₹ 87,500.00	₹ 4,375.00	0.00%	₹ 87,500.00	₹ 1,09,360.62	₹ -	₹ 4,375.00
55	MOULD CCWS30-1,WSCC 40-1	Roto	29-03-2007	23-Mar-21	13.99	10	5%	0.095	₹ 3,12,213.60	₹ 15,610.68	0.00%	₹ 3,12,213.60	₹ 4,15,081.57	₹ -	₹ 15,610.68
56	MOULD BM210-12	Roto	29-05-2008	23-Mar-21	12.82	10	5%	0.095	₹ 1,64,146.22	₹ 8,821.46	0.00%	₹ 1,64,146.22	₹ 1,99,986.31	₹ -	₹ 8,207.31
57	MOULD FOR PFM WSCC 150-01 S.S.	Roto	29-11-2014	23-Mar-21	6.32	10	5%	0.095	₹ 4,81,158.50	₹ 3,92,293.42	0.00%	₹ 4,81,158.50	₹ 2,88,787.38	₹ 1,92,371.12	₹ 1,63,515.45
58	MOULD FOR PFM TERAFILTER BOTTAM 300 LTR	Roto	29-12-2011	23-Mar-21	9.24	10	5%	0.095	₹ 16,000.00	₹ 7,084.06	0.00%	₹ 16,000.00	₹ 14,042.30	₹ 1,957.70	₹ 1,664.04
59	MOULD FOR PFM GWB 11-02 MS	Roto	29-12-2014	23-Mar-21	6.24	10	5%	0.095	₹ 83,140.00	₹ 68,007.61	0.00%	₹ 83,140.00	₹ 49,250.77	₹ 33,889.23	₹ 28,805.85
60	MOULD	Roto	30-04-2007	23-Mar-21	13.91	10	5%	0.095	₹ 12,400.00	₹ 620.00	0.00%	₹ 12,400.00	₹ 16,382.27	₹ -	₹ 620.00
61	MOULD FOR PFM WSCC	Roto	30-09-2016	23-Mar-21	4.48	10	5%	0.095	₹ 1,52,650.90	₹ 1,33,319.93	0.00%	₹ 1,52,650.90	₹ 64,960.28	₹ 87,690.62	₹ 74,537.03
62	MOULD FOR PFM-GBR	Roto	30-11-2007	23-Mar-21	13.32	10	5%	0.095	₹ 68,143.84	₹ 3,407.20	0.00%	₹ 68,143.84	₹ 86,232.76	₹ -	₹ 3,407.19
63	TOLET BASE MOULD	Roto	31-03-2007	23-Mar-21	13.99	10	5%	0.095	₹ 1,36,800.00	₹ 6,840.00	0.00%	₹ 1,36,800.00	₹ 1,81,801.58	₹ -	₹ 6,840.00
64	TOLET BASE MOULD	Roto	31-03-2007	23-Mar-21	13.99	10	5%	0.095	₹ 1,06,400.00	₹ 5,320.00	0.00%	₹ 1,06,400.00	₹ 1,41,401.23	₹ -	₹ 5,320.00
65	MAOULD FOR PFM WSCC	Roto	31-03-2008	23-Mar-21	12.99	10	5%	0.095	₹ 1,18,846.40	₹ 5,942.32	0.00%	₹ 1,18,846.40	₹ 1,46,620.64	₹ -	₹ 5,942.32
66	MOULD FOR PFM CCWS 100-01 S.S.	Roto	31-03-2014	23-Mar-21	6.98	10	5%	0.095	₹ 7,37,760.00	₹ 5,30,662.65	0.00%	₹ 7,37,760.00	₹ 4,89,458.28	₹ 2,48,301.72	₹ 2,11,056.46
67	MOULD	Roto	31-07-2007	23-Mar-21	13.65	10	5%	0.095	₹ 2,11,533.00	₹ 10,576.65	0.00%	₹ 2,11,533.00	₹ 2,74,401.77	₹ -	₹ 10,576.65
68	DIE HEAD & SPARES	BMC	31-12-2014	23-Mar-21	6.23	10	5%	0.095	₹ 43,14,299.18	₹ 35,29,142.77	0.00%	₹ 43,14,299.18	₹ 25,53,474.11	₹ 17,60,825.07	₹ 14,96,701.31
69	BLOW MOLUD FOR TITUS 750LTR TANK	BMC	23-02-2018	23-Mar-21	3.08	10	5%	0.095	₹ 18,11,329.92	₹ 16,67,573.36	0.00%	₹ 18,11,329.92	₹ 5,29,900.85	₹ 12,81,429.07	₹ 10,89,214.71
70	MOULD FOR PFM CCWS	Roto	01-08-2008	23-Mar-21	12.65	10	5%	0.095	₹ 63,818.42	₹ 4,495.34	0.00%	₹ 63,818.42	₹ 76,689.63	₹ -	₹ 3,190.92
71	MOULD FOR PFM CCWS	Roto	01-08-2008	23-Mar-21	12.65	10	5%	0.095	₹ 57,279.75	₹ 4,034.76	0.00%	₹ 57,279.75	₹ 68,832.21	₹ -	₹ 2,863.99
72	MOULD-WSCC-20-01	Roto	29-08-2008	23-Mar-21	12.57	10	5%	0.095	₹ 53,471.72	₹ 4,247.32	0.00%	₹ 53,471.72	₹ 63,866.48	₹ -	₹ 2,673.59
73	MOULD CCWS-70-01,500-01 IWS-42-01	Roto	25-08-2008	23-Mar-21	12.58	10	5%	0.095	₹ 2,38,498.99	₹ 18,942.04	0.00%	₹ 2,38,498.99	₹ 2,85,110.84	₹ -	₹ 11,924.95
74	MOULD WSCC-50-1,20-01	Roto	18-06-2008	23-Mar-21	12.77	10	5%	0.095	₹ 2,26,865.61	₹ 13,948.41	0.00%	₹ 2,26,865.61	₹ 2,75,219.06	₹ -	₹ 11,343.28
75	MOULD CCWS 75-01,50-02,WSCC 70-01	Roto	27-07-2008	23-Mar-21	12.66	10	5%	0.095	₹ 3,35,477.48	₹ 23,628.25	0.00%	₹ 3,35,477.48	₹ 4,03,574.81	₹ -	₹ 16,773.87
76	MOULD FRM-37-01 DBS-7.01	Roto	15-09-2008	23-Mar-21	12.53	10	5%	0.095	₹ 1,40,276.56	₹ 11,147.21	0.00%	₹ 1,40,276.56	₹ 1,66,925.26	₹ -	₹ 7,013.83
77	MOULD FRM-30-01, IWS-50-01, FRM-20-01&CCWS 1000-01	Roto	25-09-2008	23-Mar-21	12.50	10	5%	0.095	₹ 2,40,884.99	₹ 21,240.54	0.00%	₹ 2,40,884.99	₹ 2,86,019.58	₹ -	₹ 12,044.25
78	MOULD DBS-5.01	Roto	25-09-2008	23-Mar-21	12.50	10	5%	0.095	₹ 51,467.11	₹ 4,538.25	0.00%	₹ 51,467.11	₹ 61,110.50	₹ -	₹ 2,573.36
79	MOULD FOR PFM- CCWS	Roto	27-02-2009	23-Mar-21	12.07	10	5%	0.095	₹ 3,55,078.80	₹ 47,213.63	0.00%	₹ 3,55,078.80	₹ 4,07,285.11	₹ -	₹ 17,753.94
80	MOULD FOR PFM CCWS-250-01	Roto	12-06-2009	23-Mar-21	11.79	10	5%	0.095	₹ 50,579.24	₹ 8,137.95	0.00%	₹ 50,579.24	₹ 56,633.51	₹ -	₹ 2,528.96
81	MOULD FOR PFM- DBS- 7-01 S.S	Roto	28-05-2009	23-Mar-21	11.83	10	5%	0.095	₹ 4,60,831.51	₹ 74,096.68	0.00%	₹ 4,60,831.51	₹ 5,17,791.55	₹ -	₹ 23,041.58
82	MOULD FOR PFM- IWS- 50-01	Roto	28-05-2009	23-Mar-21	11.83	10	5%	0.095	₹ 39,787.45	₹ 6,397.41	0.00%	₹ 39,787.45	₹ 44,705.29	₹ -	₹ 1,989.37
83	MOULD FOR PFM CCWS-250-01	Roto	12-06-2009	23-Mar-21	11.79	10	5%	0.095	₹ 2,28,722.05	₹ 36,800.12	0.00%	₹ 2,28,722.05	₹ 2,56,099.77	₹ -	₹ 11,436.10
84	MOULD FOR PFM- WSCC- 200-01	Roto	31-07-2009	23-Mar-21	11.65	10	5%	0.095	₹ 1,44,389.49	₹ 25,916.12	0.00%	₹ 1,44,389.49	₹ 1,59,831.25	₹ -	₹ 7,219.47
85	MOULD FOR PFM CCWS 500-01	Roto	31-07-2009	23-Mar-21	11.65	10	5%	0.095	₹ 1,84,410.51	₹ 33,099.41	0.00%	₹ 1,84,410.51	₹ 2,04,132.33	₹ -	₹ 9,220.53
86	MOULD FOR PFM-WSCC-200-01	Roto	31-07-2009	23-Mar-21	11.65	10	5%	0.095	₹ 73,695.65	₹ 13,227.51	0.00%	₹ 73,695.65	₹ 81,577.05	₹ -	₹ 3,684.78
87	MOULD FOR PFM-CCWS- 300-01	Roto	31-08-2009	23-Mar-21	11.57	10	5%	0.095	₹ 1,15,892.23	₹ 21,908.77	0.00%	₹ 1,15,892.23	₹ 1,27,351.27	₹ -	₹ 5,794.61
88	MOULD FOR PFM-CCWS-20-01 S.S	Roto	17-08-2009	23-Mar-21	11.61	10	5%	0.095	₹ 1,16,274.11	₹ 21,967.12	0.00%	₹ 1,16,274.11	₹ 1,28,194.60	₹ -	₹ 5,813.71
89	MOULD FOR BMB 1-01	Roto	13-08-2009	23-Mar-21	11.62	10	5%	0.095	₹ 53,077.25	₹ 9,532.23	0.00%	₹ 53,077.25	₹ 58,574.02	₹ -	₹ 2,653.86
90	MOULD FOR PFM WSCC 150-01- (6 NOS.)	Roto	17-07-2009	23-Mar-21	11.69	10	5%	0.095	₹ 1,00,241.84	₹ 17,980.86	0.00%	₹ 1,00,241.84	₹ 1,11,327.49	₹ -	₹ 5,012.09
91	MOULD FOR PFM WSCC- 200-01	Roto	28-07-2009	23-Mar-21	11.66	10	5%	0.095	₹ 80,028.06	₹ 14,362.13	0.00%	₹ 80,028.06	₹ 88,649.16	₹ -	₹ 4,001.40
92	mould FOR PFM-WSCC	Roto	31-07-2009	23-Mar-21	11.65	10	5%	0.095	₹ 1,88,103.80	₹ 33,762.31	0.00%	₹ 1,88,103.80	₹ 2,08,220.60	₹ -	₹ 9,405.19
93	MOULD FOR BM 220-41	Roto	29-08-2009	23-Mar-21	11.57	10	5%	0.095	₹ 1,28,836.31	₹ 24,353.59	0.00%	₹ 1,28,836.31	₹ 1,41,642.29	₹ -	₹ 6,441.82
94	MOULD FOR PFM-GBR-2-01 WITH LID	Roto	18-08-2009	23-Mar-21	11.60	10	5%	0.095	₹ 8,567.25	₹ 1,618.68	0.00%	₹ 8,567.25	₹ 9,443.34	₹ -	₹ 428.36
95	MOULD FOR PFM-CCWS-75-01 SS	Roto	10-10-2009	23-Mar-21	11.46	10	5%	0.095	₹ 2,11,523.44	₹ 41,971.09	0.00%	₹ 2,11,523.44	₹ 2,30,236.02	₹ -	₹ 10,576.17
96	MOULD FOR PFM-GBR-10-01	Roto	10-11-2009	23-Mar-21	11.37	10	5%	0.095	₹ 36,068.85	₹ 7,504.80	0.00%	₹ 36,068.85	₹ 38,968.69	₹ -	₹ 1,803.44
97	MOULD -3 BMB 1-01 MOULD NO.3	Roto	31-12-2009	23-Mar-21	11.23	10	5%	0.095	₹ 2,26,719.30	₹ 51,480.19	0.00%	₹ 2,26,719.30	₹ 2,41,937.44	₹ -	₹ 11,335.97
98	MOULD FOR PFM- CCWS- 100-01 S.S	Roto	31-12-2009	23-Mar-21	11.23	10	5%	0.095	₹ 8,52,185.49	₹ 1,93,501.95	0.00%	₹ 8,52,185.49	₹ 9,09,386.98	₹ -	₹ 42,609.27
99	MOULD BMB-1-01	Roto	25-12-2009	23-Mar-21	11.25	10	5%	0.095	₹ 1,07,000.00	₹ 24,289.42	0.00%	₹ 1,07,000.00	₹ 1,14,349.29	₹ -	₹ 5,350.00
100	MOULD GBR-10-01 WITH M.S.CHANNEL RING	Roto	11-12-2009	23-Mar-21	11.29	10	5%	0.095	₹ 76,022.97	₹ 16,531.30	0.00%	₹ 76,022.97	₹ 81,521.62	₹ -	₹ 3,801.15

101	MOULD FOR PFM-CCWS-100-01 S.S	Roto	31-01-2010	23-Mar-21	11.15	10	5%	0.095	₹ 5,15,192.18	₹ 1,22,011.86	0.00%	₹ 5,15,192.18	₹ 5,45,616.75	₹ -	₹ 25,759.61
102	BMB 1-01 MOULD NO.5	Roto	31-01-2010	23-Mar-21	11.15	10	5%	0.095	₹ 2,17,590.14	₹ 51,531.40	0.00%	₹ 2,17,590.14	₹ 2,30,439.88	₹ -	₹ 10,879.51
103	BMB1-01 MOULD NO.7	Roto	25-02-2010	23-Mar-21	11.08	10	5%	0.095	₹ 1,12,128.75	₹ 27,544.05	0.00%	₹ 1,12,128.75	₹ 1,18,020.89	₹ -	₹ 5,606.44
104	BMB 1-01 MOULD NO.9	Roto	28-03-2010	23-Mar-21	10.99	10	5%	0.095	₹ 2,19,128.75	₹ 55,983.69	0.00%	₹ 2,19,128.75	₹ 2,28,875.48	₹ -	₹ 10,956.44
105	MOULD FOR PFM IWS-22-01	Roto	22-05-2010	23-Mar-21	10.84	10	5%	0.095	₹ 75,758.25	₹ 20,824.29	0.00%	₹ 75,758.25	₹ 78,043.45	₹ -	₹ 3,787.91
106	MOULD FOR PFM WSCC-70-01 S.S	Roto	31-05-2010	23-Mar-21	10.82	10	5%	0.095	₹ 4,78,486.08	₹ 1,31,577.67	0.00%	₹ 4,78,486.08	₹ 4,91,798.48	₹ -	₹ 23,924.30
107	MOULD FOR PFM CCWS 50-02 S.S.	Roto	31-05-2010	23-Mar-21	10.82	10	5%	0.095	₹ 3,06,051.62	₹ 84,160.46	0.00%	₹ 3,06,051.62	₹ 3,14,566.56	₹ -	₹ 15,302.58
108	MOULD FOR PFM CCWS	Roto	26-06-2010	23-Mar-21	10.75	10	5%	0.095	₹ 1,48,069.02	₹ 42,135.48	0.00%	₹ 1,48,069.02	₹ 1,51,186.58	₹ -	₹ 7,403.45
109	MOULD FOR PFM CLBV-3-01	Roto	30-06-2010	23-Mar-21	10.74	10	5%	0.095	₹ 29,851.55	₹ 8,496.23	0.00%	₹ 29,851.55	₹ 30,448.99	₹ -	₹ 1,492.58
110	MOULD FOR PFM-IWS-27-01	Roto	29-07-2010	23-Mar-21	10.66	10	5%	0.095	₹ 1,11,815.70	₹ 32,938.43	0.00%	₹ 1,11,815.70	₹ 1,13,209.57	₹ -	₹ 5,590.79
111	MOULD FOR PFM CCWS	Roto	31-08-2010	23-Mar-21	10.57	10	5%	0.095	₹ 83,482.03	₹ 25,430.87	0.00%	₹ 83,482.03	₹ 83,805.67	₹ -	₹ 4,174.10
112	MOULD FOR PFM WSCC 1000-01	Roto	29-11-2010	23-Mar-21	10.32	10	5%	0.095	₹ 2,63,638.15	₹ 88,118.53	0.00%	₹ 2,63,638.15	₹ 2,58,484.57	₹ 5,153.58	₹ 13,181.91
113	MOULD FOR PFM- ISI LID FOR 1000 LTR TWL TANK	Roto	21-11-2010	23-Mar-21	10.34	10	5%	0.095	₹ 57,653.00	₹ 19,263.38	0.00%	₹ 57,653.00	₹ 56,646.05	₹ 1,006.95	₹ 2,882.65
114	MOULD FOR PFM GBR	Roto	09-11-2010	23-Mar-21	10.38	10	5%	0.095	₹ 1,83,423.24	₹ 59,535.40	0.00%	₹ 1,83,423.24	₹ 1,80,792.50	₹ 2,630.74	₹ 9,171.16
115	MOULD FOR PFM & M.S. CHANNEL RING DIA	Roto	26-02-2011	23-Mar-21	10.08	10	5%	0.095	₹ 1,76,054.68	₹ 64,052.06	0.00%	₹ 1,76,054.68	₹ 1,68,534.97	₹ 7,519.71	₹ 8,802.73
116	MOULD FOR PFM GBR	Roto	31-01-2011	23-Mar-21	10.15	10	5%	0.095	₹ 42,836.25	₹ 15,190.27	0.00%	₹ 42,836.25	₹ 41,296.49	₹ 1,539.76	₹ 2,141.81
117	MOULD FOR PFM CCWS	Roto	21-03-2011	23-Mar-21	10.01	10	5%	0.095	₹ 2,68,601.00	₹ 1,00,444.10	0.00%	₹ 2,68,601.00	₹ 2,55,520.50	₹ 13,080.50	₹ 13,430.05
118	MOULD FOR PFM IWS	Roto	30-04-2011	23-Mar-21	9.90	10	5%	0.095	₹ 53,279.75	₹ 20,460.97	0.00%	₹ 53,279.75	₹ 50,130.41	₹ 3,149.34	₹ 2,676.94
119	MOULD FOR PFM WSCC 500-01	Roto	21-07-2011	23-Mar-21	9.68	10	5%	0.095	₹ 1,61,179.35	₹ 66,810.11	0.00%	₹ 1,61,179.35	₹ 1,48,212.14	₹ 12,967.21	₹ 11,022.13
120	MOULD FOR PFM CCWS 300-01	Roto	11-07-2011	23-Mar-21	9.71	10	5%	0.095	₹ 2,26,719.00	₹ 91,707.40	0.00%	₹ 2,26,719.00	₹ 2,09,069.08	₹ 17,649.92	₹ 15,002.43
121	MOULD FOR PFM WSCC 70-01 S.S.	Roto	14-08-2011	23-Mar-21	9.61	10	5%	0.095	₹ 3,86,578.94	₹ 1,60,394.79	0.00%	₹ 3,86,578.94	₹ 3,53,063.08	₹ 33,515.86	₹ 28,488.48
122	MOULD FOR PFM ISI LID FOR 5000 LTR TANK POCKET	Roto	31-07-2011	23-Mar-21	9.65	10	5%	0.095	₹ 13,625.75	₹ 5,650.24	0.00%	₹ 13,625.75	₹ 12,494.07	₹ 1,131.68	₹ 961.93
123	MOULD FOR PFM CCWS	Roto	25-08-2011	23-Mar-21	9.58	10	5%	0.095	₹ 1,67,427.65	₹ 71,150.24	0.00%	₹ 1,67,427.65	₹ 1,52,432.55	₹ 14,995.10	₹ 12,745.83
124	MOULD FOR PFM IWS	Roto	11-09-2011	23-Mar-21	9.54	10	5%	0.095	₹ 1,40,288.16	₹ 59,657.52	0.00%	₹ 1,40,288.16	₹ 1,27,102.99	₹ 13,185.17	₹ 11,207.39
				TOTAL					**₹ 3,21,35,747.92**	**₹ 1,41,53,809.74**		**₹ 3,21,35,747.92**	**₹ 2,92,69,268.05**	**₹ 63,16,209.52**	**₹ 61,23,294.05**

ENCLOSURE-E: VALUATION OF ELECTRICAL MACHINERY & EQUIPMENT PERTAINING TO M/S. SINTEX BAPL LIMITED, PLOT NO. 40P & 41, ULUBERIA INDUSTRIAL GROWTH CENTER, P.O BIRSHIBPUR, PS. ULUBERIA, HOWRAH-711315

Sr. No.	Description of Assets	Date of Capitalization	Date of Valuation	Life Consumed (Years)	Estimated Economic life of the Assets (Years)	Salvage Value	Depreciation Factor	Cost of Capitalization	End Book Value	Estimated Reproduction Cost of the Asset *(as per WPI Index)*	Depreciation	Depreciated Value	Current Depreciated Market Value
1	ELECTRIC MACHINERY	01-04-1991	23-Mar-21	30.00	20	5%	0.048	₹ 7,79,887.49	₹ 38,994.37	₹ 7,79,887.49	₹ 11,11,238.18	₹ -	₹ 38,994.37
2	100HP Derive schniden/Heavy duty	31-07-2019	23-Mar-21	1.65	15	5%	0.063	₹ 1,65,719.00	₹ 1,59,582.10	₹ 1,65,719.00	₹ 17,281.69	₹ 1,48,437.31	₹ 1,33,593.58
3	Electric Installation	01-04-1991	23-Mar-21	30.00	20	5%	0.048	₹ 3,48,427.08	₹ 17,421.35	₹ 3,48,427.08	₹ 4,96,463.25	₹ -	₹ 17,421.35
4	Electric Installation	01-04-1992	23-Mar-21	28.99	20	5%	0.048	₹ 45,812.70	₹ 2,290.64	₹ 45,812.70	₹ 63,095.07	₹ -	₹ 2,290.64
5	Electric Installation	01-04-2005	23-Mar-21	15.99	20	5%	0.048	₹ 2,79,759.00	₹ 92,804.41	₹ 2,79,759.00	₹ 2,12,434.81	₹ 67,324.19	₹ 60,591.78
6	SUPPLY OF 3 PHASE 4 WIRE KWH METER OF L&T MAKE	01-04-2016	23-Mar-21	4.98	20	5%	0.048	₹ 10,800.00	₹ 9,260.98	₹ 10,800.00	₹ 2,553.76	₹ 8,246.24	₹ 7,421.62
7	INSPECTION ,TRANSPORTATION & CONSULTANCY FEES	01-04-2016	23-Mar-21	4.98	20	5%	0.048	₹ 14,000.00	₹ 12,004.99	₹ 14,000.00	₹ 3,310.42	₹ 10,689.58	₹ 9,620.62
8	FITNESS TEST OF 1500 KVA OIL TRANSFORMER	01-04-2016	23-Mar-21	4.98	20	5%	0.048	₹ 25,000.00	₹ 21,437.46	₹ 25,000.00	₹ 5,911.47	₹ 19,088.53	₹ 17,179.67
9	SUPPLY OF HEAT SHRINKABLE JOINTING KIT OF 3CORE	01-06-2016	23-Mar-21	4.81	20	5%	0.048	₹ 1,16,960.00	₹ 1,00,912.00	₹ 1,16,960.00	₹ 26,727.76	₹ 90,232.24	₹ 81,209.01
10	CONSULTING CHARGES FOR ELECTRICAL EXTENTION JOB	01-06-2016	23-Mar-21	4.81	20	5%	0.048	₹ 2,70,000.00	₹ 2,32,953.46	₹ 2,70,000.00	₹ 61,700.55	₹ 2,08,299.45	₹ 1,87,469.51
11	CONSULTING CHARGES FOR DISMANTLING & DISCONNECTIN	01-06-2016	23-Mar-21	4.81	20	5%	0.048	₹ 1,41,780.00	₹ 1,22,326.45	₹ 1,41,780.00	₹ 32,399.64	₹ 1,09,380.36	₹ 98,442.32
12	TRANSFER TAP CHARNGE WIDING MAT	01-11-2015	23-Mar-21	5.39	20	5%	0.048	₹ 6,41,823.00	₹ 5,41,918.59	₹ 6,41,823.00	₹ 1,64,460.55	₹ 4,77,362.45	₹ 4,29,626.21
13	TERMINATION OF CABLE & INSTALLATION OF TRANSFORME	02-07-2009	23-Mar-21	11.73	20	5%	0.048	₹ 60,000.00	₹ 30,084.28	₹ 60,000.00	₹ 33,434.79	₹ 26,565.21	₹ 23,908.68
14	HAIDRA FOR CABLE ERECTION WORKFOR	07-07-2016	23-Mar-21	4.71	20	5%	0.048	₹ 40,075.00	₹ 34,683.13	₹ 40,075.00	₹ 8,970.21	₹ 31,104.79	₹ 27,994.31
15	APP MAKE 11KV VCB INDOOR PANEL 400A	11-06-2009	23-Mar-21	11.79	20	5%	0.048	₹ 6,35,000.00	₹ 3,16,183.30	₹ 6,35,000.00	₹ 3,55,586.95	₹ 2,79,413.05	₹ 2,51,471.74
16	L.T. PANEL WITH 1250A ACB	11-06-2009	23-Mar-21	11.79	10	5%	0.095	₹ 3,58,256.00	₹ 1,78,385.15	₹ 3,58,256.00	₹ 4,01,232.00	₹ -	₹ 17,912.80
17	APP MAKE 325KVAR CAPACITOR AUTOMATIC POWER FACTOR	13-08-2012	23-Mar-21	8.61	20	5%	0.048	₹ 3,00,000.00	₹ 1,92,830.99	₹ 3,00,000.00	₹ 1,22,745.21	₹ 1,77,254.79	₹ 1,59,529.32
18	3.5 CORE IND. ALU.ARM CABLE	15-11-2016	23-Mar-21	4.35	20	5%	0.048	₹ 15,22,857.00	₹ 13,34,339.61	₹ 15,22,857.00	₹ 3,14,908.05	₹ 12,07,948.95	₹ 10,87,154.05
19	VARIOUS TYPE OF ind. ALUM. CABLE	17-03-2012	23-Mar-21	9.02	20	5%	0.048	₹ 4,43,161.95	₹ 2,77,753.53	₹ 4,43,161.95	₹ 1,89,913.11	₹ 2,53,248.84	₹ 2,27,923.96
20	PANEL BOARD (2 NOS.)	20-04-2012	23-Mar-21	8.93	10	5%	0.095	₹ 4,30,574.00	₹ 2,71,532.86	₹ 4,30,574.00	₹ 3,65,227.02	₹ 65,346.98	₹ 58,812.28
21	SIEMENS MAKE O/L/RELAY	25-01-2016	23-Mar-21	5.16	10	5%	0.095	₹ 2,530.50	₹ 2,156.57	₹ 2,530.50	₹ 1,240.85	₹ 1,289.65	₹ 1,160.69
22	POWER CONTACTOR & C.I.COIL PURPOSE	25-01-2016	23-Mar-21	5.16	20	5%	0.048	₹ 12,130.50	₹ 10,338.01	₹ 12,130.50	₹ 2,974.13	₹ 9,156.37	₹ 8,240.73
23	SIEMENS MAKE 3TF 50 CONTACOTR & 220 VOLT	25-01-2016	23-Mar-21	5.16	20	5%	0.048	₹ 9,570.50	₹ 8,156.30	₹ 9,570.50	₹ 2,346.48	₹ 7,224.02	₹ 6,501.62
24	SIEMENS MAKE OVERLOAD RELAY 3UA	25-01-2016	23-Mar-21	5.16	20	5%	0.048	₹ 2,904.75	₹ 2,475.52	₹ 2,904.75	₹ 712.18	₹ 2,192.57	₹ 1,973.31
25	NEW LIGHT WORKS AT FACTORY GODOWN	04-12-2018	23-Mar-21	2.30	20	5%	0.048	₹ 4,91,000.00	₹ 4,62,650.18	₹ 4,91,000.00	₹ 53,673.70	₹ 4,37,326.30	₹ 3,93,593.67
			TOTAL					**₹ 71,48,028.47**	**₹ 44,73,476.23**	**₹ 71,48,028.47**	**₹ 40,50,541.83**	**₹ 36,37,131.86**	**₹ 33,50,037.84**

Techno Engineering Consultants Pvt. Ltd.

ENCLOSURE-F: VALUATION OF COMPUTER EQUIPMENT PERTAINING TO M/S. SINTEX BAPL LIMITED, PLOT NO. 40P & 41, ULUBERIA INDUSTRIAL GROWTH CENTER, P.O BIRSHIBPUR, PS. ULUBERIA, HOWRAH-711315

Sr. No.	Description of Assets	Date of Capitalization	Date of Valuation	Life Consumed (Years)	Estimated Economic life of the Assets (Years)	Salvage Value	Depreciation Factor	Cost of Capitalization	End Book Value	Estimated Reproduction Cost of the Asset *(as per WPI Index)*	Depreciation	Depreciated Value	Current Depreciated Market Value
1	COMPUTER-1	01-04-2000	23-Mar-21	20.99	3	5%	0.317	₹ 59,180.00	₹ 2,959.00	₹ 59,180.00	₹ 3,93,341.63	₹ -	₹ 2,959.00
2	COMPUTER-2	01-04-2001	23-Mar-21	19.99	3	5%	0.317	₹ 1,26,100.00	₹ 6,305.00	₹ 1,26,100.00	₹ 7,98,195.73	₹ -	₹ 6,305.00
3	COMPUTER-3	01-04-2002	23-Mar-21	18.99	3	5%	0.317	₹ 44,350.00	₹ 2,217.50	₹ 44,350.00	₹ 2,66,685.26	₹ -	₹ 2,217.50
4	COMPUTER-4	01-04-2003	23-Mar-21	17.99	3	5%	0.317	₹ 31,500.00	₹ 1,575.00	₹ 31,500.00	₹ 1,79,440.68	₹ -	₹ 1,575.00
5	COMPUTER-5	01-04-2005	23-Mar-21	15.99	3	5%	0.317	₹ 25,792.00	₹ 1,289.60	₹ 25,792.00	₹ 1,30,567.58	₹ -	₹ 1,289.60
6	HP NOTE BOOK	01-07-2006	23-Mar-21	14.74	3	5%	0.317	₹ 1,06,600.00	₹ 5,330.00	₹ 1,06,600.00	₹ 4,97,471.53	₹ -	₹ 5,330.00
7	SAMSUNG PRINTER - 3310 DN (1 NOS.)	02-02-2013	23-Mar-21	8.14	3	5%	0.317	₹ 17,000.00	₹ 850.00	₹ 17,000.00	₹ 43,818.86	₹ -	₹ 850.00
8	EPSON FX 20175 DOT MATRIX PRINTER	03-07-2015	23-Mar-21	5.73	3	5%	0.317	₹ 12,000.00	₹ 600.00	₹ 12,000.00	₹ 21,758.90	₹ -	₹ 600.00
9	NEW COMP FOR KOLKATA OFFICE(ECS 1.M.B.,	04-04-2015	23-Mar-21	5.97	3	5%	0.317	₹ 18,000.00	₹ 900.00	₹ 18,000.00	₹ 34,043.84	₹ -	₹ 900.00
10	DOT MATRIX PRINTER (EPSON FX-2175)	04-11-2010	23-Mar-21	10.39	3	5%	0.317	₹ 11,336.00	₹ 566.80	₹ 11,336.00	₹ 37,293.89	₹ -	₹ 566.80
11	LAPTOP HP PAVILLION	05-08-2010	23-Mar-21	10.64	3	5%	0.317	₹ 34,000.00	₹ 1,700.00	₹ 34,000.00	₹ 1,14,539.63	₹ -	₹ 1,700.00
12	LED MONITOR 18.5" (1 NOS.) (MAKE : LG)	05-09-2012	23-Mar-21	8.55	3	5%	0.317	₹ 6,240.00	₹ 312.00	₹ 6,240.00	₹ 16,896.15	₹ -	₹ 312.00
13	PENTIUM 4-3ghz INTEL PROCESSOR INTEL MOTHERB	05-12-2006	23-Mar-21	14.31	3	5%	0.317	₹ 16,160.00	₹ 808.00	₹ 16,160.00	₹ 73,212.92	₹ -	₹ 808.00
14	NEW COMPUTER SYSTEM FOR CLPJ. OFFICE	07-09-2011	23-Mar-21	9.55	3	5%	0.317	₹ 18,564.00	₹ 928.20	₹ 18,564.00	₹ 56,128.55	₹ -	₹ 928.20
15	NEW COMPUTER SYSTEM	11-05-2011	23-Mar-21	9.87	3	5%	0.317	₹ 45,708.00	₹ 2,285.40	₹ 45,708.00	₹ 1,42,917.85	₹ -	₹ 2,285.40
16	UPS 600 VA INTEX/EXTENSION POWER COM RACK/NETWORK	11-05-2014	23-Mar-21	6.87	3	5%	0.317	₹ 13,500.00	₹ 675.00	₹ 13,500.00	₹ 29,374.52	₹ -	₹ 675.00
17	LASER PRINTER	12-08-2007	23-Mar-21	13.62	3	5%	0.317	₹ 17,160.00	₹ 858.00	₹ 17,160.00	₹ 74,021.50	₹ -	₹ 858.00
18	NEW COMP SYS (1 NOS.) & WIN 7 PRO OEM	12-08-2012	23-Mar-21	8.62	3	5%	0.317	₹ 24,600.00	₹ 1,230.00	₹ 24,600.00	₹ 67,122.05	₹ -	₹ 1,230.00
19	NEW DESKTOP COMPUTER SYSTEM FOR ULUBERIA FACTORY	12-11-2016	23-Mar-21	4.36	3	5%	0.317	₹ 23,100.00	₹ 1,155.00	₹ 23,100.00	₹ 31,905.42	₹ -	₹ 1,155.00
20	DESKTOP PENTIUM.	14-11-2006	23-Mar-21	14.36	3	5%	0.317	₹ 42,000.00	₹ 2,100.00	₹ 42,000.00	₹ 1,91,046.30	₹ -	₹ 2,100.00
21	BROADBAND ROUTER,MODEM,PORT SWITCH	14-11-2011	23-Mar-21	9.36	3	5%	0.317	₹ 23,774.00	₹ 1,188.70	₹ 23,774.00	₹ 70,478.51	₹ -	₹ 1,188.70
22	HP PRESARIO LT COUS (LAPTOP)	16-03-2009	23-Mar-21	12.03	3	5%	0.317	₹ 33,077.00	₹ 1,653.85	₹ 33,077.00	₹ 1,25,979.57	₹ -	₹ 1,653.85
23	NEW PRINTER FOR KOLKATA OFFICE	17-08-2010	23-Mar-21	10.61	3	5%	0.317	₹ 23,140.00	₹ 1,157.00	₹ 23,140.00	₹ 77,713.42	₹ -	₹ 1,157.00
24	DESKTOP COMP (INTEL 2.8GHZ,PROCESSOR 2GB RAM,	17-08-2015	23-Mar-21	5.60	3	5%	0.317	₹ 20,500.00	₹ 1,025.00	₹ 20,500.00	₹ 36,371.12	₹ -	₹ 1,025.00
25	PENTIUM 4-INTEL PROCESSOR,MOTHERBOARD.	17-11-2006	23-Mar-21	14.36	3	5%	0.317	₹ 76,087.00	₹ 3,804.35	₹ 76,087.00	₹ 3,45,900.54	₹ -	₹ 3,804.35
26	DESKTOP COMP SYS 2.80 GHZ D-CORE, 2GB RAM,	18-05-2014	23-Mar-21	6.85	3	5%	0.317	₹ 22,550.00	₹ 1,127.50	₹ 22,550.00	₹ 48,929.38	₹ -	₹ 1,127.50
27	NEW COMP INTERL2.8GHZ,PROCESSOR, 2GB,RAM500GB	19-04-2015	23-Mar-21	5.93	3	5%	0.317	₹ 20,350.00	₹ 1,017.50	₹ 20,350.00	₹ 38,223.62	₹ -	₹ 1,017.50
28	PRINTER	21-04-2006	23-Mar-21	14.93	3	5%	0.317	₹ 10,608.00	₹ 530.40	₹ 10,608.00	₹ 50,157.92	₹ -	₹ 530.40
29	PENTIUM 4 PROSSIOR	22-05-2006	23-Mar-21	14.85	3	5%	0.317	₹ 29,640.00	₹ 1,482.00	₹ 29,640.00	₹ 1,39,349.96	₹ -	₹ 1,482.00
30	INTEL PENTIUM DESKTOP COMPUTER	22-09-2010	23-Mar-21	10.51	3	5%	0.317	₹ 19,240.00	₹ 962.00	₹ 19,240.00	₹ 64,014.73	₹ -	₹ 962.00
31	DESKTOP COMPUTER SYSTEM NEW FOR SECURITY MAIN GATE	25-09-2016	23-Mar-21	4.49	3	5%	0.317	₹ 23,100.00	₹ 1,155.00	₹ 23,100.00	₹ 32,867.40	₹ -	₹ 1,155.00
32	NEW COMPUTAR SYSTEM PURCHASE FOR KOLKATA OFFICE	26-11-2011	23-Mar-21	9.33	3	5%	0.317	₹ 22,650.00	₹ 1,132.50	₹ 22,650.00	₹ 66,910.58	₹ -	₹ 1,132.50
33	INTEL DESKTOP COMPUTER	27-09-2010	23-Mar-21	10.49	3	5%	0.317	₹ 19,240.00	₹ 962.00	₹ 19,240.00	₹ 63,931.27	₹ -	₹ 962.00
34	DOR MATRIX PRINTER ESPON FX-2175	30-09-2011	23-Mar-21	9.48	3	5%	0.317	₹ 11,908.00	₹ 595.40	₹ 11,908.00	₹ 35,766.41	₹ -	₹ 595.40
35	COMPUTER	31-05-2007	23-Mar-21	13.82	3	5%	0.317	₹ 38,300.00	₹ 1,915.00	₹ 38,300.00	₹ 1,67,636.83	₹ -	₹ 1,915.00
36	NEW LAPTOP PURCHASE FROM KOLKATA OFFICE	31-10-2011	23-Mar-21	9.40	3	5%	0.317	₹ 21,268.00	₹ 1,063.40	₹ 21,268.00	₹ 63,307.75	₹ -	₹ 1,063.40

37	HP 1020 LASER PRINTER (S/N-CNCH973625)	01-02-2018	23-Mar-21	3.14	3	5%	0.317	₹ 8,950.00	₹ 1,401.81	₹ 8,950.00	₹ 8,898.51	₹ 51.49	₹ 447.50
38	DESKTOP COMPUTER SYSTEM (INTEL CORE 2DUE PROCESSOR	20-12-2017	23-Mar-21	3.26	3	5%	0.317	₹ 42,000.00	₹ 5,007.91	₹ 42,000.00	₹ 43,325.21	₹ -	₹ 2,100.00
39	CANON-IXUS 190	10-02-2018	23-Mar-21	3.12	3	5%	0.317	₹ 8,300.00	₹ 1,364.94	₹ 8,300.00	₹ 8,187.44	₹ 112.56	₹ 415.00
40	COMPUTER DESKTOP	10-08-2018	23-Mar-21	2.62	3	5%	0.317	₹ 21,000.00	₹ 6,754.99	₹ 21,000.00	₹ 17,417.53	₹ 3,582.47	₹ 3,224.22
41	Laptop Lenovo IP +WINPRO	29-11-2018	23-Mar-21	2.32	3	5%	0.317	₹ 34,650.34	₹ 14,484.75	₹ 34,650.34	₹ 25,402.34	₹ 9,248.00	₹ 8,323.20
			TOTAL					**₹ 12,23,222.34**	**₹ 84,430.50**	**₹ 12,23,222.34**	**₹ 47,30,552.83**	**₹ 12,994.52**	**₹ 68,926.02**

ENCLOSURE-G VALUATION OF FURNITURES & FIXTURES PERTAINING TO M/S. SINTEX BAPL LIMITED, PLOT NO. 40P & 41, ULUBERIA INDUSTRIAL GROWTH CENTER, P.O BIRSHIBPUR, PS. ULUBERIA, HOWRAH-711315

Sr. No.	Description of Assets	Date of Capitalization	Date of Valuation	Life Consumed (Years)	Estimated Economic life of the Assets (Years)	Salvage Value	Depreciation Factor	Cost of Capitalization	End Book Value	Depreciation	Depreciated Value	Current Depreciated Market Value
1	FURNITURE	01-04-1991	23-Mar-21	30.00	7	5%	0.136	₹ 15,807.98	₹ 790.40	₹ 64,355.18	₹ -	₹ 790.40
2	FILE CABINET	01-04-2010	23-Mar-21	10.98	10	5%	0.095	₹ 14,108.00	₹ 705.40	₹ 14,720.83	₹ -	₹ 705.40
3	CHAIR	01-08-2007	23-Mar-21	13.65	3	5%	0.317	₹ 16,000.00	₹ 800.00	₹ 69,170.41	₹ -	₹ 800.00
4	MESH MEDIUM BACK CHAIR QT.3NO	03-02-2015	23-Mar-21	6.14	3	5%	0.317	₹ 12,000.00	₹ 2,425.09	₹ 23,320.55	₹ -	₹ 600.00
5	MESH MEDIUM BACK CHAIR WITH HEAD REST & MESH	03-02-2015	23-Mar-21	6.14	3	5%	0.317	₹ 33,400.00	₹ 6,749.80	₹ 64,908.86	₹ -	₹ 1,670.00
6	FURNITURE	31-05-2006	23-Mar-21	14.82	7	5%	0.136	₹ 47,311.87	₹ 2,365.59	₹ 95,170.00	₹ -	₹ 2,365.59
	TOTAL							₹ **1,38,627.85**	₹ **13,836.28**	₹ **3,31,645.83**	₹ -	₹ **6,931.39**

ENCLOSURE-H: VALUATION OF PERTAINING MOTOR VEHICLE TO M/S. SINTEX BAPL LIMITED, PLOT NO. 40P & 41, ULUBERIA INDUSTRIAL GROWTH CENTER, P.O BIRSHIBPUR, PS. ULUBERIA, HOWRAH-711315

Sr. No.	Description of Assets	Date of Capitalization	Date of Valuation	Life Consumed (Years)	Estimated Economic life of the Assets (Years)	Salvage Value	Depreciation Factor	Cost of Capitalization	End Book Value	% Inflation	Estimated Reproduction Cost of the Asset *(as per WPI Index)*	Depreciation	Depreciated Value	Current Depreciated Market Value
1	TATA SUMO WB42Q 3385	01-09-2010	23-Mar-21	10.56	10	5%	0.095	₹ 5,75,385.00	₹ 28,769.25	0.00%	₹ 5,75,385.00	₹ 5,77,465.84	₹ -	₹ 28,769.25
2	CHEVROLET BEAT 1. PS/L.BEIGE	30-08-2013	23-Mar-21	7.57	10	5%	0.095	₹ 5,08,689.00	₹ 38,244.24	0.00%	₹ 5,08,689.00	₹ 3,65,684.68	₹ 1,43,004.32	₹ 1,14,403.46
3	BAJAJ SCOOTER	31-03-2006	23-Mar-21	14.99	10	5%	0.095	₹ 19,665.00	₹ 983.25	0.00%	₹ 19,665.00	₹ 28,002.15	₹ -	₹ 983.25
			TOTAL					₹ **11,03,739.00**	₹ **67,996.74**		₹ **11,03,739.00**	₹ **9,71,152.67**	₹ **1,43,004.32**	₹ **1,44,155.96**

Engineering Consultants Pvt. Ltd. R.K. Associates Valuers & Techno

ENCLOSURE-I: VALUATION OF SOFTWARES PERTAINING TO M/S. SINTEX BAPL LIMITED, PLOT NO. 40P & 41, ULUBERIA INDUSTRIAL GROWTH CENTER, P.O BIRSHIBPUR, PS. ULUBERIA, HOWRAH-711315													
Sr. No.	Description of Assets	Date of Capitalization	Date of Valuation	Life Consumed (Years)	Estimated Economic life of the Assets (Years)	Salvage Value	Depreciation Factor	Cost of Capitalization	End Book Value	Depreciation	Depreciated Value	Current Depreciated Market Value
1	TALLY ERP9 MULTI USER GOLD PACK	28-08-2015	23-Mar-21	5.57	3	5%	0.317	₹ 50,500.00	₹ 6,429.92	₹ 89,115.21	₹ -	₹ -
2	OFFICESTD 2016 SNGL OLP NL	22-09-2017	23-Mar-21	3.50	3	5%	0.317	₹ 79,650.00	₹ 33,888.70	₹ 88,313.30	₹ -	₹ -
3	WINPRO+office 2016 std	15-03-2019	23-Mar-21	2.02	3	5%	0.317	₹ 11,830.00	₹ 8,352.98	₹ 7,584.70	₹ 4,245.30	₹ -
			TOTAL					₹ 1,41,980.00	₹ 48,671.60	₹ 1,85,013.21	₹ 4,245.30	₹ -

Techno Engineering Consultants Pvt. Ltd. R K Associates Valuers

ENCLOSURE-J: VALUATION OF DEAD STOCK PERTAINING TO M/S. SINTEX BAPL LIMITED, PLOT NO. 40P & 41, ULUBERIA INDUSTRIAL GROWTH CENTER, P.O BIRSHIBPUR, PS. ULUBERIA, HOWRAH-711315

Sr. No.	Description of Assets	Date of Capitalization	Date of Valuation	Life Consumed (Years)	Estimated Economic life of the Assets (Years)	Salvage Value	Depreciation Factor	Cost of Capitalization	End Book Value	Estimated Reproduction Cost of the Asset *(as per WPI Index)*	Depreciation	Depreciated Value	Current Depreciated Market Value
1	CCTV CAMER INSTALLTION	01-01-2014	23-Mar-21	7.23	3	5%	0.317	₹ 24,260.00	₹ 1,213.00	₹ 24,260.00	₹ 55,523.27	₹ -	₹ 1,213.00
2	IR DOME CAMERA CABLING & INSTALLATION	01-01-2014	23-Mar-21	7.23	3	5%	0.317	₹ 1,22,250.00	₹ 6,112.50	₹ 1,22,250.00	₹ 2,79,790.62	₹ -	₹ 6,112.50
3	DEAD-STOCK	01-04-1991	23-Mar-21	30.00	3	5%	0.317	₹ 3,54,408.62	₹ 17,720.43	₹ 3,54,408.62	₹ 33,66,574.41	₹ -	₹ 17,720.43
4	FAX_MACHINE	01-12-2007	23-Mar-21	13.32	3	5%	0.317	₹ 24,256.00	₹ 1,212.80	₹ 24,256.00	₹ 1,02,294.97	₹ -	₹ 1,212.80
5	SAMSUNG REF RR J21045E	02-04-2015	23-Mar-21	5.98	3	5%	0.317	₹ 12,200.00	₹ 610.00	₹ 12,200.00	₹ 23,095.32	₹ -	₹ 610.00
6	ELECTRICAL CABIN FAN FOR FACTORY SHED	05-05-2016	23-Mar-21	4.88	3	5%	0.317	₹ 9,249.75	₹ 694.57	₹ 9,249.75	₹ 14,308.39	₹ -	₹ 462.49
7	CCTV CAMERA,BULLET CAMERA, DOME CAMERA WITH FITT.S	09-07-2013	23-Mar-21	7.71	3	5%	0.317	₹ 98,700.00	₹ 4,935.00	₹ 98,700.00	₹ 2,40,963.21	₹ -	₹ 4,935.00
8	AIR COOLED COMPACT WATER CHILLER	09-10-2011	23-Mar-21	9.46	15	5%	0.063	₹ 3,55,302.00	₹ 17,765.10	₹ 3,55,302.00	₹ 2,12,879.44	₹ 1,42,422.56	₹ 17,765.10
9	WATER COOLER	10-09-2010	23-Mar-21	10.54	5	5%	0.190	₹ 40,226.25	₹ 2,011.31	₹ 40,226.25	₹ 80,554.99	₹ -	₹ 2,011.31
10	SHARP AH-X13PET WHITE/SHARP AC AU-X13PET	16-03-2014	23-Mar-21	7.02	6	5%	0.158	₹ 57,292.58	₹ 2,864.63	₹ 57,292.58	₹ 63,722.95	₹ -	₹ 2,864.63
11	BLUE STAR MAKE WATER COOLER	19-12-2007	23-Mar-21	13.27	5	5%	0.190	₹ 56,100.00	₹ 2,805.00	₹ 56,100.00	₹ 1,41,428.87	₹ -	₹ 2,805.00
12	COOLER CUM PURIFIER	21-11-2015	23-Mar-21	5.34	5	5%	0.190	₹ 86,000.00	₹ 4,737.96	₹ 86,000.00	₹ 87,251.12	₹ -	₹ 4,300.00
13	ATTENDANCE RECORDING MACHINE (FACE SCANERE)	23-09-2014	23-Mar-21	6.50	3	5%	0.317	₹ 23,500.00	₹ 1,175.00	₹ 23,500.00	₹ 48,381.03	₹ -	₹ 1,175.00
14	DAIKIN 1.0 TON SPLIT AC FTKP35PRV16	24-04-2015	23-Mar-21	5.92	6	5%	0.158	₹ 41,500.00	₹ 2,152.95	₹ 41,500.00	₹ 38,884.93	₹ 2,615.07	₹ 2,075.00
15	PEDESTAL 16 CABIN FAN	27-07-2016	23-Mar-21	4.66	5	5%	0.190	₹ 10,591.00	₹ 935.89	₹ 10,591.00	₹ 9,372.31	₹ 1,218.69	₹ 529.55
16	DAIKIN 1.8 TON INVERTER AC FTKP60PRV16	30-04-2015	23-Mar-21	5.90	6	5%	0.158	₹ 1,25,800.00	₹ 6,593.76	₹ 1,25,800.00	₹ 1,17,545.45	₹ 8,254.55	₹ 6,290.00
17	AQUA GUARD COMPACT QTY.1	30-05-2016	23-Mar-21	4.82	5	5%	0.190	₹ 8,690.00	₹ 686.51	₹ 8,690.00	₹ 7,952.42	₹ 737.58	₹ 434.50
18	SYNTEL NEOS 3S EPABX SYS & 30PAIR MDF BOX	30-11-2015	23-Mar-21	5.32	3	5%	0.317	₹ 20,400.00	₹ 1,142.76	₹ 20,400.00	₹ 34,335.34	₹ -	₹ 1,020.00
19	COPPER PIPE & AC INSTALLATION TUBE	31-05-2015	23-Mar-21	5.82	5	5%	0.190	₹ 3,000.00	₹ 166.01	₹ 3,000.00	₹ 3,315.37	₹ -	₹ 150.00
20	Scanners	20-09-2017	23-Mar-21	3.51	3	5%	0.317	₹ 1,19,800.00	₹ 22,697.90	₹ 1,19,800.00	₹ 1,33,038.17	₹ -	₹ 5,990.00
21	ZEBRA ZT410 PRINTER, PART NO-ZT41042-T0G0000Z)203	20-09-2017	23-Mar-21	3.51	3	5%	0.317	₹ 74,500.00	₹ 14,115.14	₹ 74,500.00	₹ 82,732.42	₹ -	₹ 3,725.00
22	water purifier with iron guard machine	01-07-2017	23-Mar-21	3.73	5	5%	0.190	₹ 23,280.00	₹ 3,804.15	₹ 23,280.00	₹ 16,493.08	₹ 6,786.92	₹ 1,164.00
23	water cooler 40/80ltr	28-08-2017	23-Mar-21	3.57	5	5%	0.190	₹ 27,005.00	₹ 4,911.29	₹ 27,005.00	₹ 18,316.79	₹ 8,688.21	₹ 1,350.25
24	HD CC Camera	03-11-2018	23-Mar-21	2.39	3	5%	0.317	₹ 4,29,890.00	₹ 1,67,077.46	₹ 4,29,890.00	₹ 3,24,851.58	₹ 1,05,038.42	₹ 21,494.50
25	BLUE STAR WATER COOLER 60LTR/80LTR (8000001976)	24-04-2019	23-Mar-21	1.92	5	5%	0.190	₹ 27,118.64	₹ 13,881.76	₹ 27,118.64	₹ 9,867.47	₹ 17,251.17	₹ 1,355.93
			TOTAL					**₹ 21,75,319.84**	**₹ 3,02,022.89**	**₹ 21,75,319.84**	**₹ 55,13,473.94**	**₹ 2,93,013.17**	**₹ 1,08,765.99**