

ECOCARE VENTURE PVT LTD

Registered Office :-Khasra No. 203 and 203/2 Industrial Area Village Masoorie Meerut UP 250001 IN


email : ecocarevpl@gmail.com CIN: U37200UP2020PTC127669


BALANCE SHEET AS AT 31st MARCH 2021

Particulars	Note No.	As at 31.03.2021
I. EQUITY AND LIABILITIES		
(1) Shareholders' Funds		
(a) Share capital	2	1,00,00,000.00
(b) Reserve and surplus	3	(67,942.00)
(2) Share application money pending allotment		-
(3) Non-current liabilities		
(a) Long-term borrowings	4	3,30,30,000.00
(b) Long-term provisions		-
(c) Deferred Tax Liability(net)		-
(d) Other Long Term Liabilities		-
(4) Current liabilities		
(a) Short-term borrowings	5	2,73,566.00
(b) Trade payable	6	58,93,712.00
(c) Other current liabilities	7	5,56,711.00
(d) Short-term provisions		
TOTAL		4,96,86,047.00
II. ASSETS		
(1) Non-current assets		
(a) Fixed assets		
(i) Tangible assets	8	1,18,80,060.00
(ii) Capital work- in-progress	8	3,06,69,148.86
(b) Non-current Investments	9	3,03,334.00
(c) Deferred Tax Asset(net)		
(d) Long-term loans and advances	10	17,26,600.00
(e) Other non-current assets		
(2) Current assets		
(a) Inventories		-
(b) Trade receivable		-
(c) Cash and Bank Balances	11	79,187.62
(d) Short-term loans and advances		-
(e) Other current assets	12	48,42,608.52
(f) Miscellaneous Assets	13	1,85,108.00
TOTAL		4,96,86,047.00


For and Behalf of Board of Directors

As per our separate report of even date annexed.


(Sanjay Sachdeva)
Director
DIN : 01105463


(Amit Kumar Jain)
Director
DIN : 03645382



For V. S. Gupta & Co.,
Chartered Accountants,
(Firm Registration No. 00724C)

(CA Pranav Gupta)

ECOCARE VENTURE PVT LTD


Registered Office :- Khasra No. 203 and 203/2 Industrial Area Village Masoorie Meerut UP 250001 IN
email : ecocarevpl@gmail.com CIN: U37200UP2020PTC127669

PROFIT AND LOSS STATEMENT FOR THE PERIOD ENDED 31ST MARCH 2021

	Particulars	Note No.	For the year period from 05.03.2020 to 31.03.2021
	REVENUE		
I.	Revenue from Operations		-
II.	Other Income	14	3,334.00
III.	Total Revenue (I+II)		3,334.00
	EXPENSES		
	Purchase of Traded Goods		-
	Workshop Expenses		-
	Changes in inventories		-
	Employee benefits expense		-
	Finance Costs		-
	Depreciation and Amortization Expenses		-
	Other expenses	15	71,276.00
IV.	Total Expenses		71,276.00
V.	Profit before exceptional and extraordinary items (III-IV)		(67,942.00)
VI.	Exceptional Items		-
VII.	Profit before extraordinary items and tax (V-VI)		(67,942.00)
VIII.	Extraordinary Items		-
IX.	Profit before Tax (PBT) (VII-VIII)		(67,942.00)
X.	Tax Expense of continuing operations		
	Current Tax (including Wealth Tax)		-
	MAT credit Entitlement		-
	Deferred Tax		-
XI.	Profit/(loss) for the period from continuing operations (IX-X-XIV)		(67,942.00)
XII.	Profit/(loss) from discontinuing operations		-
XIII.	Tax expense of discontinuing operations		-
XIV.	Profit/(loss) from discontinuing operations (after tax) (XII-XIII)		-
XV.	Profit/(loss) for the period [Profit After Tax (PAT)] (XI+XIV)		(67,942.00)
XVI.	Earnings per equity share		
	(1) Basic		(0.02)
	(2) Diluted		(0.02)

For and Behalf of Board of Directors

As per our separate report of even date annexed.



(Sanjay Sachdeva)

Director

DIN : 01105463



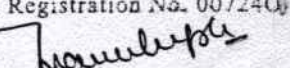
(Amit Kumar Jain)

Director

DIN : 03645382



For V. S. Gupta & Co.
Chartered Accountants
(Firm Registration No. 007240)


(CA Pranav Gupta)
Partner.
Membership No. 416667

Particulars		As at 31.03.2021
NOTE -2 SHARE CAPITAL		
(A) Authorised, Issued, Subscribed and paid-up share capital and par value share		
Authorised Share Capital		
10,00,000 Equity Shares of Rs. 10/- each		1,00,00,000.00
Issued Share Capital		
10,00,000 Equity Shares of Rs. 10/- each		1,00,00,000.00
Subscribed and Fully Paid-up Share Capital		
10,00,000 Equity Shares of Rs. 10/- each		1,00,00,000.00
Total		1,00,00,000.00
Number of shares outstanding as at the beginning of the year		7,500
Add:- Number of shares allotted during the year		9,92,500
Less:- Number of shares bought back during the year		-
Number of shares outstanding as at the end of the year		10,00,000

Shares in the company held by each shareholder holding more than 5% shares

SL. NO.	Name of the shareholder	Number of shares as on 31.03.2021
1	Sanjay Sachdeva	2,500.00
2	Amit Kumar Jain	2,50,000.00
3	Richa Gupta	2,50,000.00
4	Alka Sachdeva	2,47,500.00
5	Deepak Kumar Goel & Sons (HUF)	2,50,000.00

NOTE -3 RESERVE & SURPLUS

Surplus (Profit and Loss Account)

Opening Balance	-
Add : Profit / (Loss) for the year	(67,942.00)
	(67,942.00)
Less : Previous year Income Tax	-
Closing Balance	(67,942.00)

NOTE -4 LONG TERM BORROWINGS

Unsecured borrowings

Loans and advances from Directors & Relatives	3,13,80,000.00
Loans and advances from Body Corporates	16,50,000.00
	3,30,30,000.00

NOTE -5 SHORT TERM BORROWINGS

State Bank of India O/D

V.S. GUPTA & CO.

2,73,566.00

Particulars		As at 31.03.2021
NOTE -6	TRADE PAYABLE	
	Sundry creditors	58,93,712.00
	Total	58,93,712.00
NOTE -7	OTHER CURRENT LIABILITIES	
	Cheque issues but not presented	5,25,000.00
	Expenses Payable	25,000.00
	TDS payable	6,711.00
	Total	5,56,711.00
NOTE -9	INVESTMENTS	
	FDR with SBI	3,00,000.00
	Accrued Interest on FDR	3,334.00
	Total	3,03,334.00
NOTE -10	LONG-TERM LOANS AND ADVANCES	
(a)	Security deposits	17,11,600.00
(b)	Other Advances	15,000.00
	Total	17,26,600.00
NOTE -11	CASH AND BANK BALANCES	
(A)	Balance with Banks	
	In Current Accounts	21,210.62
(B)	Cash on hand	57,977.00
	Total (A+B)	79,187.62
NOTE -12	OTHER CURRENT ASSETS	
(a)	Advance to suppliers	8,01,918.38
(b)	Statutory remittance	40,40,690.14
	Total	48,42,608.52
NOTE -13	MISCELLANEOUS ASSETS	
	Preliminary Exp	2,31,384.00
	Less : Written off	(46,276.00)
	Total	1,85,108.00
NOTE -14	OTHER INCOME	
	Interest from FDR	3,334.00
	Total	3,334.00
NOTE -15	OTHER EXPENSES	
	Audit Fee	25,000.00
	Preliminary exp. w/off	46,276.00
		71,276.00



8	PARTICULARS	Dep. Rate SLM	GROSS BLOCK				DEPRECIATION				NET BLOCK	
			Cost As On 01.04.2020	Additions during the year	Sales/Transfer during the year	Total as on 31.03.2021	Upto 31.03.2020	For the year	On assets sold	TOTAL UPTO 31.03.2021	As on 31.03.2021	As on 31.03.2020
		0%	-	1,18,80,060.00	-	1,18,80,060.00	-	-	-	-	1,18,80,060.00	-
		0%	-	-	-	-	-	-	-	-	-	-
		0%	-	-	-	-	-	-	-	-	-	-
	Machinery	0%	-	44,306.16	-	44,306.16	-	-	-	-	44,306.16	-
	Equipment	0%	-	27,300.00	-	27,300.00	-	-	-	-	27,300.00	-
	Tools & Fixture	0%	-	-	-	-	-	-	-	-	-	-
	TOTAL (A) : RS.			1,19,51,666.16	-	1,19,51,666.16	-	-	-	-	1,19,51,666.16	-
	Progress											
	Under Construction		-	78,10,247.61	-	78,10,247.61	-	-	-	-	78,10,247.61	-
	Machinery WIP		-	2,27,87,295.09	-	2,27,87,295.09	-	-	-	-	2,27,87,295.09	-
	TOTAL (B) : RS.		-	3,05,97,542.70	-	3,05,97,542.70	-	-	-	-	3,05,97,542.70	-
	GRAND TOTAL		-	4,25,49,208.86	-	4,25,49,208.86	-	-	-	-	4,25,49,208.86	-



NOTE - 16 ADDITIONAL INFORMATION TO THE FINANCIAL STATEMENTS

- A. The Company is engaged in business of collection, segregation, transportation, trading, processing, composting, recycling, treatment and disposal of plastic material.
- B. The main activity of the company is plastic recycling from industrial plastic waste, consumer pet bottles and other similar products and as dealers in plastic raw materials, polymers, PET granules, resins, goods and articles connected with the plastic manufacturing industry.
- C. During the current year no dividend is proposed to be paid hence not provided for.
- D. Expenditure in Foreign Currency : NIL
- E. Earnings in Foreign Currency : NIL
- F. Managerial Remuneration: The managerial remuneration is being paid within the limits as prescribed in Schedule V of the Companies Act, 2013 as follows:

Particulars	Current Year	Previous Year
Nil	Nil	NA

- G. Disclosures in respect of related party as defined in Accounting Standard 18, with whom transactions were carried out in the ordinary course of Business during the year as given below:-

1. Related party disclosures

a. List of related parties

i. Key Management Personnel

- Shri Sanjay Sachdeva
- Shri Amit Kumar Jain
- Shri Richa Gupta
- Shri Divyansh Goel

ii. Relatives of Key Management Personnel

- Smt. Alka Sachdeva
- Deepak Kumar Goel & Sons
- Mukesh Kumar Goel & Sons

- b. There is no provision for doubtful debts or amounts written off or written back during the period in respect of dues from or to related parties.


c. Transactions with Related Parties.

Particulars	Key Management Personnel	Relatives of Key Management Personnel	Total
	Amount (Rs. In lacs)	Amount (Rs. In lacs)	Amount (Rs. In lacs)
Remuneration	-	-	-
Unsecured Loan (Year End Balance)	256.30	57.50	313.80
Professional Charges	-	-	-
Salary	-	-	-

H. In the opinion of the Board of Directors, the current assets, loans and advances are approximately of the value stated if realized in the ordinary course of business and the provisions for all known liabilities is adequate and not in excess of amount reasonably necessary.

I. Company was incorporated on 5th March, 2020 and being this is first Annual Accounts of the company hence previous year figures are not available. The above account are for the period 5th March 2020 to 31st March 2021

For and Behalf of Board of Directors

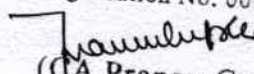

(Sanjay Sachdeva)
Director
DIN : 01105463


(Amit Kumar Jain)
Director
DIN : 03645382

As per our separate report of even date attached



For V. S. Gupta & Co.,
Chartered Accountants,
(Firm Registration No. 00724C)


(CA Pranav Gupta)
Partner.
Membership No. 416667

PLACE : MEERUT

DATED : 20 AUG 2021

UDIN : 21416667AAAA DD6020

ECOCARE VENTURE PVT LTD

LIST FORMING PART OF BALANCE SHEET AS AT 31st MARCH 2021

Note No.	Particulars	Amount as at 31.03.2021
NOTE -4	LONG TERM BORROWINGS	
	<u>Loans and advances from Directors & Relatives</u>	
	ALKA SACHDEVA	52,50,000.00
	AMIT KUMAR JAIN	1,23,50,000.00
	Deepak Kumar Goel & Sons HUF	25,00,000.00
	Divyansh Goel	10,00,000.00
	Mukesh Kumar Goel & Huf	5,00,000.00
	RICHA GUPTA	69,75,000.00
	SANJAY SACHDEVA	28,05,000.00
		<u>3,13,80,000.00</u>
	<u>Loans and advances from Body Corporates</u>	
	Om Shiva Developers Pvt. Ltd.	11,50,000.00
	VEDANT UNIVERSAL TRADEX PVT LTD	5,00,000.00
		<u>16,50,000.00</u>
NOTE -13	OTHER CURRENT ASSETS	
	<u>Statutory remittances</u>	
	Credit Input Ledger CGST	4,53,551.00
	Credit Input Ledger IGST	30,58,145.00
	Credit Input Ledger SGST	4,53,551.00
	GST Payable	(1,147.50)
	Input CGST Not Claimed	38,295.32
	Input SGST Not Claimed	38,295.32
		<u>40,40,690.14</u>
NOTE -7	OTHER CURRENT LIABILITIES	
	<u>Expenses Payable</u>	
	Audit Fee Payable	25,000.00
		<u>25,000.00</u>
NOTE -6	TRADE PAYABLE	
1	ABHINANDAN PERSHAD & BROS.	5,109.00
2	Abuzar Steel	8,318.00
3	ADS Water Solutions	46,413.00
4	Ajay Agencies	2,06,307.00
5	A K Engineering	41,500.00
6	Ashish Traders- Meerut	4,81,750.00
7	A V Steels	

V.S. GUPTA & CO.

Note No.	Particulars	Amount as at 31.03.2021
8	Bilal Supplier	
9	Ca Eng Advisors (OPC) Pvt. Ltd.	69,544.00
10	Garg Electric Store	10,000.00
11	GARG LIGHT HOUSE	2,34,836.00
12	Garg Steel Centre	35,844.00
13	Haryana Bolt Centre	43,422.00
14	Hind Electric Store	14,375.00
15	Industrial Sales Corporation	68,405.00
16	I N Steel Engineering Works, Meerut	23,034.00
17	Ishwar Chandra Kamlesh Kumar	3,30,967.00
18	Jaykrishna Magnetics Pvt Ltd	42,338.00
19	Kailashi Devi Pulps and Paper Product	81,000.00
20	Kapil Bansla Civil Contractor	14,77,338.00
21	Kisan Brick Field, Meerut	8,800.00
22	Krishana Enterprises	3,27,350.00
23	Meraki Shipping India Pvt. Ltd.	36,700.00
24	Navrang Paints	42,630.00
25	Pawan Hardware Store	10,147.00
26	Rama Associates	1,97,383.00
27	R M Enterprises	6,195.00
28	Roy Paints Pvt. Ltd.	96,661.00
29	Saral Bharat Gas	71,903.00
30	Shree Shyam Electricals	2,241.00
31	Uttam Electric Store	41,346.00
32	Vidhyut Control India Pvt.Ltd.	20,500.00
33	Vikram Contractor	6,28,080.00
34	VSG Share Services Pvt Ltd	45,085.00
		14,000.00
		58,93,712.00

NOTE -13 OTHER CURRENT ASSETS

	<u>Advance to suppliers</u>	
1	Accusharp Engineering Company	
2	Bhawani Engineering	50,000.00
3	Ecopyramid Pvt Ltd	20,000.00
4	HIL Limited	3,00,000.00
5	Reynold India Private Limited	1,33,258.00
6	Signal Logistic Pvt Ltd	1,62,500.00
7	Advance for Website	1,160.00
8	Jyoti Weighting System Pvt. Ltd.	5,000.00
9	Samsara Shipping Pvt Ltd	1,00,000.00
		30,000.38
		8,01,918.38