

GVRMP WHAGDHARI RIBBAN PALLY TOLLWAY PVT LTD

9th & 10th Floors, VBC Solitaire, No. 47 & 49, Bazullah Road, T. Nagar, Chennai TN 600017

CIN NO:U45209TN2010PTC092111

Provisional Balance Sheet as at 31st March, 2022**Rs In lakhs**

Particulars	Note No.	Provisional Figures as at the end of current reporting period 31.03.2022	Figures as at the end of current reporting period 31.03.2021
ASSETS			
<u>Non-current assets</u>			
Property, land & equipment	3.01	14.62	14.70
Intangible assets	3.02	24,841.79	25,441.04
<u>Current assets</u>			
Financial assets			
Investments		-	-
Trade receivables	3.03	-	-
Cash and cash equivalents	3.04	75.98	1,794.74
Bank balances other than above		-	-
Other financial assets	3.05	68.35	109.98
Other current assets	3.06	51.09	77.92
Total		25,051.83	27,438.38
EQUITY AND LIABILITIES			
<u>EQUITY</u>			
Equity Share capital	3.07	5,286.00	5,286.00
Other equity	3.08	(11,362.44)	(10,020.58)
<u>LIABILITIES</u>			
<u>Non-current liabilities</u>			
Borrowings	3.09	17,110.19	14,498.49
Other financial liabilities	3.10	24.71	24.71
Deffered Tax	3.11	4,231.17	4,231.17
Deffered Income (Capital Grant)	3.12	4,137.51	4,137.51
Long term provisions	3.13	-	-
<u>Current liabilities</u>			
Financial Liabilities			
Borrowings		-	-
Trade payables	3.14	1,568.40	1,646.38
Other financial liabilities	3.15	1,705.30	4,269.30
Provisions	3.16	2,191.09	3,179.69
Other current liabilities	3.17	159.89	185.70
Total		25,051.83	27,438.38



GVRMP WHAGDHARI RIBBANPALLY TOLWAY PVT LTD


9th & 10th Floors, VBC Solitaire, No. 47 & 49, Bazullah Road, T. Nagar, Chennai TN 600017

CIN NO:U45209TN2010PTC092111


Provisional Statement of Profit and Loss for the year ended 31st March, 2022

Rs In lakhs


Particulars	Note No.	Provisional Figures as at the end of current reporting period 31.03.2022	Figures as at the end of current reporting period 31.03.2021
Income			
Revenue from operations	3.18	2,006.14	1,903.35
Other income	3.19	-	72.02
Total Revenue		2,006.14	1,975.38
Expenses:			
Operation & maintenance expenses	3.20	149.06	131.20
Employee benefits expenses	3.21	270.62	256.02
Finance costs	3.22	2,132.35	522.92
Depreciation / Amortization	3.23	599.33	562.57
Other expenses	3.24	196.63	166.96
Total Expenses		3,347.99	1,639.67
Profit before exceptional and extra ordinary items		(1,341.86)	335.70
Exceptional items		-	-
Prior period item		-	-
Profit before extra ordinary terms and tax		(1,341.86)	335.70
Extraordinary items		-	-
Profit/(loss) before tax		(1,341.86)	335.70
Current tax		-	-
Deferred tax		-	16
Total tax expense		-	16.09
Profit/(loss) for the year		(1,341.86)	319.61
Other Comprehensive income			
Items that will be reclassified subsequently to profit or loss			
Remeasurements of the defined benefit liability/asset			
Total comeprehensive income for the year		(1,341.86)	319.61



GVRMP WHAGDHARI RIBBANPALLY TOLWAY PVT LTD					
9th & 10th Floors, VBC Solitaire, No. 47 & 49, Bazullah Road, T. Nagar, Chennai TN 600017					
CIN NO:U45209TN2010PTC092111					
ASSETS					
Note 3.01: Property, plant and equipment					
Particulars	Freehold land and buildings	Data Processing Equipments & Others	Plant and equipment	Vehicles	Total
Gross carrying value					
As at 1 April 2017	5.89	4.38	25.55	35.23	71.04
Additions	0	-	0.08	0.88	0.96
Disposals	-	-	-	-	-
Adjustments	-	-	-	-	-
As at 31 March 2018	5.89	4.38	25.62	36.11	72.00
Additions	-	-	-	-	-
Disposals	-	-	-	-	-
Adjustments	-	-	-	-	-
As at 31st March 2019	5.89	4.38	25.62	36.11	72.00
Additions	0.00	0.00	0.00	0.00	0.00
Disposals	0.00	0.00	0.00	0.00	0.00
Adjustments	0.00	0.25	0.00	0.00	0.00
As at 31st March 2020	5.89	4.13	25.62	36.11	72.00
Additions	0.00	0.07	0.00	0.00	0.07
Disposals	-	-	-	-	-
Adjustments	-	-	-	-	-
As at 31st March 2021	5.89	4.20	25.62	36.11	72.07
Additions	0.00	0.00	0.00	0.00	-
Disposals	-	-	-	-	-
Adjustments	-	-	-	-	-
As at 31st March 2022	5.89	4.20	25.62	36.11	72.07
Accumulated depreciation					
As at 1 April 2017	-	3.56	13.49	13.13	30.18
Depreciation during the year	-	0.46	3.42	5.83	9.71
Accumulated depreciation on disposals	-	-	-	-	-
Adjustments	-	-	-	-	-
As at 31 March 2018	-	4.02	16.91	18.96	39.89
Depreciation during the year	-	0.08474	2.23764	5.81766	8.14
Accumulated depreciation on disposals	-	-	-	-	-
Adjustments	-	-	-	-	-
As at 31st March 2019	-	4.11	19.14	24.78	48.03
Depreciation during the year	-	0.02	1.61656	3.83997	5.48
Accumulated depreciation on disposals	-	-	-	-	-
Adjustments	-	-	-	-	-
As at 31st March 2020	-	4.13	20.76	28.62	53.51
Depreciation during the year	-	-	3.79	0.08	3.86
Accumulated depreciation on disposals	-	-	-	-	-
As at 31st March 2021	-	4.13	24.55	28.69	57.37
Depreciation during the year	-	-	-	0.08	0.08
Accumulated depreciation on disposals	-	-	-	-	-
As at 31st March 2022	-	4.13	24.55	28.77	57.45
Net Carrying Value					
As at 1 April 2017	5.89	0.81	12.06	22.09	40.86
As at 31 March 2018	5.89	0.35	8.72	17.15	32.11
As at 31st March 2019	5.89	0.27	6.48	11.33	23.9679
As at 31st March 2020	5.89	(0.00)	4.86	7.49	18.49
As at 31st March 2021	5.89	0.07	1.08	7.42	14.70
As at 31st March 2022	5.89	0.07	1.08	7.34	14.62
Note 3.02 : Intangible assets					




Particulars	Toll Collection Rights	Total
Gross carrying value		
As at 1 April 2017	31,509.16	31,509.16
Additions	-	-
Disposals	-	-
Adjustments	-	-
As at 31 March 2018	31,509.16	31,509.16
Additions	-	-
Disposals	-	-
Adjustments	-	-
As at 31st March 2021	31,509.16	31,509.16
Additions		
Disposals		
Adjustments		
As at 31st March 2022	31,509.16	31,509.16
Accumulated Amortization		
As at 1 April 2017	1,622.17	1,622.17
Amortization during the year	1,211.44	1,211.44
Accumulated Amortization on disposals	-	-
Adjustments	-	-
As at 31 March 2018	2,833.61	2,833.61
Amortization during the year	1,088.14	1,088.14
Accumulated Amortization on disposals	-	-
Adjustments	-	-
As at 31st March 2019	3,921.75	3,921.75
Amortization during the year	1,587.67	1,587.67
Accumulated Amortization on disposals		
Adjustments		
As at 31st March 2020	5,509.42	5,509.42
Amortization during the year	558.71	
Accumulated Amortization on disposals		
Adjustments		
As at 31st March 2021	6,068.12	
Amortization during the year	599.25	
Accumulated Amortization on disposals		
Adjustments		
As at 31st March 2022	6,667.37	
Net Carrying Value		
As at 1 April 2017	29,886.99	29,886.99
As at 31 March 2018	28,675.55	28,675.55
As at 31st March 2019	27,587.41	27,587.41
As at 31st March 2020	25,999.74	25,999.74
As at 31st March 2021	25,441.04	-
As at 31st March 2022	24,841.79	-



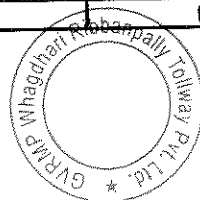
GVRMP WHAGDHARI RIBBANPALLY TOLLWAY PVT LTD**Significant accounting policies and notes to financial statements****Rs In lakhs**

Note No.	Particulars	Figures as at the end of current reporting period 31.03.2022	Figures as at the end of current reporting period 31.03.2021
3.03	<u>TRADE RECEIVABLE</u>		
	Unsecured, considered good KRDCL	0	0
	TOTAL	-	-
3.04	<u>CASH AND BANK BALANCES</u>		
	(A) Cash and cash equivalents		
	Balances with banks :		
	On current accounts	8.49	1,780.76
	Cash on hand	67.49	13.98
	Sub total	75.98	1,794.74
	(B) Other bank balances	-	-
	TOTAL (A+B)	75.98	1,794.74
3.05	<u>OTHER FINANCIAL ASSETS</u>		
	Other Receivables	42.99	47.74
	Security Deposits	6.71	4.88
	Advances To Related party	18.65	57.36
	TOTAL	68.35	109.98
3.06	<u>OTHER CURRENT ASSETS</u>		
	Prepaid expenses	49.67	75.61
	Advances to Employees	1.42	2.31
	TOTAL	51.09	77.92




GVRMP WHAGDHARI RIBBANPALLY TOLLWAY PVT LTD
Significant accounting policies and notes to financial statements
Rs In lakhs

Note No.	Particulars	Figures as at the end of current reporting period 31.03.2022	Figures as at the end of current reporting period 31.03.2021
3.07	<u>EQUITY SHARE CAPITAL</u>		
	Authorized 53000000 (previous year - 53000000) equity shares of INR 10 each	5,300.00	5,300.00
	Total	5,300.00	5,300.00
	Issued, subscribed and fully paid-up		
	(i) Equity:		
	Equity shares of INR 10 each fully paid up	5,286.00	5,286.00
	Total	5,286.00	5,286.00
	<u>(A) Reconciliation of the shares outstanding at the beginning and at the end of the reporting year:</u>		
	<u>Equity shares (Nos.)</u>		
	At the beginning of the year	5,286	5,286
	Issued during the year	-	-
	Outstanding at the end of the year	5,286	5,286
	<u>Equity shares (INR)</u>		
	At the beginning of the year	52,860	52,860
	Issued during the year	-	-
	Outstanding at the end of the year	52,860	52,860
	<u>(B) Shares held by holding company:</u>		
	Out of equity shares issued by the company, shares held by it's holding company are as below.		
	<u>(C) Details of shareholders holding more than 5% shares in the company:</u>		
	<u>(i) Equity:</u>		
	GVR Infra Projects Ltd	2,69,58,600	2,69,58,600
	% of holding	51.00	51.00
	RMN Infrastructures Limited	1,32,15,000	1,32,15,000
	% of holding	25.00	25.00
	Prathyusha Resources and Infra Private Limited	1,26,86,400	1,26,86,400
	% of holding	24.00	24.00
	Terms/rights attached to equity shares		
	Rs.10 per share. Each holder of equity shares is entitled to one vote per share.		
	In the event of liquidation of the company, the holders of equity shares will be entitled to receive remaining assets of the company, after distribution of all preferential amounts. The distribution will be in proportion to the number of equity shares held by the shareholders.		
3.08	<u>OTHER EQUITY</u>		
	<u>(a) Retained earnings</u>		
	Surplus/(deficit) in the statement of profit and loss		
	Balance as per last financial statements	(10,020.58)	(10,340.19)
	Profit/(Loss) for the year	(1,341.86)	319.61
	Total	(11,362.44)	(10,020.58)




GVRMP WHAGDHARI RIBBANPALLY TOLLWAY PVT LTD			
Significant accounting policies and notes to financial statements			
		Rs In lakhs	
Note No.	Particulars	Figures as at the end of current reporting period 31.03.2022	Figures as at the end of current reporting period 31.03.2021
3.09	BORROWINGS		
	<u>Secured</u>		
	(A) Term loans		
	From banks (Secured)		
	TERM LOAN FROM BANKS	17,110.19	17,062.49
	Less: Current Maturities of Term Loan*	-	2,564.00
	Interest accrued and due*	-	-
	Sub-total (A)	17,110.19	14,498.49



GVRMP WHAGDHARI RIBBANPALLY TOLLWAY PVT LTD
Significant accounting policies and notes to financial statements

Rs in lakhs


Note No.	Particulars	Figures as at the end of current reporting period 31.03.2022	Figures as at the end of current reporting period 31.03.2021
3.10	OTHER FINANCIAL LIABILITIES		
	FSD GVR Infra Projects Limited*	20.66	20.66
	FSD Payable to Others	4.06	4.06
		24.71	24.71
	*FSD Liability is payable to GVR Infra Projects Limited, the Parent Company.		
3.11	OTHER LONG TERM LIABILITY- DEFERRED INCOME		
	Grant received from KRDCCL	4,137.51	4,208.76
	Opening Balance	-	-
	Add: Received during the year	-	71.25
	Less: Transferred to other Income on account of amortisation of Deferred Income	-	-
		4,137.51	4,137.51
3.12	DEFERRED TAX LIABILITIES		
	Differences between book depreciation and tax depreciation		
	Opening balance	4,231.17	4,215.08
	Additions during the year	-	16.09
	Closing balance		
	TOTAL	4,231.17	4,231.17
3.13	Long term provisions		
	Major maintenance Reserve	-	-
	TOTAL	-	-
3.14	TRADE PAYABLES		
	Dues to auditors	2.70	6.19
	Other payables		
	IE Fee Payable	10.69	10.69
	Salary Payable	-	17.26
	EPF Payable	-	9.23
	ESI Payable	0.60	1.64
	Electricity Charges Payable	1.29	1.40
	Dues to Related party*	534.92	578.73
	Others	26.76	29.80
	Dues to contractors	991.44	991.44
	Total	1,568.40	1,646.38
	*Dues to Related party including Amount payable to GVR Infra Projects Limited, the Parent Company.		
	Dues to Contractors Including amount payable to GVR Infra projects ltd, the related party		
3.15	OTHER FINANCIAL LIABILITY		
	Current maturities of long term borrowings	-	2,564.00
	Interest accrued and due*	1,705.30	1,705.30
	Total	1,705.30	4,269.30
	*Refer to Note No. 3.10 (B)		
3.16	Short Term Provisions		
	Major maintenance Reserve	2,191.09	3,179.69
	Total	2,191.09	3,179.69
3.17	OTHER CURRENT LIABILITIES		
	Statutory Dues		
	TDS Payable	0.65	17.61
	Other statutory Dues	-	8.85
	Provision for Income tax	159.24	159.24
	Total	159.89	185.70



GVRMP WHAGDHARI RIBBANPALLY TOLLWAY PVT LTD

Significant accounting policies and notes to financial statements

Rs In lakhs			
Note No.	Particulars	Figures as at the end of current reporting period 31.03.2022	Figures as at the end of current reporting period 31.03.2021
3.18	REVENUE FROM OPERATIONS		
	Revenue from Toll operations	2,006.14	1,903.35
	Other operating income		0
	Grant from KRDCL		0
	Total	2,006.14	1,903.35
3.19	OTHER INCOME		
	Amortization on deferred income (Capital grant)		71.25
	Other income		0.77
	Total	-	72.02



GVRMP WHAGDHARI RIBBANPALLY TOLLWAY PVT LTD
Significant accounting policies and notes to financial statements
Rs In lakhs

Note No.	Particulars	Figures as at the end of current reporting period 31.03.2022	Figures as at the end of current reporting period 31.03.2021
3.20	OPERATION & MAINTENANCE EXPENSES		
	Toll plaza maintenance	28.71	20.68
	Resurfacing expenses	47.56	42.30
	Electricity charges	14.34	15.60
	Insurance expenses	58.45	52.62
	Total	149.06	131.20
3.21	EMPLOYEE BENEFITS EXPENSES		
	Staff Salaries	240.91	223.93
	Staff welfare expenses	6.81	10.69
	EPF Expenses	17.02	13.89
	ESI Expenses	5.88	7.50
	Total	270.62	256.02
3.22	FINANCE COSTS		
	Interest on term loans	2,070.98	505.54
	Amortisation of Processing Charges	11.63	11.63
	Bank charges	49.74	5.76
	Total	2,132.35	522.92
3.23	DEPRECIATION / AMORTISATION		
	Depreciation	0.08	3.86
	Amortization on intangible asset	599.25	558.71
	Total	599.33	562.57
3.24	OTHER EXPENSES		
	Auditors remuneration		
	Audit fee	2.95	2.95
	Rates and taxes	2.56	9.00
	Travelling and Conveyance	12.42	11.57
	Communication expenses	1.55	3.53
	Hire Charges	18.20	18.47
	Filling Fee	0.86	0.20
	Professional charges	25.18	17.34
	Office Maintenance	22.36	15.38
	Interest on TDS	3.17	0.15
	Printing & Stationery	3.82	3.70
	Vehicle running expenses	46.97	38.42
	Other expenses	8.52	2.46
	Security Charges	28.11	28.18
	Repairs and Maintenance	19.96	15.59
	Total	196.63	166.96

