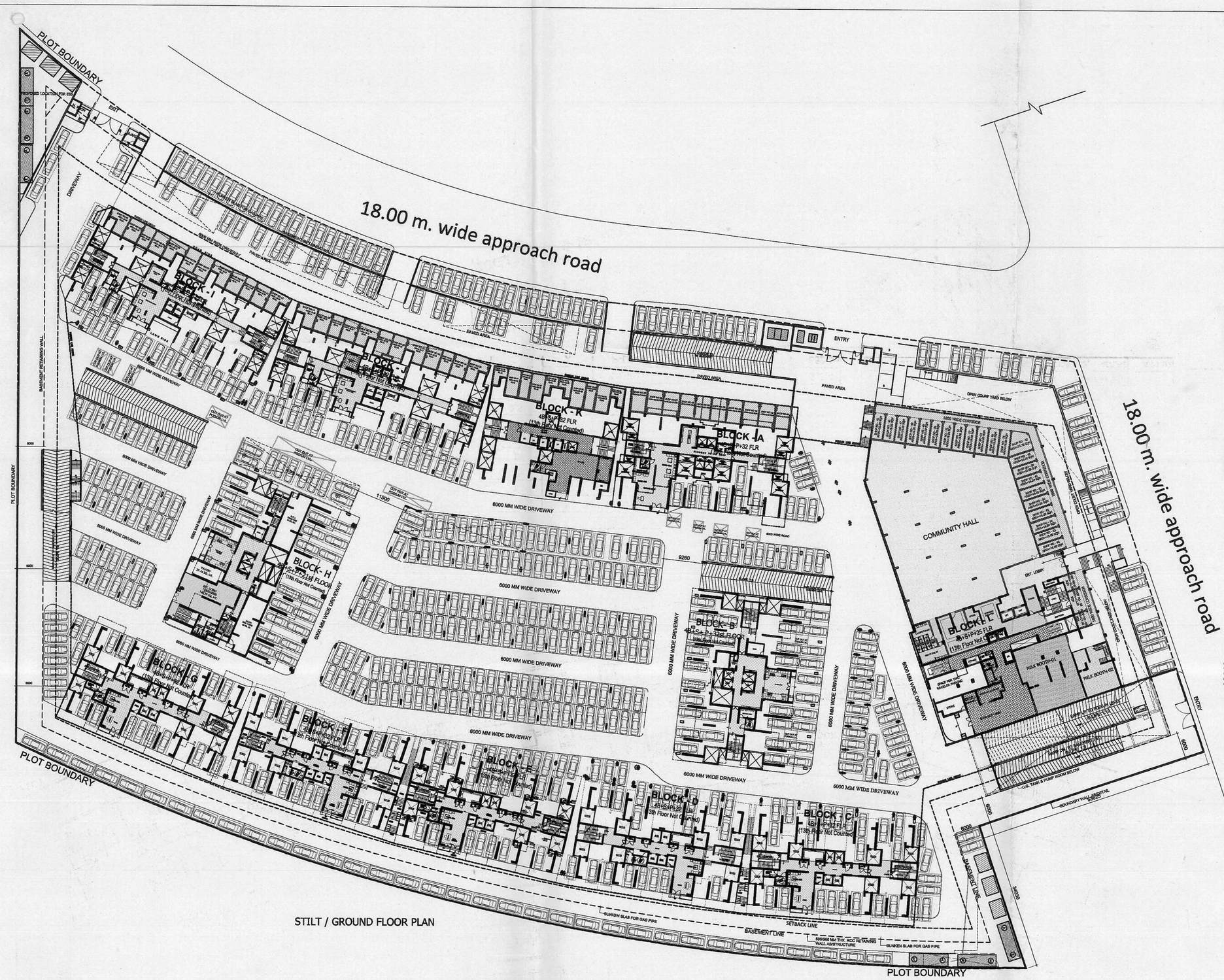

STILT / GROUND FLOOR PLAN

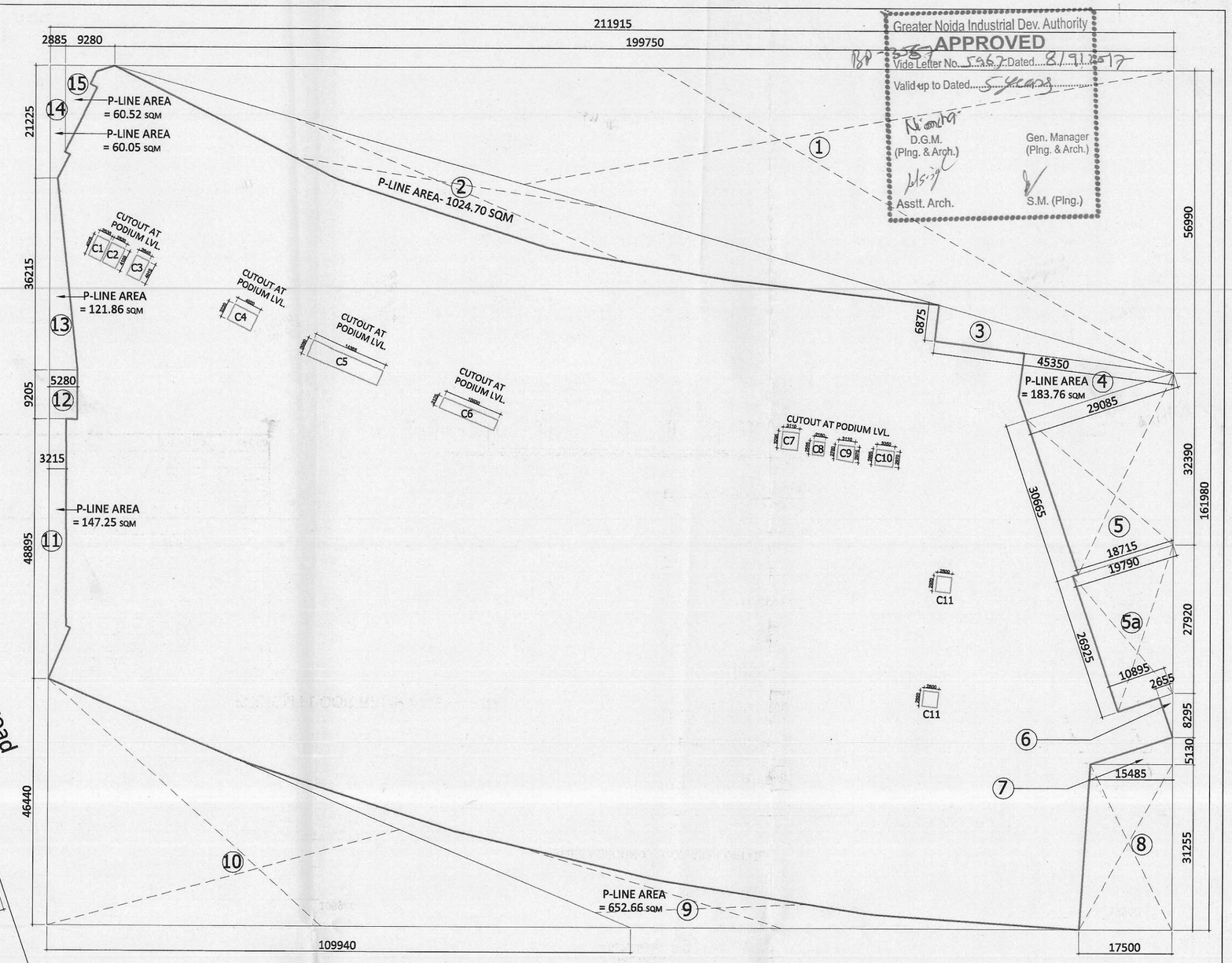

Greater Noida Industrial Dev. Authority
APPROVED
Vide Letter No. 5967 Dated 8/9/2017
Valid up to Dated
D.G.M. (Plng. & Arch.)
Gen. Manager (Plng. & Arch.)
Asstt. Arch.
S.M. (Plng.)

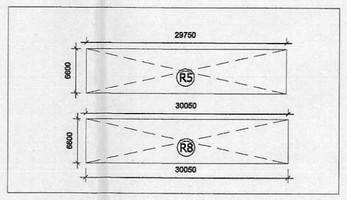

PODIUM FLOOR RAMP AREA DETAIL

STILT / GROUND FLOOR AREA DETAIL

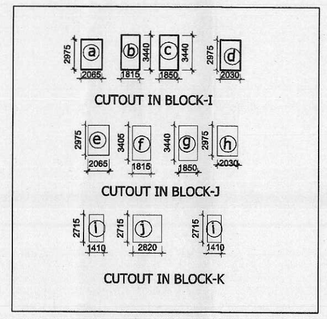

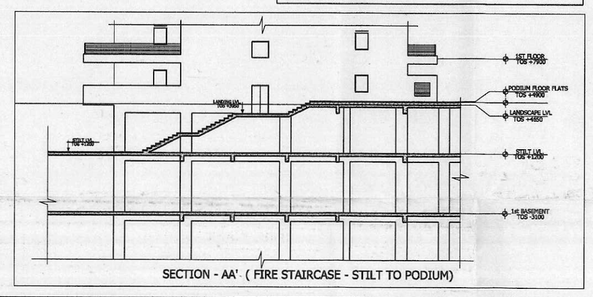

SECTION - AA' (FIRE STAIRCASE - STILT TO PODIUM)

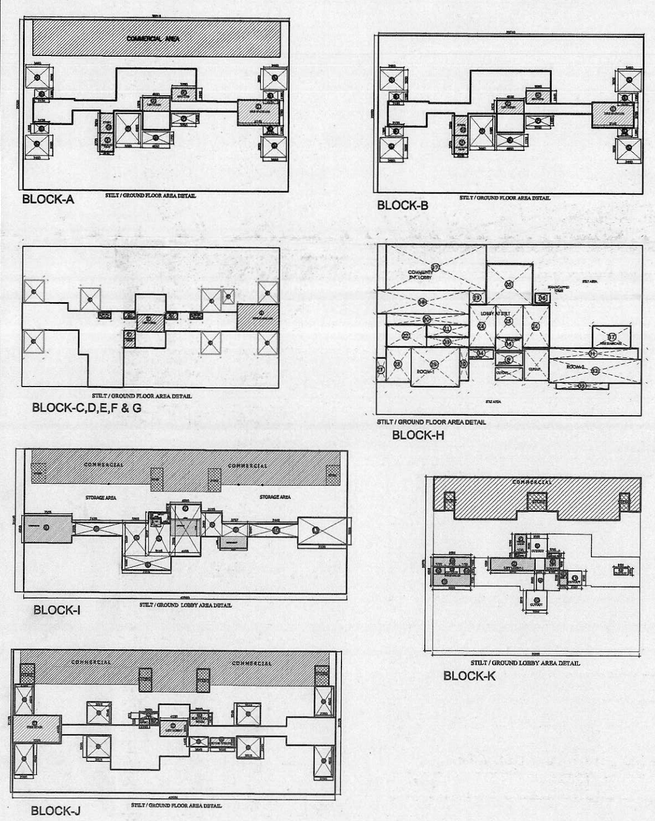

STILT/PODIUM FLOOR AREA DETAIL							
TOTAL AREA			211.92	X	161.98	=	34325.99
LESS AREA							
1	0.5	X	199.750	X	56.990	=	5691.88
2	1	X	P-LINE	X	1024.700	=	1024.70
3	0.5	X	45.350	X	6.875	=	155.89
4	1	X	P-Line	X	183.760	=	183.76
5	1	X	23.900	X	30.665	=	732.89
5a	1	X	15.343	X	26.925	=	413.10
6	0.5	X	2.655	X	8.295	=	11.01
7	0.5	X	15.485	X	5.130	=	39.72
8	1	X	16.493	X	31.255	=	515.47
9	1	X	P-Line	X	652.660	=	652.66
10	0.5	X	109.94	X	46.440	=	2552.81
11	1	X	P-LINE	X	147.250	=	147.25
12	1	X	5.280	X	9.205	=	48.60
13	1	X	P-LINE	X	121.860	=	121.86
14	1	X	P-LINE	X	60.050	=	60.05
15	1	X	P-LINE	X	60.520	=	60.52
					TOTAL	=	12412.17
TOTAL PODIUM AREA = TOTAL AREA - TOTAL LESS AREA							
			34325.99	-	12412.17	=	21913.82
	LESS - OTHER AREA						
1	*STILT NON FAR AREA IN ALL BLOCKS*					=	5506.64
2	FAR AREA IN ALL BLOCKS					=	3087.42
3	15 % FAR AREA IN ALL BLOCKS					=	458.62
4	FIRE STAIRCASE					=	83.38
5	RAMP AREA					=	394.68
6	CUTOUT IN ALL BLOCKS					=	671.92
7	CUTOUT AT PODIUM AREA					=	158.70
8	COMM. AT STILT					=	799.13
9	STORAGE AT STILT					=	64.83
					TOTAL	=	11338.61
NET PODIUM AREA (NON TOWER) = TOTAL PODIUM AREA - LESS AREA							
			21913.82	-	11338.61	=	10575.21
NET STILT (BELOW TOWER) AREA						=	5506.64

STILT NON FAR, FAR, 15% & CUTOUT AREA IN PODIUM LVL.						
S.NO.	BLOCKS		NON FAR	FAR	15% PRE	CUTOUTS
1	BLOCK - A	=	504.55	206.78	49.90	70.64
2	BLOCK - B	=	748.63	198.84	45.44	77.67
3	BLOCK - C	=	484.59	179.55	54.08	71.90
4	BLOCK - D	=	484.59	179.55	54.08	71.90
5	BLOCK - E	=	484.59	179.55	54.08	71.90
6	BLOCK - F	=	484.59	179.55	54.08	71.90
7	BLOCK - G	=	484.59	179.55	54.08	71.90
8	BLOCK - H	=	444.05	1301.75	0.00	32.34
9	BLOCK - I	=	565.07	155.91	20.15	0.00
10	BLOCK - J	=	455.02	158.69	22.55	104.45
11	BLOCK - K	=	366.38	167.71	50.16	27.31
12	BLOCK - L	=	(OUT OF PODIUM AREA)			
	TOTAL	=	5506.64	3087.42	458.62	671.92

TOTAL CONVENIENT SHOP AT STILT FLOOR			
1	BLOCK - I (CONVENIENT SHOP AT STILT FLOOR)	=	220.25
2	BLOCK - J (CONVENIENT SHOP AT STILT FLOOR)	=	220.25
3	BLOCK - K (CONVENIENT SHOP AT STILT FLOOR)	=	160.65
4	BLOCK - A (CONVENIENT SHOP AT STILT FLOOR)	=	197.98
TOTAL CONVENIENT SHOP AREA		=	799.13

TOTAL STORAGE AT STILT FLOOR			
S.No.	Description		Total
1	BLOCK - I (STILT FLOOR)	=	24.79
2	BLOCK - J (STILT FLOOR)	=	24.73
3	BLOCK - K (STILT FLOOR)	=	15.31
	TOTAL STORAGE AREA	=	64.83

CUTOUT AT PODIUM FLOOR LVL (Add Area)							
S.No.	Description				Total		
1	C-1	4.075	X	2.535	=	10.33
2	C-2	4.105	X	2.820	=	11.58
3	C-3	4.015	X	2.640	=	10.60
4	C-4	4.920	X	3.220	=	15.84
5	C-5	14.365	X	3.080	=	44.24
6	C-6	10.930	X	2.125	=	23.23
7	C-7	3.110	X	3.295	=	10.25
8	C-8	2.180	X	2.565	=	5.59
9	C-9	3.110	X	2.868	=	8.92
10	C-10	2.970	X	3.350	=	9.95
11	C-11	2.800	X	2.920	=	8.18
CUTOUT AT PODIUM FLOOR LVL (Add Area)					=	158.70

METER ROOM AREA DETAIL					
1	4.150	X	2.400	=	9.96
			TOTAL	=	9.96

GUARD ROOM AREA DETAIL					
1	3.500	X	3.000	=	10.50
2	3.500	X	3.000	=	10.50
			TOTAL	=	21.00

ELECTRICAL INSTALLATION /DG SET AREA DETAIL							
1	1	X	32.000	X	4.000	=	128.00
2	1	X	16.000	X	3.000	=	48.00
3	1	X	22.000	X	4.000	=	88.00
					TOTAL	=	264.00

PODIUM FIRE STAIR CASE AREA DETAIL					
1	FIRE STAIRCASE FS-1				41.12
2	FIRE STAIRCASE FS-2				42.26
				TOTAL	83.38

PODIUM/STILT RAMP AREA DETAIL							
R5	1	29.75	X	6.60	=	196.35
R8	1	30.05	X	6.60	=	198.33
				TOTAL	=	394.68

OPEN PARKING AREA DETAIL							
P-1	1	x	P-Line	x	614.4	=	614.44
P-2	1	x	P-Line	x	500.9	=	500.9
P-3	1	x	P-Line	x	168.9	=	168.89
P-4	1	x	P-Line	x	522.3	=	522.33
P-5	1	x	P-Line	x	633.4	=	633.44
					TOTAL	=	2440.00

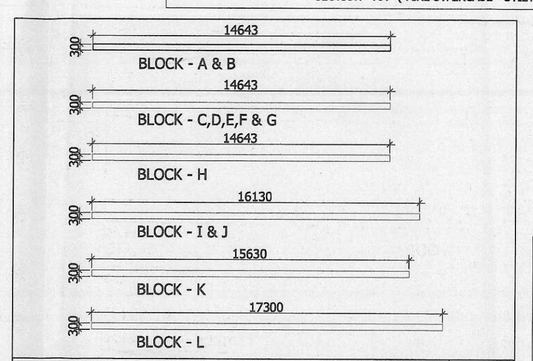

FEATURE WALL ON TERRACE							In Sq.mt.
Block- A,B	2	X	14.640	X	0.300	=	8.78
Block- C,D,E,F,G.	5	X	14.640	X	0.300	=	21.96
Block- H	1	X	14.630	X	0.300	=	4.39
Block- I,J	2	X	16.130	X	0.300	=	9.68
Block- K	1	X	15.630	X	0.300	=	4.69
Block- L	1	X	17.300	X	0.300	=	5.19
TOTAL FEATURE WALL AREA						=	54.69

PODIUM FIRESATIR CASE

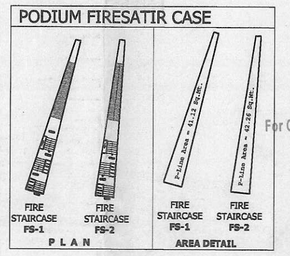

CUTOUT AREA IN STILT(BLOCK - I)							
1	a	1	2.065	X	2.975	=	6.14
2	b	1	1.815	X	3.440	=	6.24
3	c	1	1.850	X	3.440	=	6.36
4	d	1	2.030	X	2.975	=	6.04
						TOTAL	24.79

CUTOUT AREA IN STILT (BLOCK - J)							
1	e	1	2.065	X	2.975	=	6.14
2	f	1	1.815	X	3.405	=	6.18
3	g	1	3.440	X	1.850	=	6.36
4	h	1	2.030	X	2.975	=	6.04
						TOTAL	24.73

CUTOUT AREA IN STILT (BLOCK - K)							
1	i	2	1.410	X	2.715	=	7.66
2	j	1	2.820	X	2.715	=	7.65
						TOTAL	15.31

TOTAL Plumbing Shaft With Commercial AT STILT FLOOR			
S.No.	Description		Total
1	BLOCK - I (STILT FLOOR)	=	24.79
2	BLOCK - J (STILT FLOOR)	=	24.73
3	BLOCK - K (STILT FLOOR)	=	15.31
	TOTAL STORAGE AREA	=	64.83

CLIENT : -

GAURSONS HI-TECH INFRASTRUCTURE (P) LIMITED
GAUR BIZ PARK PLOT NO.- 1, *ABHAY KHAND- II, INDIRAPURAM, GHAZIABAD*

PROJECT : -

GROUP HOUSING PROJECT - GAUR CITY, AT PLOT NO GC- 7/GH-01, SECTOR - 04, GREATER NOIDA

■ REVISED SUBMISSION DRAWING

SCALE : -

TITLE : -

STILT / GROUND FLOOR PLAN & AREA DETAIL

OWNER'S SIGN

ARCHITECT SIGN

For Gaursons Hi-Tech Infrastructure Pvt. Ltd.
Authorised Signatory

KAILASH AGGARWAL
ARCHITECT
(CA-86/10069)
Gaur Biz Park, Plot No.1
Abhay Khand II, Indirapuram

GC-7
STILT / GROUND FLOOR PLAN

DRG. NO. : -
SD-03