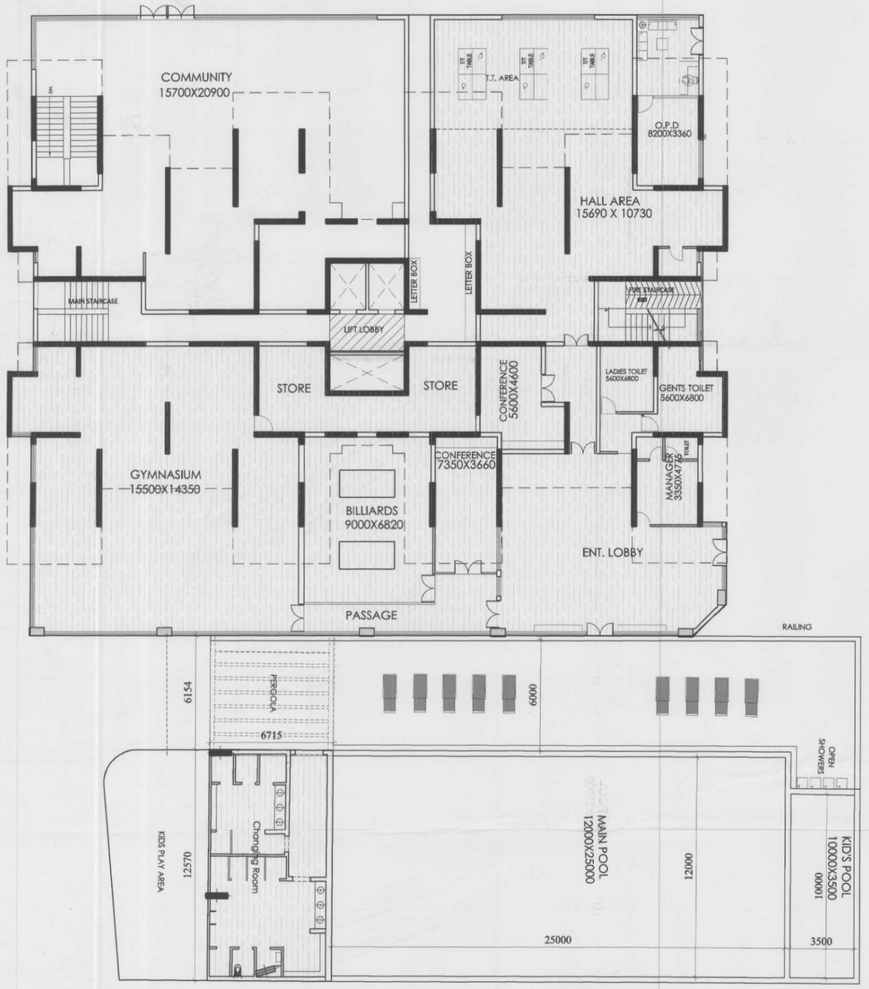

PODIUM FLOOR PLAN

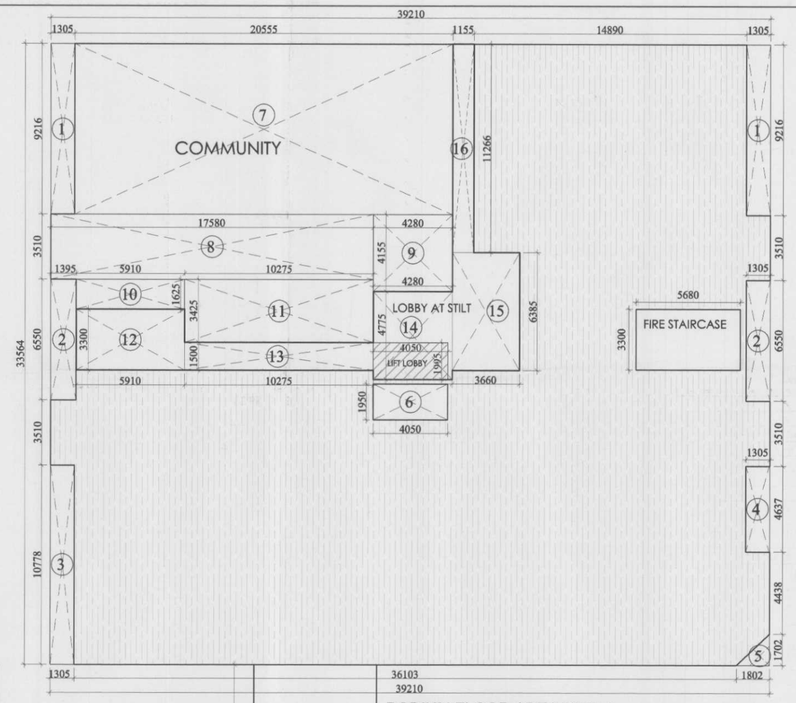

PODIUM FLOOR AREA DETAIL

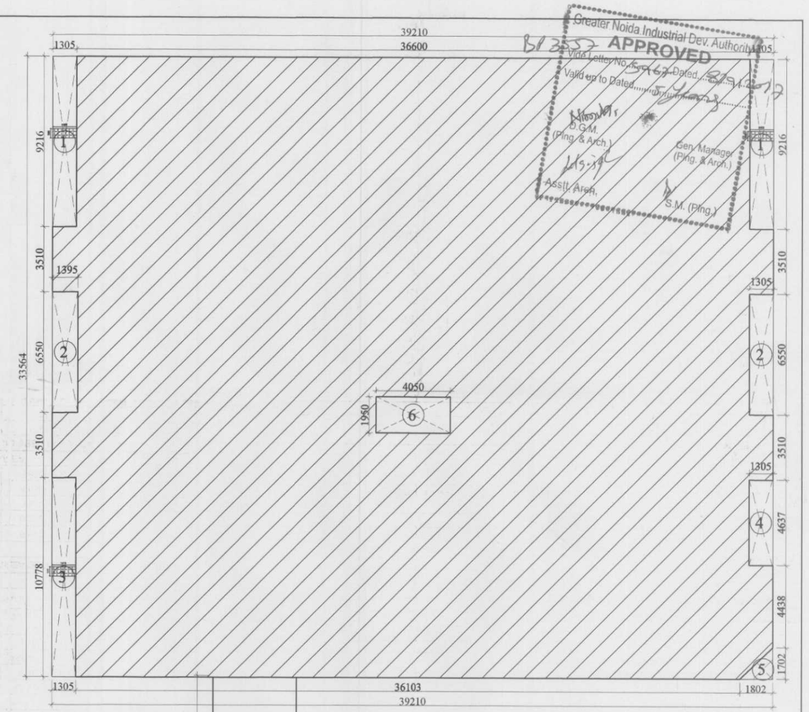

Greater Noida Industrial Dev. Authority
APPROVED
Vide Letter No. ..... Dated .....
Valid up to Date .....
D.G.M. (Plng. & Arch.)
Geo. Manager (Plng. & Arch.)
Asstt. Arch.
S.M. (Plng.)

GROUND COVERAGE AREA DETAIL



EXCESS BALCONY AREA DETAIL FOR GROUND COVERAGE

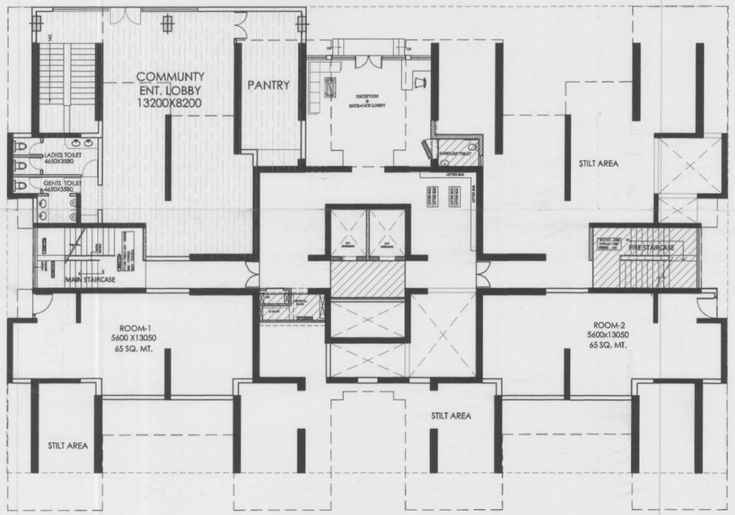

STILT FLOOR PLAN

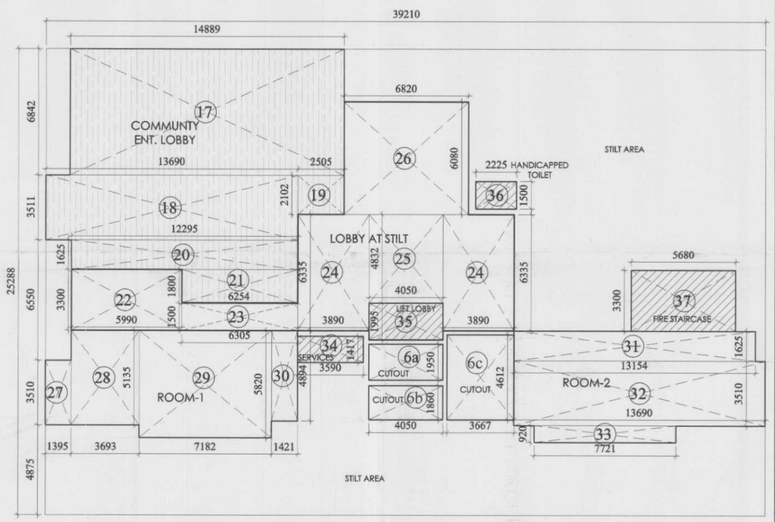

STILT FLOOR AREA DETAIL

STILT FLOOR AREA DETAIL

GROUND COVERAGE AREA DETAIL							
A	TOTAL AREA		39.210	X	33.564	=	1316.04
LESS AREA:-							
1	2	X	1.305	X	9.216	=	24.05
2	2	X	1.395	X	6.550	=	18.27
3	1	X	1.305	X	10.778	=	14.07
4	1	X	1.305	X	4.637	=	6.05
5	0.5	X	1.802	X	1.702	=	1.53
6	1	X	4.050	X	1.950	=	7.90
					TOTAL	=	71.88
TOTAL GROUND COVERAGE AREA = TOTAL AREA (-) LESS AREA							
			1316.04	-	71.88	=	1244.17
ADD AREA							
PODIUM CHANGE ROOM			12.570	X	6.715	=	84.41
PARAGOLE AREA			6.154	X	6.715	=	41.32
OTHERS EXCESS BALCONY AREA							
	3	X	1.305	X	0.500	=	1.96
NET BALCONY AREA			1.96	/	4	=	0.49
TOTAL GROUND COVERAGE AREA = GROUND COVERAGE + CHANGE ROOM + PARAGOLA + EXCESS BALCONY AREA							
1244.17	+	84.41	+	41.32	+	0.49	1329.07

B	STILT LOBBY AREA DETAIL						
ADD AREA:-							
22	1	X	5.990	X	3.300	=	19.77
23	1	X	6.305	X	1.500	=	9.46
24	2	X	3.890	X	6.335	=	49.29
25	1	X	4.050	X	4.832	=	19.57
26	1	X	6.820	X	6.080	=	41.47
STILT FLOOR LOBBY FAR AREA						=	139.55

C	STILT 15% PRSCRIBED FAR AREA DETAIL						
34	1	X	3.590	X	1.417	=	5.09
35	1	X	4.050	X	1.995	=	8.08
36	1	X	2.225	X	1.500	=	3.34
37	1	X	5.680	X	3.300	=	18.74
					TOTAL	=	35.25

D	STILT FLOOR COMMUNITY AREA DETAIL *(IN FAR)*						
TOTAL AREA							
17	1	X	14.889	X	6.842	=	101.87
18	1	X	13.690	X	3.511	=	48.07
19	1	X	2.505	X	2.102	=	5.27
20	1	X	12.295	X	1.625	=	19.98
21	1	X	6.254	X	1.800	=	11.26
TOTAL STILT COMMUNITY AREA							191.21

E	ROOM-1, AREA DETAIL						
27	1	X	1.395	X	3.510	=	4.90
28	1	X	3.693	X	5.135	=	18.96
29	1	X	7.182	X	5.820	=	41.80
30	1	X	1.421	X	4.894	=	6.95
					TOTAL		72.61

F	ROOM-2, AREA DETAIL						
TOTAL AREA							
31	1	X	13.154	X	1.625	=	21.38
32	1	X	13.690	X	3.510	=	48.05
33	1	X	7.721	X	0.920	=	7.10
					TOTAL	=	76.53

STILT CUTOUT AREA DETAIL					
CUTOUT(6)a	4.050	X	1.950	=	7.90
CUTOUT(6)b	4.050	X	1.860	=	7.53
CUTOUT(6)c	3.667	X	4.612	=	16.91
			TOTAL	=	32.34

G	STILT NON FAR AREA DETAILS					
TOTAL AREA		39.210	X	25.288	=	991.54
LESS AREA:-						
B. LOBY AREA					=	139.55
C. 15% PRESCRIBED FAR AREA					=	35.25
D. COMMUNITY AREA					=	191.21
E. ROOM-1 AREA					=	72.61
F. ROOM-2, AREA					=	76.53
CUTOUT					=	32.34
				TOTAL	=	547.49
TOTAL NON FAR AREA = TOTAL AREA (-) LESS AREA						
		991.54	-	547.49	=	444.05

SUMMARY STILT FLOOR LVL. :-

1. TOTAL STILT FLOOR 15% PRESCRIBED FAR AREA						
PODIUM LOBBY 15% PRES. AREA					=	35.25
PARAGOLE AREA	6.154	X	6.715		=	41.32
				TOTAL	=	76.57
2. TOTAL STILT FAR AREA						
LOBBY AREA					=	139.55
COMMUNITY AREA					=	191.21
ROOM -1 AREA					=	72.61
ROOM -2 AREA					=	76.53
				TOTAL	=	479.90
3. TOTAL STILT NON FAR AREA						
STILT NON FAR AREA					=	444.05
				TOTAL	=	444.05

PODIUM FLOOR LOBBY FAR AREA DETAIL

A. PODIUM FLOOR LOBBY FAR AREA DETAIL							
12	1	X	5.910	X	3.300	=	19.50
13	1	X	10.275	X	1.500	=	15.41
14	1	X	4.280	X	4.775	=	20.44
15	1	X	3.660	X	6.385	=	23.37
16	1	X	11.266	X	1.155	=	13.02
TOTAL LOBBY AREA						=	91.74
LESS 15% PRES. AREA			4.050	X	1.995	=	8.08
PODIUM LOBBY AREA = TOTAL LOBBY AREA - 15% PRES. AREA							
PODIUM FAR AREA			91.74	-	8.08	=	83.66

B. PODIUM FLOOR COMMUNITY AREA DETAIL *(IN FAR)*							
TOTAL AREA							
7	1	X	20.555	X	9.216	=	189.43
8	1	X	17.580	X	3.510	=	61.71
9	1	X	4.280	X	4.155	=	17.78
10	1	X	5.910	X	1.625	=	9.60
11	1	X	10.275	X	3.425	=	35.19
TOTAL PODIUM COMMUNITY AREA							313.72

C. PODIUM FLOOR CLUB AREA DETAIL *(IN FAR)*							
TOTAL AREA			39.210	X	33.564	=	1316.04
LESS AREA:-							
1	2	X	1.305	X	9.216	=	24.05
2	2	X	1.395	X	6.550	=	18.27
3	1	X	1.305	X	10.778	=	14.07
4	1	X	1.305	X	4.637	=	6.05
5	0.5	X	1.802	X	1.702	=	1.53
6	1	X	4.050	X	1.950	=	7.90
FIRE STAIR (15% PRES.)			5.68	X	3.30	=	18.74
COMMUNITY AREA						=	313.72
LOBBY AREA (FAR + 15% FAR AREA)						=	91.74
					TOTAL	=	496.08
PODIUM FLOOR CLUB AREA = TOTAL AREA (-) LESS AREA							
			1316.04	-	496.08	=	**819.97**
CHANGE ROOM AREA			12.570	X	6.715	=	84.41
NET PODIUM FLOOR CLUB AREA = PODIUM FLOOR CLUB AREA + CHANGE ROOM AREA							
			819.97	+	84.41	=	**904.38**

SUMMARY PODIUM FLOOR :-

1. TOTAL PODIUM FLOOR 15% PRESCRIBED FAR AREA		
PODIUM LOBBY 15% PRES. AREA	=	8.08
FIRE STAIRCASE	=	18.74
TOTAL	=	**26.82**
2. TOTAL PODIUM FAR AREA		
LOBBY AREA	=	83.66
COMMUNITY AREA	=	313.72
CLUB AREA	=	904.38
TOTAL	=	**1301.76**

LEGEND :-

- GROUND COVERAGE AREA
- 15 % PRESCRIBED FAR AREA

CLIENT : -
GAURSONS HI-TECH INFRASTRUCTURE (P) LIMITED
GAUR BIZ PARK PLOT NO.- 1, *ABHAY KHAND- II, INDIRAPURAM, GHAZIABAD*

PROJECT : -
GROUP HOUSING PROJECT - GAUR CITY, AT PLOT NO GC- 7/GH-01, SECTOR - 04, GREATER NOIDA

■ REVISED SUBMISSION DRAWING

SCALE : -

TITLE : - GROUND COVERAGE,FLOOR PLANS AREA DETAIL

OWNER'S SIGN — For Gaursons Hi-Tech Infrastructure Pvt. Ltd. — Authorised Signatory

ARCHITECT SIGN — KULDEEP AGGARWAL ARCHITECT (CA/98-10088) — Gaur Biz Park Plot No.1, Abhay Khand II, Indirapuram, Gzb.

GC-7
BLOCK- H

DRG. NO. : - SD-14