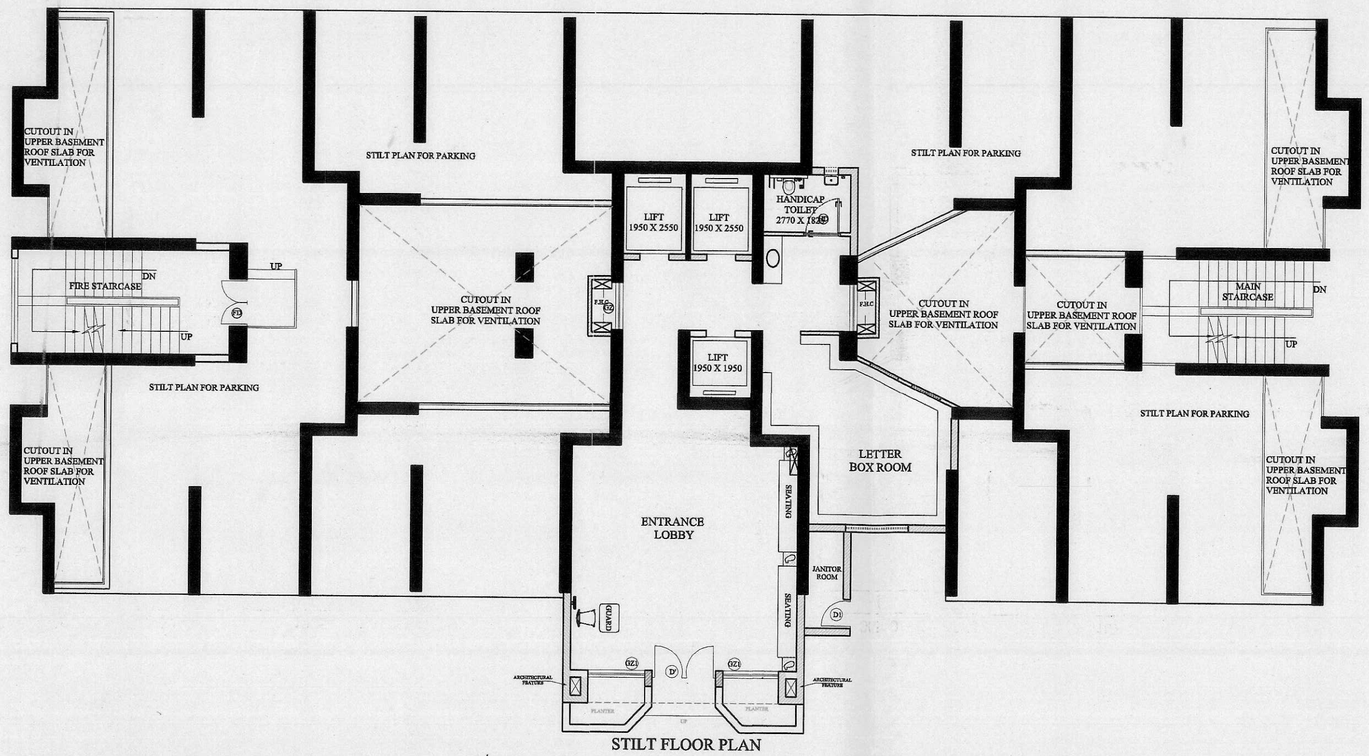

STILT FLOOR PLAN

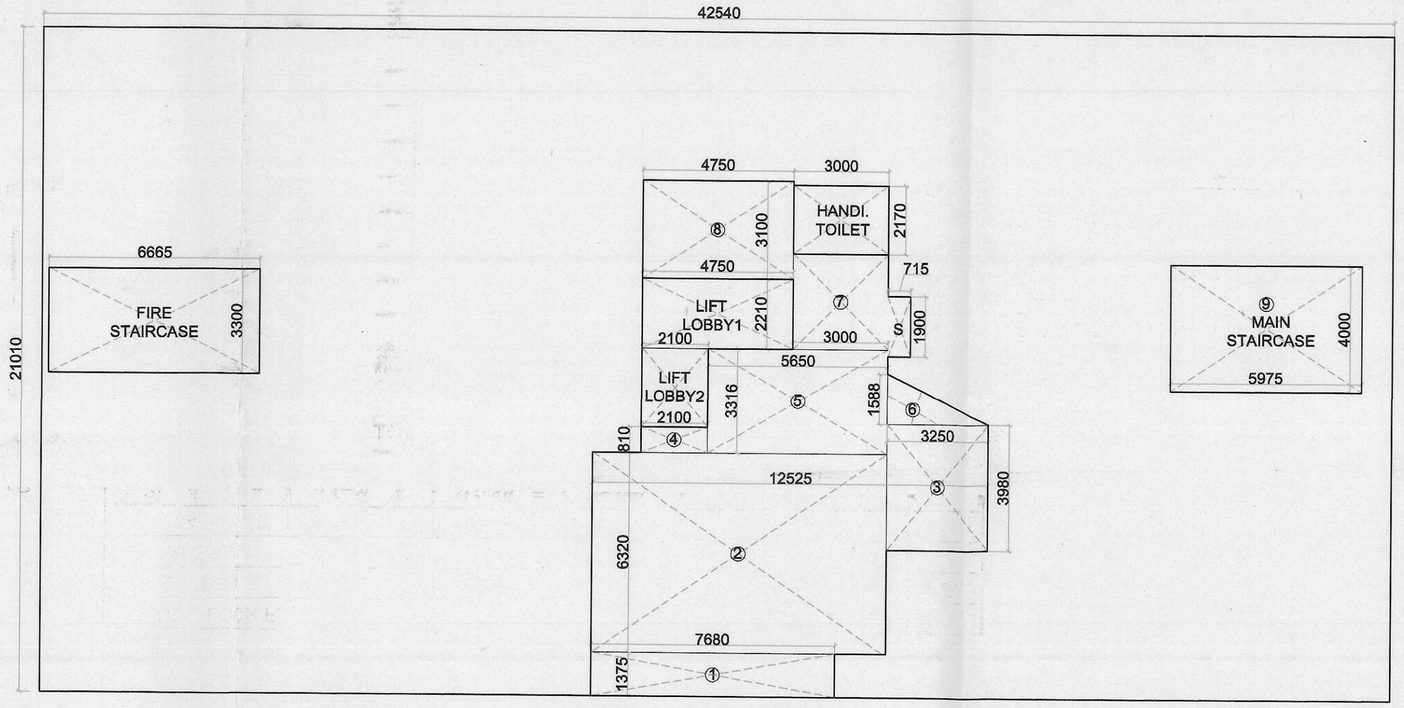

STILT FLOOR AREA DETAIL

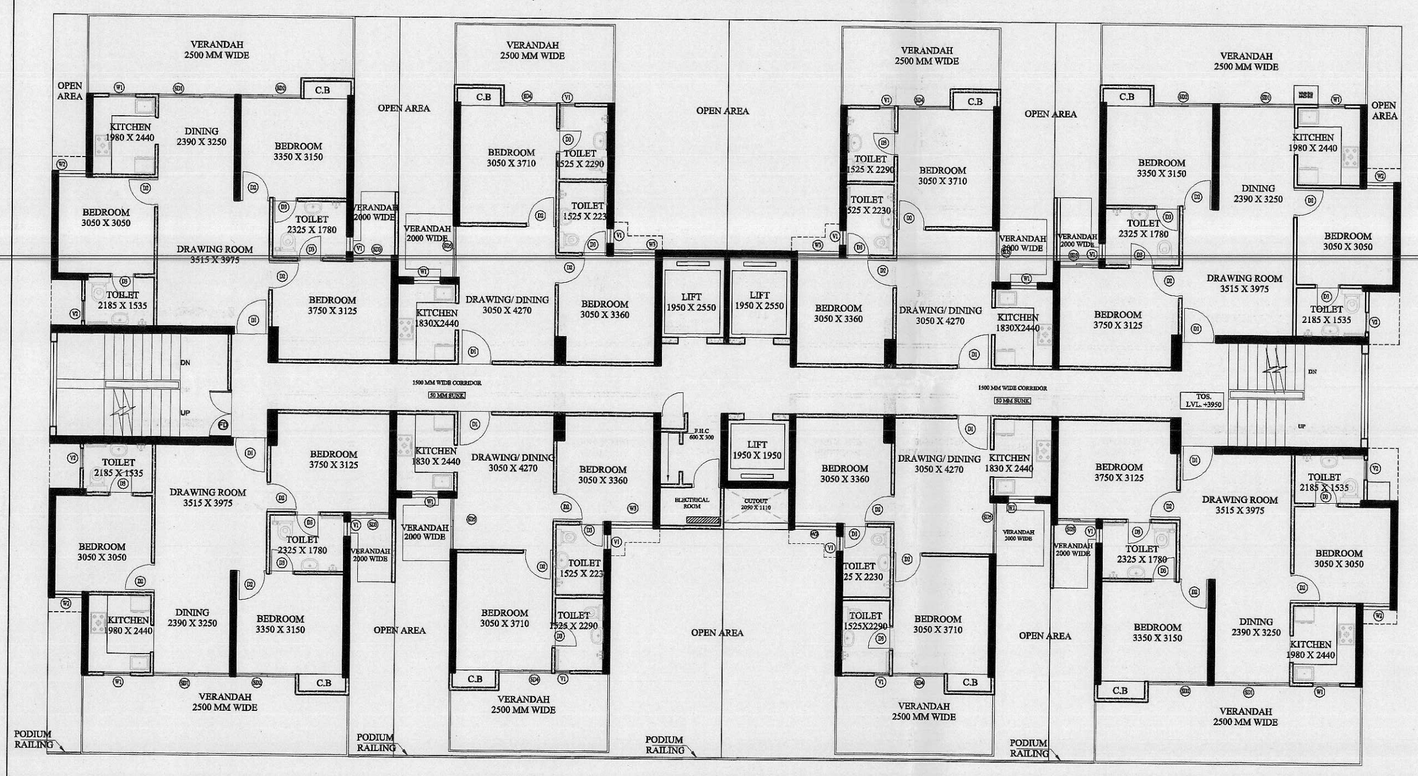

PODIUM FLOOR PLAN

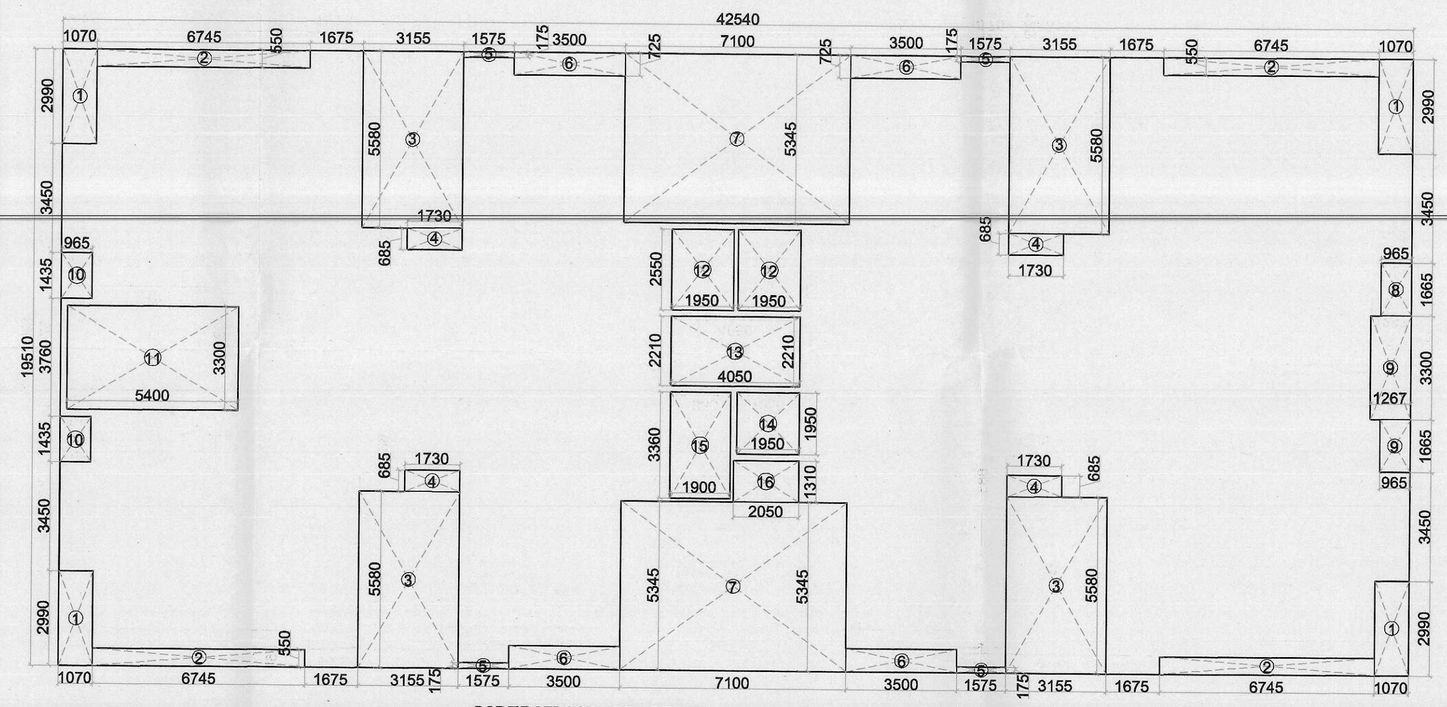

PODIUM FLOOR AREA DETAIL

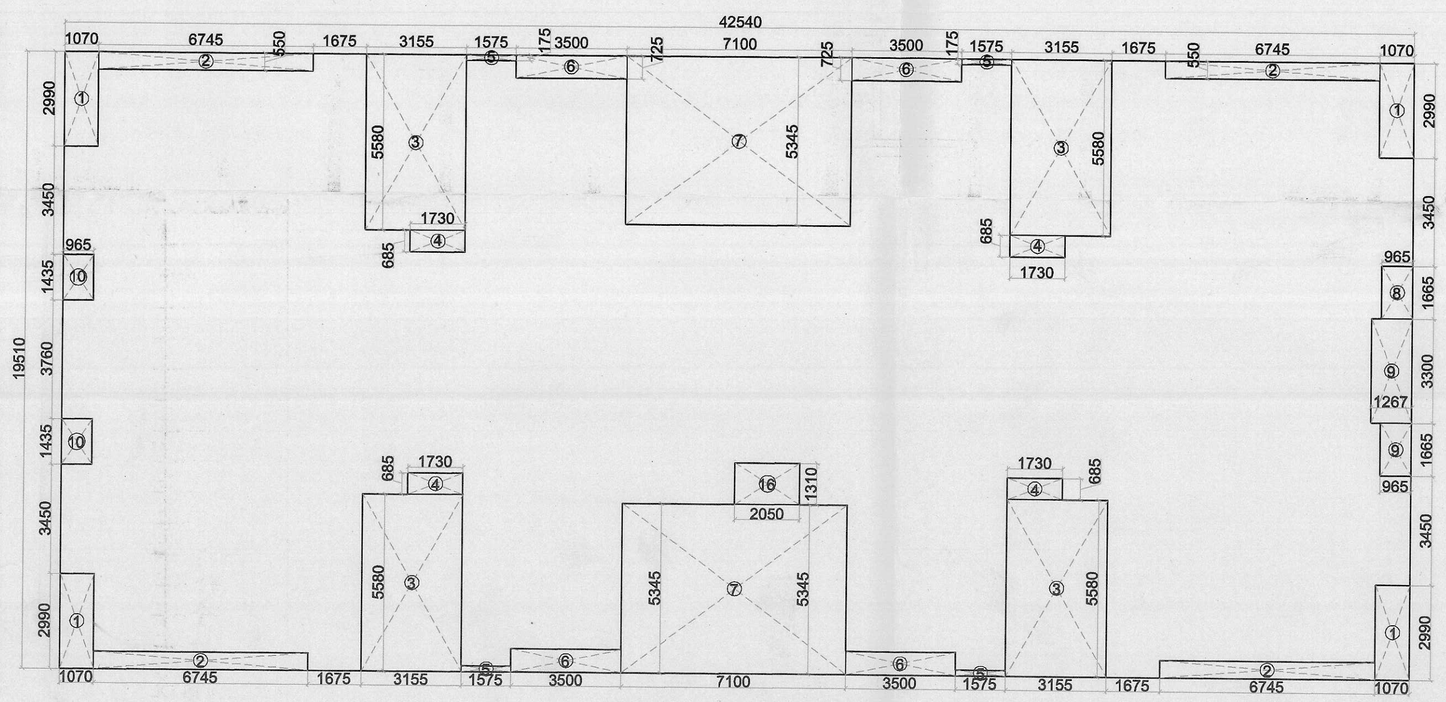

GROUND COVERAGE AREA DETAIL

GROUND COVERAGE AREA DETAIL							
TOTAL AREA		=	42.540	X	19.510	=	829.96
LESS AREA:-							
1	4	X	1.070	X	2.990	=	12.80
2	4	X	6.745	X	0.550	=	14.84
3	4	X	3.155	X	5.580	=	70.42
4	4	X	1.730	X	0.685	=	4.74
5	4	X	1.575	X	0.175	=	1.10
6	4	X	3.500	X	0.725	=	10.15
7	2	X	7.100	X	5.345	=	75.90
16	1	X	2.050	X	1.310	=	2.69
					TOTAL AREA	=	192.63
GROUND COVERAGE = TOTAL AREA (-) LESS AREA							
		=	829.96	-	192.63	=	637.32
OTHERS GROUND COVERAGE AREA							
EXCESS BALCONY AREA						=	12.36
NET GR.COVERAGE AREA = GR.COV(+)EXS.BALCONY							
			637.32	+	12.36	=	649.68

STILT FLOOR AREA DETAILS							
TOTAL AREA		=	42.540	X	21.010	=	893.77
STILT FAR AREA DETAIL							
1	1	X	7.680	X	1.375	=	10.56
2	1	X	7.275	X	6.320	=	45.98
3	1	X	3.250	X	3.980	=	12.94
4	1	X	0.810	X	2.100	=	1.70
5	1	X	5.650	X	3.316	=	18.74
6	0.5	X	3.250	X	1.588	=	5.16
7	1	X	3.000	X	3.020	=	9.06
8	1	X	4.750	X	3.100	=	14.73
9	1	X	5.975	X	4.000	=	23.90
					TOTAL	=	142.76
STILT 15% PRESCRIBED FAR AREA DETAIL							
LIFT LOBBY1			4.750	X	2.210	=	10.50
LIFT LOBBY2			2.100	X	2.500	=	5.25
SERVICES			0.715	X	1.845	=	1.32
H.TOILET			3.000	X	2.170	=	6.51
FIRE SATAIR			6.665	X	3.300	=	21.99
					TOTAL	=	35.07
STILT NON FAR AREA DETAILS							
1	TOTAL STILT AREA					=	893.77
2	TOTAL STILT FAR AREA					=	142.76
3	TOTAL STILT 15 % FAR AREA					=	35.07
TOTAL STILT NON FAR AREA = STILT AREA (-) STILT FAR (-) STILT 15 % FAR AREA							
	893.77	-	142.76	-	35.07	=	715.94

PODIUM FLOOR F.A.R.							
TOTAL AREA			42.540	X	19.510	=	829.96
LESS AREA:-							
1	4	X	1.070	X	2.990	=	12.80
2	4	X	6.745	X	0.550	=	14.84
3	4	X	3.155	X	5.580	=	70.42
4	4	X	1.730	X	0.685	=	4.74
5	4	X	1.575	X	0.175	=	1.10
6	4	X	3.500	X	0.725	=	10.15
7	2	X	7.100	X	5.345	=	75.90
8	2	X	0.965	X	1.665	=	3.21
9	1	X	1.267	X	3.300	=	4.18
10	2	X	0.965	X	1.435	=	2.77
11	1	X	5.400	X	3.300	=	17.82
12	2	X	1.950	X	2.550	=	9.95
13	1	X	4.050	X	2.210	=	8.95
14	1	X	1.950	X	1.950	=	3.80
15	1	X	1.900	X	3.360	=	6.38
16	1	X	2.050	X	1.310	=	2.69
				TOTAL AREA		=	249.70
PODIUM FLOOR FAR = TOTAL AREA (-) LESS AREA							
		=	829.96	-	249.70	=	580.26
25% EXCESS BALCONY AREA IN FAR						=	12.36
NET PODIUM FAR = TOTAL FAR + EXS. BALCONY AREA							
			580.26	+	12.36	=	592.61

15% PRESCRIBED FAR		
ITEM		AREA
LIFT WELL	=	3.21
LIFT LOBBY	=	4.18
LIFT WELL	=	2.77
FIRE STAIRCASE	=	17.82
LIFT WELL	=	9.95
LIFT LOBBY	=	8.95
LIFT WELL	=	3.80
SERVICES	=	6.38
TOTAL	=	57.07

Greater Noida Industrial Dev. Authority
APPROVED
Vide Letter No. ... Dated ...
Valid Upto Dated ...
Dy. Manager (Arch.)
Drawing Checked & Verified By
Sr. Dy. Manager (Arch.)
Dy. Manager (Arch.)

CLIENT : -
GAURSONS PROMOTERS PRIVATE LIMITED
Gaur Biz Park Plot No.-1, Abhay Khand-II,
Indirapuram, Ghaziabad

PROJECT : -
PROPOSED GROUP HOUSING PROJECT (GC-14)
GAUR CITY-2 AT PLOT NO - GC-12 & GC-14/GH-3,
SECTOR 16-C , GREATER NOIDA

■ REVISED SUBMISSION (GC-14)

SCALE : -

TITLE : -
FLOOR PLAN & AREA DETAIL

OWNER'S SIGN
For GAURSONS PROMOTER PVT. LTD.
Authorised Signatory

ARCHITECT SIGN
KAILASH AGARWAL
ARCHITECT
(CA-86-10089)
Gaur Biz Park, Plot No.1
Abhay Khand-II, Indirapuram, Gzb.

BLOCK - E

DRG. NO. : RSD-19