Market leader in Valuations and Chartered Engineering Services
"WE KEEP YOU RISK FREE"

REINFORCING YOUR BUSINESS
RK ASSOCIATES®
VALUERS & TECHNO ENGINEERING CONSULTANTS (P) LTD.
CIN : U74140DL2014PTC272484

REPORT FORMAT: V-L6 (Bank – P&M) | Version: 11.0_2022

CASE NO. VIS (2022-23)-PL295-Q071-275-506 **DATED: 10/10/2022**

VALUATION REPORT

OF

NATURE OF ASSETS	**PLANT & MACHINERY**
CATEGORY OF ASSETS	**INDUSTRIAL**
TYPE OF ASSETS	**INDUSTRIAL PLANT**

SITUATED AT

M/S. ALICON CASTALLOY LIMITED BEARING KHEWAT NO. 671, KHATA NO. 798, RECTANGLE NO. 90, MUSTIL NO. 90, KILA NO. 6/1/2/1 (2-0), 6/1/2 (5-0), 3 (8-0), 4(7-5), 3/2(1-7), 2/1(2-15), 2/2(2-17), BHORA KALAN, TEHSIL PATUDI, DISTRICT GURUGRAM, HARYANA 122413

- Corporate Valuers
- Business/ Enterprise/ Equity Valuations
- Lender's Independent Engineers (LIE)
- Techno Economic Viability Consultants (TEV)
- Agency for Specialized Account Monitoring (ASM)
- Project Techno-Financial Advisors
- Chartered Engineers
- Industry/ Trade Rehabilitation Consultants
- NPA Management
- Panel Valuer & Techno Economic Consultants for PSU Banks

OWNER/S

M/S. ALICON CASTALLOY LIMITED

REPORT PREPARED FOR

BANK OF MAHARASHTRA, PUNE

"Important - In case of any query/ issue/ concern or escalation you may please contact Incident Manager @ valuers@rkassociates.org. We will appreciate your feedback in order to improve our services.

NOTE: As per IBA Guidelines please provide your feedback on the report within 15 days of its submission after which report will be considered to be accepted & correct.

Valuation Terms of Services & Valuer's Important Remarks are available at www.rkassociates.org for reference.

CORPORATE OFFICE:
D-39, 2nd floor, Sector 2, Noida-201301
Ph - +91-0120-4110117, 4324647, +91 - 9958632707
E-mail - valuers@rkassociates.org | Website: www.rkassociates.org

PART A SNAPSHOT OF THE PLANT/ MACHINERY UNDER VALUATION

SITUATED AT

M/S. ALICON CASTALLOY LIMITED BEARING KHEWAT NO. 671, KHATA NO. 798, RECTANGLE NO. 90, MUSTIL NO. 90, KILA NO. 6/1/2/1 (2-0), 6/1/2 (5-0), 3 (8-0), 4(7-5), 3/2(1-7), 2/1(2-15), 2/2(2-17), BHORA KALAN, TEHSIL PATUDI, DISTRICT GURUGRAM, HARYANA 122413

R.K. Associates Valuers & Techno Engineering Consultants Pvt. Ltd.

PART B — SUMMARY OF THE VALUATION REPORT

S.NO.	CONTENTS	DESCRIPTION		
1.	**GENERAL DETAILS**			
a.	Report prepared for	Bank of Maharashtra, Pune		
b.	Name & Address of Organization	M/S. Alicon Cast Alloy Limited Bearing Khewat No. 671, Khata No. 798, Rectangle No. 90, Mustil No. 90, Kila No. 6/1/2/1 (2-0), 6/1/2 (5-0), 3 (8-0), 4(7-5), 3/2(1-7), 2/1(2-15), 2/2(2-17), Bhora Kalan, Tehsil Patudi, District Gurugram, Haryana 122413		
c.	Work Order No. & Date	Dated-: 18/08/2022		
d.	Name of Borrower unit	M/s. Alicon Cast alloy Limited		
e.	Address at which Plant & Machinery located	Khewat No. 671, Khata No. 798, Rectangle No. 90, Mustil No. 90, Kila No. 6/1/2/1 (2-0), 6/1/2 (5-0), 3 (8-0), 4(7-5), 3/2(1-7), 2/1(2-15), 2/2(2-17), Bhora Kalan, Tehsil Patudi, District Gurugram, Haryana 122413		
f.	Google Map Location	Enclosed with the Report		
		Coordinates or URL: 28°19'03.6"N 76°52'29.5"E		
g.	Type of the Plant/ Machinery	Manufacturing Plant		
h.	Nature of Industry	Automotive Aluminum Die Casting Plant.		
i.	Type of Valuation	Industrial Plant & Machinery Valuation		
j.	Report Type	Plain Asset Valuation		
k.	Date of Appointment	18 September 2022		
l.	Date of Inspection of the Property	22 September 2022		
m.	Date of Valuation	10 October 2022		
n.	Date of Valuation Report	10 October 2022		
o.	Plant Technical person name, contact number & designation assisted for Survey	**Name**	**Relationship with Owner**	**Contact Number**
		Mr. Sunil Tripathi	Sr. Manager-Finance & Accounts	+91 9540053527
p.	Purpose of the Valuation	For Periodic Re-valuation of the mortgaged property		
q.	Scope of the Assessment	Non Binding Opinion on General Prospective Valuation Assessment of the Plant & Machineries as found on site on as-is-where basis.		
r.	Out-of-Scope of the Assessment	i. Verification of authenticity of documents from originals or cross checking from any Govt. dept. is not done at our end. ii. Legal aspects & rights of the Plant & Machinery are out-of-scope of this report. iii. Preparing inventory list of P&M is out of scope of work. iv. Componentization of Plant & Machinery is out of scope of this report. v. Identification of the P&M is only limited to cross verification of major machines & production lines.		

		vi. Technical/ mechanical/ operational testing of the machines is out-of-scope of the report. vii. Comment/ determination on technological aspect is out of scope of this report. viii. Any kind of machine/ process design is out of scope of the report.	
s.	Information provided/ available for assessment	**Documents Requested**	**Documents Provided**
		Total **05** documents requested.	Total **05** documents provided.
		Detailed Fixed Asset Register/ Inventory Sheet	Fixed Asset Register
		Invoices/ Bills	Invoices/ Bills
		Last paid Electricity Bill	Account No. G33BIHT0080
		Factory License	License Registration No. 7557
		Pollution Certificate	Consent No. 313119820GUSOCTO7744523.
t.	Details of the Person providing the Information	Name	Mr. Sunil Tripathi
		Contact Number	+91 9540053527
		Email id	sunil.tripathi@alicongroup.co.in
u.	Manner in which identification of the Assets is done	☒ Cross checked from the name of the machines mentioned in the FAR/ Inventory list name plate displayed on the machine	
		☒ Identified by the company's representative	
		☐ Identified from the available Invoices	
		☐ Identification of the machines could not be done properly	
		☒ Due to large number of machines/inventory, only major production lines & machines have been checked	
		☐ Physical inspection of the machines could not be done	**NA**

2.	**VALUATION SUMMARY**	
a.	Total Prospective Fair Market Value	**Rs. 54,40,00,000 /-**
b.	Total Expected Realizable	**Rs. 46,24,00,000 /-**
c.	Distress Value	**Rs. 40,80,00,000 /-**
3.	**ENCLOSURES**	
a.	**Part A**	**SNAPSHOT OF THE PLANT/ MACHINERY UNDER VALUATION**
b.	**Part B**	**SUMMARY OF THE VALUATION REPORT**

c.	**Part C**	**CHARACTERISTICS DESCRIPTION OF PLANT/ MACHINERY**
d.	**Part D**	**PROCEDURE OF VALUATION ASSESMENT**
e.	**Part E**	**Procedure of Valuation Assessments**
f.	Enclosure 1	Google Map – Page No.18
g.	Enclosure 2	Photographs – Pages 19-22
h.	Enclosure 3	Valuer's Important Remarks

R.K. Associates Valuers & Techno Engineering Consultants Pvt. Ltd.

PART C — CHARACTERISTICS DESCRIPTION OF PLANT/ MACHINERY

S.NO.	CONTENTS	DESCRIPTION	
1.	**TECHNICAL DESCRIPTION OF THE PLANT/ MACHINERY**		
a.	Nature of Plant & Machinery	Automotive Aluminum Die Casting Plant.	
b.	Size of the Plant	Medium scale Plant	
c.	Type of the Plant	Semi Automatic	
d.	Year of Installation/ Commissioning/ COD *(Commercial Operation Date)*	2005	
e.	Production Capacity	1200 Ton/Day	
f.	Capacity at which Plant was running at the time of Survey	900 Ton/Day	
g.	Number of Production Lines	04	
h.	Condition of Machines	Good.	
i.	Status of the Plant	Fully operational	
j.	Products Manufactured in this Plant	Aluminum Die Casting.	
k.	Recent maintenance carried out on	Preventive Maintenance as per their requirement.	
l.	Recent upgradation, improvements if done any	No	
m.	Total Gross Block & Net Block of Assets	**Gross Block**	**Net Block**
		As on 18/09/2022	
		Rs. 94,17,81,204 /-	**Rs. 43,89,04,970 /-**
n.	Any other Details if any	NA	

2. MANUFACTURING PROCESS

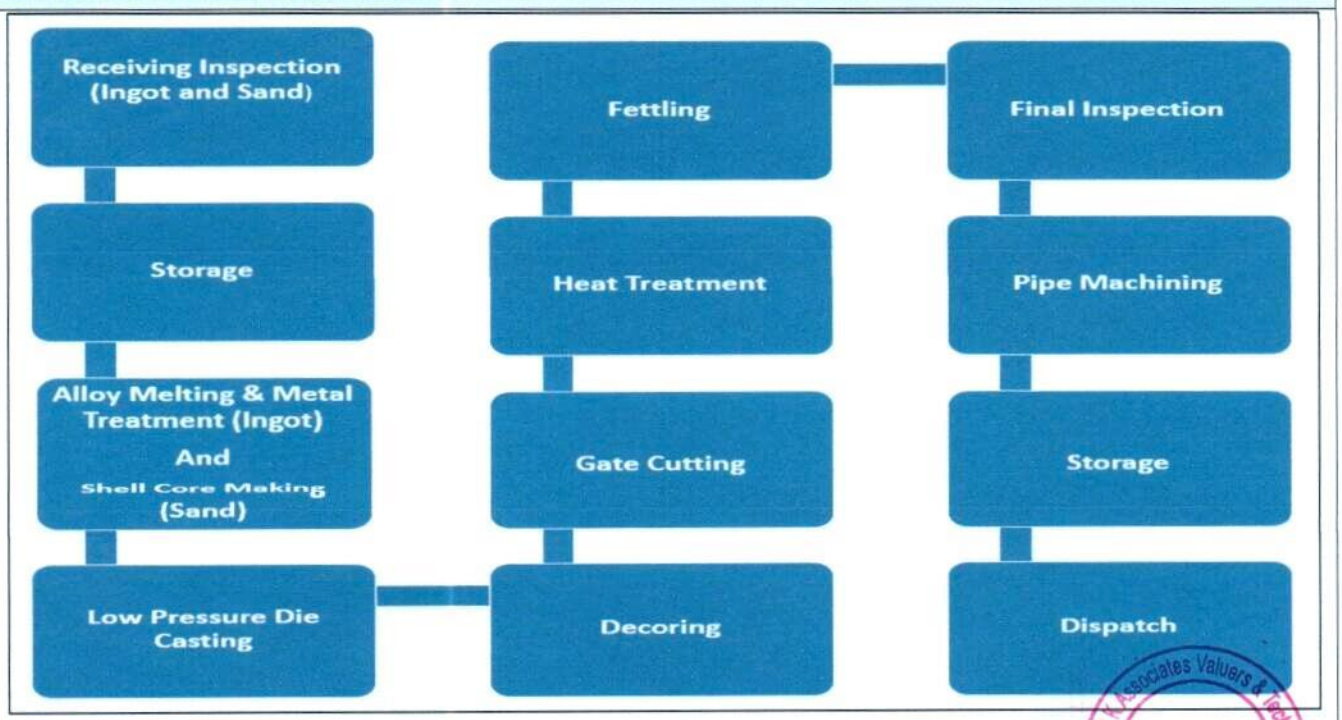

3.	**TECHNOLOGY TYPE/ GENERATION USED AND TECHNOLOGICAL COLLABORATIONS IF ANY**	
a.	Technology Type/ Generation Used in this Plant	New Generation
b.	Technological Collaborations If Any	Yes with Enkai Corporation, Japan
c.	Current Technology used for this Industry in Market	Low Pressure Die Casting
4.	**RAW MATERIALS REQUIRED & AVAILABILITY**	
	Type of Raw Material	Sand, Aluminum
	Availability	Easily Available.
5.	**AVAILABILITY & STATUS OF UTILITIES**	
	Power/ Electricity	2500KVA/Available
	Water	Available
	Road/ Transport	Available
6.	**COMMENT ON AVAILABILITY OF LABOUR**	
	Availability	Appears to be easily & adequately available and no labour issues came to our knowledge during site inspection.
	Number of Labours working in the Factory	Skilled and Unskilled Labours is ~500
7.	**SALES TRANSACTIONAL PROSPECTS OF SUCH PLANTS/ MACHINERY**	
	Public auction (orderly)	
	Reason: This is a Mid scale Plant and all are general used machines which can be used in similar industry and cost of dismantling and transporation will not be very high. So, for fetching maximum value is through strategic sale to the players who are already into same or similar Industry who have plans for expansion or any large conglomefrate who plans to enter into this new Industry	
8.	**DEMAND OF SUCH PLANT & MACHINERY IN THE MARKET**	
	Appears to be good as per general information available in public domain.	
9.	**INSPECTION/ SURVEY DETAILS**	
a.	Plant has been surveyed by our Engineering Team on 22/09/2022. being experienced and expert in such kind of Plants.	
b.	Site inspection was done in the presence of Company's Employee. Mr. Sunil Tripathi (Sr. Manager-Finance & Accounts who were available from the company to furnish any specific detail about the Plant & Machinery.	
c.	Our team examined & verified the machines and utilities from the FAR provided by the Company. Only major machinery, process line & equipment has been verified.	
d.	Photographs have also been taken of all the Machines and its accessories installed there.	
e.	Plant was found fully operational at the time of survey. There were four production line in the plant and all of them were in working and operational condition.	

f.	During the course of our site visit we have not found any vehicles which is mentioned in the FAR. After the discussion with Mr. Sunil Tripathi we got to know all the vehicles are sold out. Hence we haven't considered any vehicles in our valuation exercise.
g.	Details have been cross checked as per the documents provided to us by the company and what was observed at the site.
h.	Condition of the machines is checked through visual observation only. No technical/ mechanical/ operational testing has been carried out to ascertain the condition and efficiency of machines.
i.	Site Survey has been carried out on the basis of the physical existence of the assets rather than their technical expediency.
j.	As per the overall site visit summary, Plant appeared to be in Good condition.

R.K. Associates Valuers & Techno Engineering Consultants Pvt. Ltd.

PART D PROCEDURE OF VALUATION ASSESMENT

1.	GENERAL INFORMATION				
i.	Important Dates	**Date of Appointment**	**Date of Inspection of the Property**	**Date of Valuation Assessment**	**Date of Valuation Report**
		18 September 2022	21 September 2022	23 September 2022	10 October 2022
ii.	Client	Bank of Maharashtra, Pune			
iii.	Intended User	Bank of Maharashtra, Pune			
iv.	Intended Use	To know the general idea on the market valuation trend of the property as per free market transaction. This report is not intended to cover any other internal mechanism, criteria, and considerations of any organization as per their own need, use & purpose.			
v.	Purpose of Valuation	For Periodic Re-valuation of the mortgaged property			
vi.	Scope of the Assessment	Non binding opinion on the assessment of Plain Physical Asset Valuation of the property identified to us by the owner or through his representative.			
vii.	Restrictions	This report should not be referred for any other purpose, by any other user and for any other date other then as specified above.			
viii.	Manner in which identification of the Assets is done	☒	Cross checked from the name of the machines mentioned in the FAR/ Inventory list name plate displayed on the machine		
		☒	Identified by the company's representative		
		☐	Identified from the available Invoices		
		☐	Identification of the machines could not be done properly		
		☐	Due to large number of machines/ inventories, only major production lines & machines have been checked		
		☒	Enquired from local residents/ public		
		☐	Physical inspection of the machines could not be done		
ix.	Type of Survey conducted	Full survey (inside-out for verification of assets with photographs)			

2.	ASSESSMENT FACTORS			
i.	Valuation Standards considered	Mix of standards such as IVS and others issued by Indian authorities & institutions and improvised by the RKA internal research team as and where it is felt necessary to derive at a reasonable, logical & scientific approach. In this regard proper basis, approach, working, definitions considered is defined below which may have certain departures to IVS.		
ii.	Nature of the Valuation	Fixed Assets Valuation		
iii.	Nature/ Category/ Type/ Classification of Asset under Valuation	**Nature**	**Category**	**Type**
		PLANT & MACHINERY	INDUSTRIAL	INDUSTRIAL PLANT & MACHINERY
		Classification	Only business use asset	

iv.	Type of Valuation *(Basis of Valuation as per IVS)*	Primary Basis	Fair Market Value		
		Secondary Basis	On-going concern basis		
v.	Present market state of the Asset assumed *(Premise of Value as per IVS)*	Under Normal Marketable State			
		Reason: Asset under free market transaction state			
vi.	Physical Infrastructure availability factors of the locality	**Water Supply**	**Sewerage/ sanitation system**	**Electricity**	**Road and Public Transport connectivity**
		Yes	Not Available, managed by owner self-resources.	Yes	Easily available
		Availability of other public utilities nearby		**Availability of communication facilities**	
		Transport, Market, Hospital etc. are available in close vicinity		Major Telecommunication Service Provider & ISP connections are available	
vii.	Neighbourhood amenities	Average			
viii.	Any New Development in surrounding area	None	None		
ix.	Any specific advantage/ drawback in the plant and machines	No Sewage or water treatment plant is not available in the area.			
x.	Machines overall usability/ utility Factor	Normal			
xi.	Subject Industrial sector/ product manufactured outlook	Positive and growing			
xii.	Best Sale procedure to realize maximum Value *(in respect to Present market state or premise of the Asset as per point (iv) above)*	Fair Market Value			
		Free market transaction at arm's length wherein the parties, after full market survey each acted knowledgeably, prudently and without any compulsion.			
xiii.	Hypothetical Sale transaction method assumed for the computation of valuation	Fair Market Value			
		Free market transaction at arm's length wherein the parties, after full market survey each acted knowledgeably, prudently and without any compulsion.			
xiv.	Approach & Method of Valuation Used	**Approach of Valuation**		**Method of Valuation**	
		Cost Approach		Depreciated Replacement Cost Method	
xv.	Type of Source of Information	Level 3 Input (Tertiary)			
xvi.	Any other aspect which has relevance on the value or marketability of the machines	The marketability for the machines depends upon the industry outlook, make, market condition, raw material, maintenance, raw material, usability, capacity.			

R.K. Associates Valuers & Techno Engineering Consultants Pvt. Ltd.

		This Valuation report is prepared based on the facts of the assets & market situation on the date of the survey. It is a well-known fact that the market value of any asset varies with time & socio-economic conditions prevailing in the region/ country. In future assets market may go down, asset conditions may change or may go worse, plant vicinity conditions may go down or become worse, plant sector outlook may change due to impact of Govt. policies or effect of domestic/ world economy, usability prospects of the Plant may change, etc. Hence user of this report should take into consideration all such future risk while taking any business decision.
xvii.	**Basis of computation & working**	
xviii.	**Main Basis:**	

a. ***Basic Methodology:*** *For arriving at fair market value of P&M & other fixed assets our engineering team has rationally applied the mixture of* ***'sales comparison approach (market approach)' and the 'cost approach (depreciated replacement cost)'****. The fair market value of Plant & Machinery on the date of valuation is its cost of reproduction & commissioning on that date less the depreciation & other deterioration deductions (Technological, Economic, Functional obsolescence) or premium for good maintenance from the date of commissioning of the machinery to the date of its valuation.*

b. *Core P&M Asset Valuation is done keeping in mind various factors like technology used, machines availability, its condition, average age, maintenance & service and parts replacement availability of the machines and more importantly demand in the market.*

c. *The main data point for the Valuation of Plant & Machinery is the Fixed Asset Register maintained by the company. Plant & Machinery FAR has been provided by the company which has been relied upon in good faith. Provided FAR included assets in different heads like Land, Building, Plant & Machinery, Electrical equipment's, Furniture & fittings, Office equipment, etc. Assets under different heads are segregated and are evaluated separately. From the Fixed Asset Register List two key inputs, Date of Capitalization and Cost of capitalization are taken which play vital role in evaluating used Plant & Machinery valuation.*

d. *Provided Capitalization cost in FAR doesn't include any kind of soft cost like pre-operative, finance, IDC expenses, etc. incurred during establishment of the Project.*

e. *For calculating Replacement Cost of the machines as on date, Cost Inflation Index is taken into consideration.*

f. *For evaluating depreciation, depreciation chart prescribed in Companies Act-2013 and by other International organization such as American Society of Appraisers, normal Industry practice for ascertaining useful life of different types of machines are followed. Useful life of Primary machines of the Plant like low pressure Die casting machine, Shell core shooter machine, Grinding machine, Heat Treatment Furnace, Air Compressor, Sand Muller Machine etc.is taken as 15 to 20 years. For other auxiliary machinery & equipment average life varies from 5 – 15 years.*

g. *On the Depreciated Replacement Cost (DRC) deduction for obsolescence/ deterioration for additional depletion has been taken to arrive at the estimated Prospective Fair Market Value of the machines due to its poor condition.*

h. ***Underline assumption*** *for the evaluation of this Plant & Machinery is that it will be sold as an Integrated Plant and not as discrete/ piecemeal machinery basis.*

i. *Market & Industry scenario is also explored for demand of such Plants and it is found that many other aluminum die casting making units are also present in different states of the India.*

j. *Valuation of the asset is done as found on as-is-where basis on the site as identified to us by*

client/ owner/ owner representative during site inspection by our engineer/s unless otherwise mentioned in the report.

k. *The valuation of the Plant/ Machinery has been done considering the plant as a whole. The individual value for machines shown is for illustration purpose, and may vary from market rates since the valuation is done using cost approach method and finally cross verified from market approach as a whole plant and not individual machine.*

l. *Valuation of the machines/ Plant is done taking into consideration that whether it is specific purpose machines or general used machines.*

m. *Consolidated valuation sheet of Plant & Machinery and other asset items are mentioned below with depreciated current market value as per different category of the machines/assets cumulated together. Our engineering team has separated the Cost of Equipment's in the different sections of the plant. The cost of equipment considered from P&M List doesn't includes Pre-operative, Finance, and IDC Charges etc. The capitalized/ purchase cost of machinery considered from P&M List consists of final commissioning of machines which includes freight, taxes, insurance, etc.*

Other Basis:

n. *Analysis and conclusions adopted in the report are limited to the reported assumptions, conditions and information came to our knowledge during the course of the work and based on the Standard Operating Procedures, Best Practices, Caveats, Limitations, Conditions, Remarks, Important Notes, Valuation TOR and definition of different nature of values.*

o. *The indicative value has been suggested based on the prevailing market rates that came to our knowledge during secondary & tertiary market research and is not split into formal & informal payment arrangements. Most of the deals takes place which includes both formal & informal payment components. Deals which takes place in complete formal payment component may realize relatively less actual transaction value due to inherent added tax, stamp registration liabilities on the buyer.*

p. *Secondary/ Tertiary costs related to asset transaction like Installation, maintenance and Logistics costs pertaining to the sale/ purchase of the assets are not considered separately while assessing the indicative estimated Market Value and is assumed to be included in the Cost of capitalization provided by the client.*

q. *The condition assessment and the estimation of the residual economic life of the machinery and assets are only based on the visual observations and appearance found during the site survey. We have not carried out any physical tests to assess the working and efficiency of the machines and assets.*

r. *Any kind of unpaid statutory, utilities, lease, interest or any other pecuniary dues on the asset or on its owners has not been factored in the Valuation.*

s. *Valuation is done for the asset found on as-is-where basis which owner/ owner representative/ client/ bank has shown to us on site of which some reference has been taken from the information/ data given in the copy of documents provided to us which have been relied upon in good faith and we have assumed that it to be true and correct.*

xix. **ASSUMPTIONS**

a. *Documents/ Information/ Data provided by the client/ property owner or his representative both written & verbally is true and correct without any fabrication and has been relied upon in good faith.*

b. *The assets and interests therein have been valued free and clear of any liens or encumbrances unless stated otherwise. No hidden or apparent conditions regarding the subject assets or their ownership are assumed to exist. No opinion of title is rendered in this report and a good title is*

	assumed unless stated otherwise. *c. It is assumed that the concerned Lender/ Financial Institution has asked for the valuation of that property after satisfying the authenticity of the documents given to us and for which the legal verification has been already taken and cleared by the competent Advocate before requesting for the Valuation report. I/ We assume no responsibility for the legal matters including, but not limited to, legal or title concerns.* *d. Payment condition during transaction in the Valuation has been considered on all cash basis which includes both formal & informal payment components as per market trend.* *e. Sale transaction method of the asset is assumed as Free market transaction without any compulsion unless otherwise mentioned while assessing Indicative & Estimated Fair Prospective Market Value of the asset unless otherwise stated.*
xx.	**SPECIAL ASSUMPTIONS**
	None
xxi.	**LIMITATIONS**
	None

SUMMARY OF PLANT & MACHINERY|M/s. ALICON CASTALLOY LIMITED.| KHATA NO. 798, RECTANGLE NO. 90, MUSTIL NO. 90, KILA NO. 6/1/2/1 (2-0), 6/1/2 (5-0), 3 (8-0), 4(7-5), 3/2(1-7), 2/1(2-15), 2/2(2-17), BHORA KALAN, TEHSIL PATUDI, DISTRICT GURUGRAM, HARYANA 122413

S.no	Particulars	Estimated Reproduction Cost of the Asset	Net Block	Fair Market Value
1	Plant and Machinery and Other Fixed Assets	₹ 1,13,93,72,387/-	₹ 43,89,04,970/-	₹ 54,40,54,077/-
	Total	**₹ 1,13,93,72,387/-**	**₹ 43,89,04,970/-**	**₹ 54,40,54,077/-**

1. Assets items pertaining to M/s. Alicon Cast Alloy Limited Bearing Khewat No. 671, Khata No. 798, Rectangle No. 90, Mustil No. 90, Kila No. 6/1/2/1 (2-0), 6/1/2 (5-0), 3 (8-0), 4(7-5), 3/2(1-7), 2/1(2-15), 2/2(2-17), Bhora Kalan, Tehsil Patudi, District Gurugram, Haryana 122413.

2. M/S. Alicon Cast Alloy Limited has provided us the Fixed Assets Register (FAR) for the purpose of valuation. This FAR has the capitalizations of items based on the capex incurred under various heads and shown it in.

3. For evaluating the useful life for calculation of depreciation, Central Electricity Commission Guidelines, chart of companies acts 2013, and American society of appraisers (ASA) are preferred.

4. Useful life of Primary machines of the plant like Low Pressure Die Casting Machine, Shell Core Casting Machine, Grinding Machine, Heat Treatment Furnace, Air Compressor, Sand Muller Machine, etc. is taken as 15 to 20 years. For other auxiliary machines & equipment varies from 5 to 15 years.

5. For evaluating the Gross reproduction cost of the machines and equipment's, we have adopted the cost approach methodology (cost indexation factor).

6. During the site visit, the plant was in operational condition and running at the capacity of 900 Metric ton per month as per the information provided to us from the Sr. Accounts Manager Mr. Sunil Tripathi.

3.	CONSOLIDATED VALUATION ASSESSMENT OF THE PLANT AND MACHINERY		
Sr.No.	**Particulars**	**Book Value**	**Indicative & Estimated Prospective Fair Market Value**
a.	Plant & Machinery Value	**Rs. 43,89,04,970/-**	**Rs. 54,40,54,077/-**
b.	Additional Premium if any	NA	NA
	Details/ Justification	NA	NA
c.	Deductions charged if any	---	NA
	Details/ Justification	---	NA
d.	**Total Indicative & Estimated Prospective** Fair Market Value	---	**Rs. 54,40,54,077/-**
e.	**Rounded Off**	---	**Rs. 54,40,00,000 /-**
f.	**Indicative & Estimated Prospective** Fair Market Value in words	**Rupees Fifty Four Crore and Forty Lakh Only/-**	
g.	**Expected Realizable Value (@ ~15% less)**	---	**Rs. 46,24,00,000 /-**
h.	**Expected Distress Sale Value (@ ~25% less)**		**Rs. 40,80,00,000 /-**
i.	**Concluding Comments/ Disclosures if any**		

a. We are independent of client/ company and do not have any direct/ indirect interest in the property.

b. This valuation has been conducted by R.K Associates Valuers & Techno Engineering Consultants (P) Ltd. and its team of experts.

c. This Valuation is done for the property found on as-is-where basis as shown on the site by the Bank/ customer of which photographs is also attached with the report.

d. Reference of the property is also taken from the copies of the documents/ information which interested organization or customer could provide to us out of the standard checklist of documents sought from them and further based on our assumptions and limiting conditions. All such information provided to us has been relied upon in good faith and we have assumed that it is true and correct. However we do not vouch the absolute correctness of the property identification, exact address, physical conditions, etc. based on the documents provided to us since property shown to us may differ on site Vs as mentioned in the documents or incorrect/ fabricated documents may have been provided to us.

e. Legal aspects for eg. investigation of title, ownership rights, lien, charge, mortgage, lease, verification of documents from originals or from any Govt. department, etc. has to be taken care by legal experts/ Advocates and same has not been done at our end.

f. The valuation of an asset is an estimate of the worth of that asset which is arrived at by the Valuer in his expert opinion after factoring in multiple parameters and externalities. This may not be the actual price of that asset and the market may discover a different price for that asset.

g. This report only contains opinion based on technical & market information which came to our knowledge during the course of the assignment. It doesn't contain any recommendations.

h. This report is prepared following our Standard Operating Procedures & Best Practices and will be subject to Limitations, Conditions, Valuer's Remarks, Important Notes, Valuation TOS and basis of computation & working as described above.

i. The use of this report will become valid only after payment of full fees as per the Payment Terms. Using this report or any part content created in this report without payment of charges will be seen as misuse and unauthorized use of the report.

j. **IMPORTANT KEY DEFINITIONS**

Fair Value *suggested by the competent Valuer is that prospective estimated amount in his expert & prudent opinion of the subject asset/ property without any prejudice after he has carefully & exhaustively evaluated the facts & information came in front of him or which he could reasonably collect during the course of the assessment related to the subject asset on an as-is, where-is basis in its existing conditions, with all its existing advantages & disadvantages and its potential possibilities which is just & equitable at which the subject asset/ property should be exchanged between a willing buyer and willing seller at an arm's length transaction in an open & unrestricted market, in an orderly transaction after proper marketing, wherein the parties, each acted knowledgeably, prudently without any compulsion on the date of the Valuation.*

Fair Value without using the term "Market" in it describes that the value suggested by the Valuer may not mandatorily follow or may not be in complete consonance to the established Market in his expert opinion. It may or may not follow market dynamics. But if the suggested value by the valuer is not within the prevailing Market range or is assessed for an asset is located in an un-established Market then the valuer will give reasonable justification & reasoning that for what reasons the value suggested by him doesn't follow the prevailing market dynamics.

Fair Market Value *suggested by the competent Valuer is that prospective estimated amount in his expert & prudent opinion of the subject asset/ property without any prejudice in consonance to the Market dynamics after he has carefully & exhaustively evaluated the facts & information came in front of him or which he could reasonably collect during the course of assessment related to the subject asset on an as-is, where-is basis in its existing conditions, with all its existing advantages & disadvantages and its potential possibilities which is just & equitable at which the subject asset/ property should be exchanged between a willing buyer and willing seller at an arm's length transaction in an open & unrestricted market, in an orderly transaction after proper marketing, wherein the parties, each acted knowledgeably, prudently without any compulsion on the date of the Valuation.*

Here the words "in consonance to the established Market" means that the Valuer will give opinion within the realms & dynamics of the prevailing market rates after exhaustively doing the micro market research. However due to the element of "Fair" in it, valuer will always look for the factors if the value should be better than the market realms which is just & equitable backed by strong justification and reasoning.

Market Value *suggested by the competent Valuer is that prospective estimated amount which is average price of the similar comparable assets prevailing in an open & established market during the near period of the date of valuation at which the subject asset/ property should be exchanged between a willing buyer and willing seller on an as-is, where-is basis in its existing conditions, with all its existing advantages & disadvantages and its potential possibilities at an arm's length transaction in an open, established & unrestricted market, in an orderly transaction, wherein the parties, each acted without any compulsion on the date of the Valuation.*

R.K. Associates Valuers & Techno Engineering Consultants Pvt. Ltd.

	Using the term "Market Value" without "Fair" omits the elements of proper marketing, acting knowledgeably & prudently. *Market and market participants can be sentimental, inclined towards the transaction without the element of complete knowledge & prudence about facts or due diligence of the asset therefore "each acted knowledgeably, prudently" has been removed from the marker Value definition.*
	***Realizable Value** is that minimum prospective estimated value of the asset/ property which it may be able to fetch at the time of actual property transaction factoring in the element of discount due to the prospects of deep negotiations between the buyer & seller when the parties in-principally find Fair Market Value reasonable and sits together to close the deal and the transaction across the table. Discount percentage on the Fair Market Value due to negotiation will depend on the nature, size, various salability prospects of the subject asset, the needs of the buyer & the seller and kind of payment terms. In some of the cases Realizable and Fair Market Value may also be equal.*
	Distress Sale Value *is that value when the property is attached with any process such as mortgaged financing, financial or operational dues which is under any stress condition or situation and the stakeholders are under process of finding resolution towards it to save the property from being attached to a formal recovery process. In this type of sale, minimum fetch value assessed will always be less than the estimated Fair Market Value where the discount of percentage will depend upon various circumstances and factors such as nature, size, salability prospects of the property and kind of encumbrance on the property. In this type of sale, negotiation power of the buyer is always more than the seller and eagerness & pressure of selling the property will be more on the seller than the buyer.*
	***Liquidation Value** is the amount that would be realized when an asset or group of assets are sold due to any compulsion or constraints such as in a recovery process guided by statute, law or legal process, clearance sale or any such condition or situation thereof where the pressure of selling the asset/ property is very high to realize whatever maximum amount can be from the sale of the assets in a limited time for clearance of dues or due to closure of business. In other words, this kind of value is also called as forced sale value.*
	***Difference between Cost, Price & Value:** Generally, these words are used and understood synonymously. However, in reality each of these has a completely different meaning, premise and also having different definitions in professional & legal terms. Therefore, it is our professional responsibility to describe the definitions of these words to avoid ambiguity & confusion in the minds of the user of this report.* *The **Cost** of an asset represents the actual amount spend in the construction/ actual creation of the asset.* *The **Price** is the amount paid for the procurement of the same asset.* *The **Value** is defined as the present worth of future rights in the property/ asset and is a hypothetical or notional price that buyers and sellers are most likely to conclude for a good or service. Value is not a fact, but an estimate of the likely price to be paid for a good or service at a given time in accordance with a particular definition of value.* *Therefore, in actual for the same asset/ property, cost, price & value remain different since these terms have different usage & meaning.*
k.	***Enclosures with the Report:*** • *Enclosure: I – Google Map Location* • *Enclosure: II – Photographs of the property* • *Enclosure III – Valuer's Important Remarks*

IMPORTANT NOTES

DEFECT LIABILITY PERIOD *- In case of any query/ issue or escalation you may please contact Incident Manager by writing at valuers@rkassociates.org. We try our level best to ensure maximum accuracy in the Calculations done, Rates adopted and various other data points & information mentioned in the report but still can't rule out typing, human errors, assessment or any other mistakes. In case you find any mistake, variation, discrepancy or inaccuracy in any data point mentioned in the report, please help us by bringing all such points into our notice in writing at valuers@rkassociates.org within 30 days of the report delivery, to get these rectified timely, failing which R.K Associates shouldn't be held responsible for any inaccuracy in any manner. Also, if we do not hear back anything from you within 30 days, we will assume that the report is correct in all respect and no further claim of any sort will be entertained thereafter. We would welcome and appreciate your feedback & suggestions in order to improve our services.*

Our ***DATA RETENTION POLICY*** *is of* ***ONE YEAR****. After this period we remove all the concerned records related to the assignment from our repository. No clarification or query can be answered after this period due to unavailability of the data.*

COPYRIGHT FORMAT *- This report is prepared on the copyright format of R.K Associates to serve our clients in the best possible way. Legally no one can copy or distribute this format without prior approval from R.K Associates. It is meant only for the organization as mentioned on the cover page of this report. Distribution or use of this format or any content of this report wholly or partially other than R.K Associates will be seen as unlawful act and necessary legal action can be taken against the defaulters.*

NOTE: *As per IBA Guidelines in case the valuation report submitted by the valuer is not in order, the banks / FIs shall bring the same to the notice of the valuer within 15 days of submission for rectification and resubmission. In case no such communication is received, it shall be presumed that the valuation report has been accepted.*

At our end we have not verified the authenticity of any documents provided to us. Bank is advised to verify the genuineness of the property documents before taking any credit decision.

Valuation Terms of Services & Valuer's Important Remarks are available at www.rkassociates.org for reference.

SURVEY ANALYST	VALUATION ENGINEER	L1/ L2 REVIEWER
Gaurav Sharma and Sachin Pandey	Rahul Gupta	Engineering Department
Sachin	Rahul	R.K Associates Valuers & Techno Engineering Consultants Pvt. Ltd.

ENCLOSURE: 1– GOOGLE MAP LOCATION

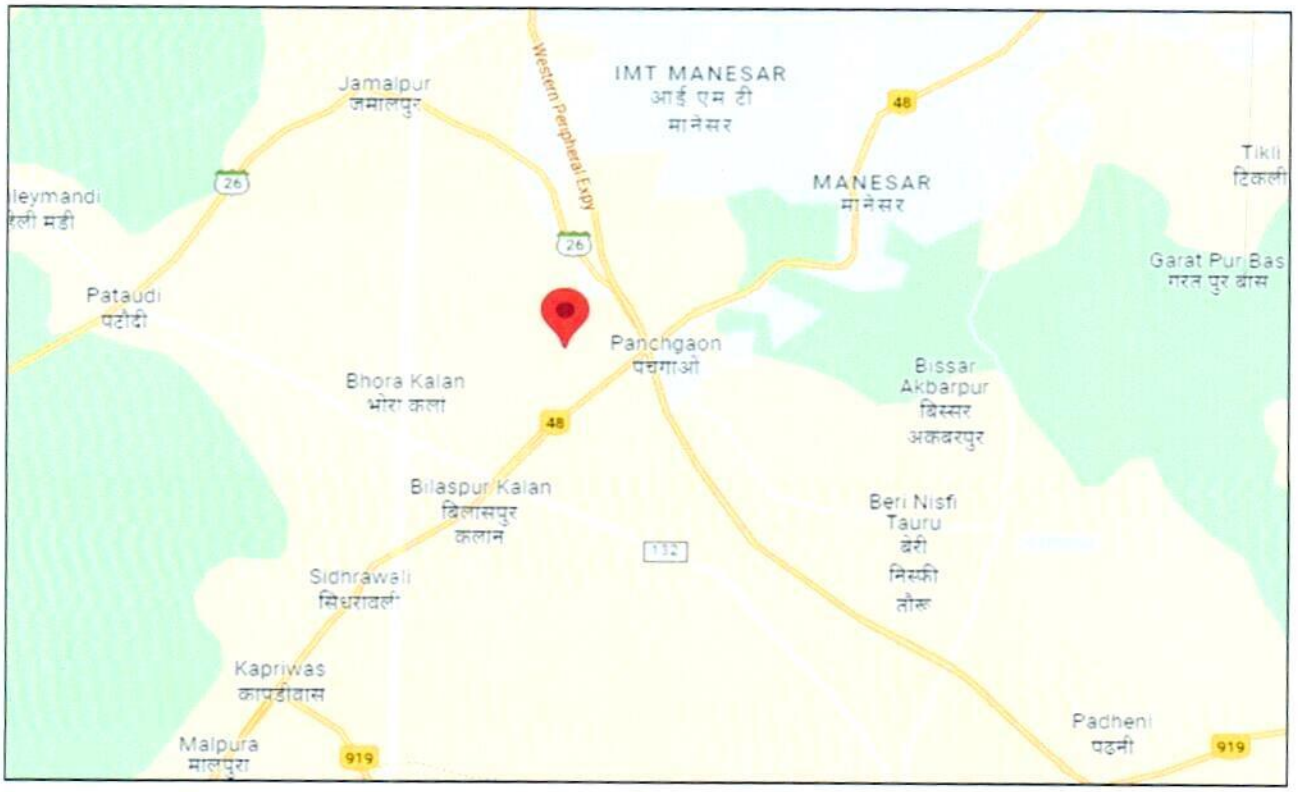

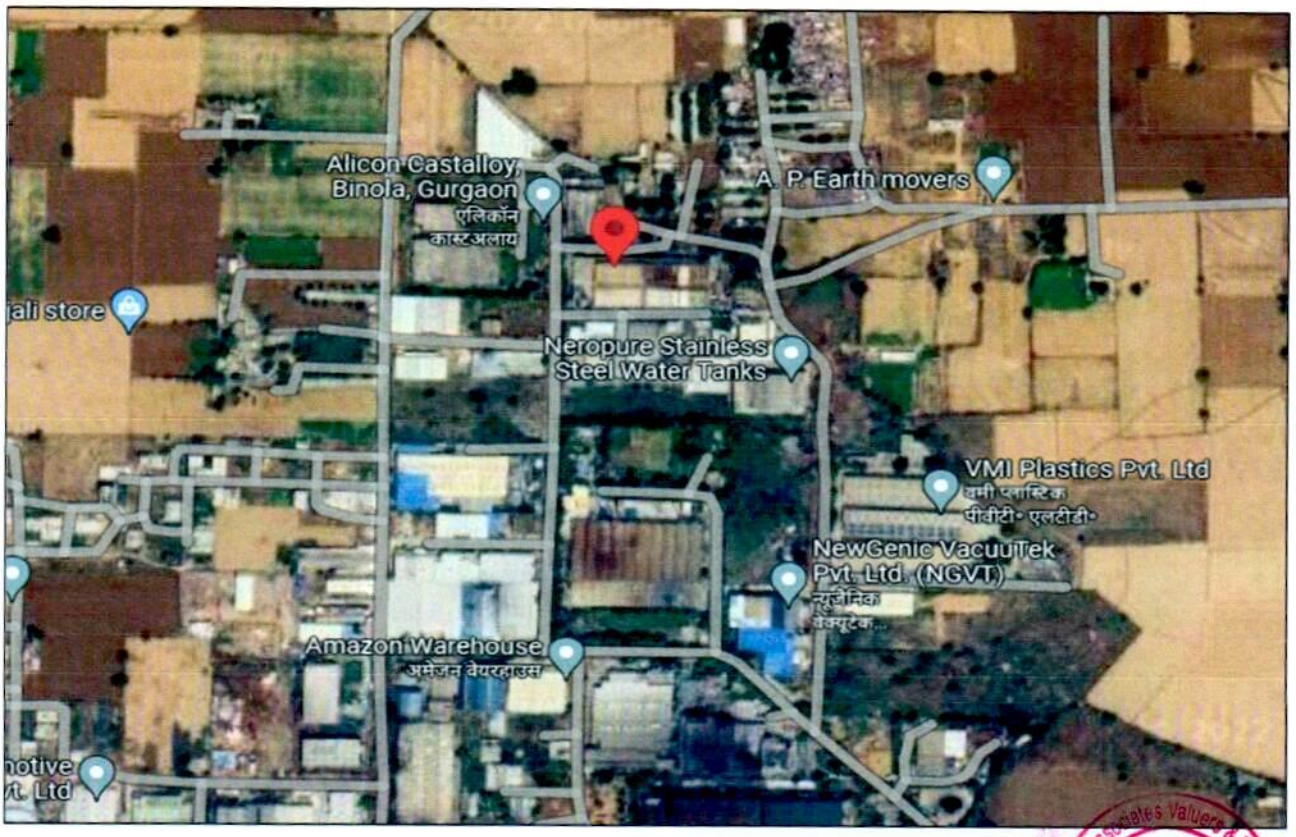

ENCLOSURE: 2– PHOTOGRAPHS OF THE PROPERTY


HABRANI INDUSTRIES
22-Sep-2022 3:00:26 pm
17° SE
Unnamed Road
Mokalwas
Gurgaon
Haryana
Quality Check Section


22-Sep-2022 3:01:17 pm
196° S
Binola
Gurgaon
Haryana



R.K. Associates Valuers & Techno Engineering Consultants Pvt. Ltd.

ENCLOSURE: 3 – VALUER'S IMPORTANT REMARKS

1.	Valuation is done for the asset found on as-is-where basis which owner/ owner representative/ client/ bank has shown/ identified to us on the site unless otherwise mentioned in the report of which some reference has been taken from the information/ data given in the copy of documents provided to us and informed verbally or in writing out of the standard checklist of documents sought from the client & its customer which they could provide within the reasonable expected time out of the standard checklist of documents sought from them and further based on certain assumptions and limiting conditions. The information, facts, documents, data which has become primary basis of the report has been supplied by the client which has been relied upon in good faith and is not generated by the Valuer.
2.	The client/ owner and its management/ representatives warranted to us that the information they have supplied was complete, accurate and true and correct to the best of their knowledge. All such information provided to us either verbally, in writing or through documents has been relied upon in good faith and we have assumed that it is true & correct without any fabrication or misrepresentation. I/We shall not be held liable for any loss, damages, cost or expenses arising from fraudulent acts, misrepresentations, or willful default on part of the owner, company, its directors, employee, representative or agents.
3.	Legal aspects for eg. Investigation of title, ownership rights, lien, charge, mortgage, lease, sanctioned maps, verification of documents provided to us such as title documents, Map, etc. from any concerned Govt. office etc. have to be taken care by legal expert/ Advocate and same is not done at our end. It is assumed that the concerned Lender/ Financial Institution has asked for the valuation of that property after satisfying the authenticity of the documents given to us for which the legal verification has been already taken and cleared by the competent Advocate before requesting for the Valuation report. I/ We assume no responsibility for the legal matters including, but not limited to, legal or title concerns.
4.	In the course of the valuation, we were provided with both written and verbal information. We have however, evaluated the information provided to us through broad inquiry, analysis and review but have not carried out a due diligence or audit of the information provided for the purpose of this engagement. Our conclusions are based on the assumptions and other information provided to us by the client during the course of the assessment.
5.	Getting cizra map or coordination with revenue officers for site identification is a separate activity and is not part of the Valuation services and same has not been done in this report unless otherwise stated.
6.	Wherever any details are mentioned in the report in relation to any legal aspect of the property such as name of the owner, leases, etc. is only for illustration purpose and should not be construed as a professional opinion. Legal aspects are out of scope of this report. Details mentioned related to legal aspect are only based on the copy of the documents provided to us and whatever we can interpret as a non-legally trained person. This should be cross validated with a legal expert. We do not vouch any responsibility regarding the same.
7.	We have made certain assumptions in relation to facts, conditions & situations affecting the subject of, or approach to this exercise that has not been verified as part of the engagement rather, treated as "a supposition taken to be true". If any of these assumptions prove to be incorrect then our estimate on value will need to be reviewed.
8.	This is just an opinion report based on technical & market information having general assessment & opinion on the indicative, estimated Market Value of the property for which Bank has asked to conduct the Valuation. It doesn't contain any other recommendations of any sort including but not limited to express of any opinion on the suitability or otherwise of entering into any transaction with the borrower.
9.	We have relied on the data from third party, external sources & information available on public domain to conclude the valuation. These sources are believed to be reliable and therefore, we assume no liability for the truth or accuracy of any data, opinions or estimates furnished by others that have been used in this analysis. Where we have relied on the data, opinions or estimates from external sources, reasonable care has been taken to ensure that such data is extracted from authentic sources, however we still can't vouch its authenticity, correctness, or accuracy.
10.	Analysis and conclusions adopted in the report are limited to the reported assumptions, conditions and information came to our knowledge during the course of the work and based on the Standard Operating Procedures, Best Practices, Caveats, Limitations, Conditions, Remarks, Important Notes, Valuation TOR and definition of different nature of values.
11.	Value varies with the Purpose/ Date/ Asset Condition & situation/ Market condition, demand & supply, asset utility prevailing on a particular date/ Mode of sale. The indicative & estimated prospective Value of the asset given in this report is restricted only for the purpose and other points mentioned above prevailing on a particular date as mentioned in the report. If any of these points are different from the one mentioned aforesaid in the Report then this report should not be referred.
12.	Our report is meant ONLY for the purpose mentioned in the report and should not be used for any other purpose. The Report should not be copied or reproduced for any purpose other than the purpose for which it is prepared for. I/we do not take any responsibility for the unauthorized use of this report.
13.	We owe responsibility only to the authority/client that has appointed us as per the scope of work mentioned in the report. We will not be liable for any losses, claims, damages or liabilities arising out of the actions taken, omissions or advice given by any other person. In no event shall we be liable for any loss, damages, cost or expenses arising

	in any way from fraudulent acts, misrepresentations or willful default on part of the client or companies, their directors, employees or agents.
14.	This report is having limited scope as per its fields & format to provide only the general basic idea of the value of the property prevailing in the market based on the site inspection and documents/ data/ information provided by the client. The suggested indicative prospective estimated value should be considered only if transaction is happened as free market transaction.
15.	The sale of the subject property is assumed to be on an all cash basis. Financial arrangements would affect the price at which the property may sell for if placed on the market.
16.	The actual realizable value that is likely to be fetched upon sale of the asset under consideration shall entirely depend on the demand and supply of the same in the market at the time of sale.
17.	While our work has involved an analysis & computation of valuation, it does not include detailed estimation, design/ technical/ engineering/ financial/ structural/ environmental/ architectural/ compliance survey/ safety audit & works in accordance with generally accepted standards of audit & other such works. The report in this work in not investigative in nature. It is mere an opinion on the likely estimated valuation based on the facts & details presented to us by the client and third party market information came in front of us within the limited time of this assignment, which may vary from situation to situation.
18.	Where a sketched plan is attached to this report, it does not purport to represent accurate architectural plans. Sketch plans and photographs are provided as general illustrations only.
19.	Documents, information, data including title deeds provided to us during the course of this assessment by the client is reviewed only upto the extent required in relation to the scope of the work. No document has been reviewed beyond the scope of the work. These are not reviewed in terms of legal rights for which we do not have expertise. Wherever any information mentioned in this report is mentioned from the documents like owners name, etc., it is only for illustration purpose and may not necessary represent accuracy.
20.	The report assumes that the borrower/company/business/asset complies fully with relevant laws and regulations applicable in its area of operations and usage unless otherwise stated, and that the companies/business/assets is managed in a competent and responsible manner. Further, as specifically stated to the contrary, this report has given no consideration to matters of a legal nature, including issues of legal title and compliance with relevant laws, and litigations and other contingent liabilities that are not recorded/reflected in the documents/ details/ information/ data provided to us.
21.	This valuation report is not a qualification for accuracy of land boundaries, schedule (in physical terms), dimensions & identification. For this land/ property survey report can be sought from a qualified private or Govt. surveyor.
22.	This Valuation report is prepared based on the facts of the property on the date of the survey. Due to possible changes in market forces, socio-economic conditions, property conditions and circumstances, this valuation report can only be regarded as relevant as at the valuation date. Hence before financing, Banker/ FI should take into consideration all such future risk and should loan conservatively to keep the advanced money safe in case of the downward trend of the property value.
23.	Valuation of the same asset/ property can fetch different values under different circumstances & situations. For eg. Valuation of a running/ operational shop/ hotel/ factory will fetch better value and in case of closed shop/ hotel/ factory it will have considerable lower value. Similarly, an asset sold directly by an owner in the open market through free market transaction then it will fetch better value and if the same asset/ property is sold by any financer due to encumbrance on it, will fetch lower value. Hence before financing, Lender/ FI should take into consideration all such future risks while financing and take decision accordingly.
24.	Valuation is done for the property identified to us by the owner/ owner representative. At our end we have just visually matched the land boundaries, schedule (in physical terms) & dimensions of the property with reference to the documents produced for perusal. Method by which identification of the property is carried out is also mentioned in the report clearly. Responsibility of identifying the correct property to the Valuer/ its authorized surveyor is solely of the client/ owner for which Valuation has to be carried out. It is requested from the Bank to cross check from their own records/ information if this is the same property for which Valuation has to be carried out to ensure that owner has not misled the Valuer company or misrepresented the property due to any vested interest. Where there is a doubt about the precision position of the boundaries, schedule, dimensions of site & structures, it is recommended that a Licensed Surveyor be contacted.
25.	In India more than 70% of the geographical area is lying under rural/ remote/ non municipal/ unplanned area where the subject property is surrounded by vacant lands having no physical demarcation or having any display of property survey or municipal number / name plate on the property clearly. Even in old locations of towns, small cities & districts where property number is either not assigned or not displayed on the properties clearly and also due to the presence of multiple/ parallel departments due to which ownership/ rights/ illegal possession/ encroachment issues are rampant across India and due to these limitations at many occasions it becomes tough to identify the property with 100% surety from the available documents, information & site whereabouts and thus chances of error, misrepresentation by the borrower and margin of chances of error always persists in such cases. To avoid any such chances of error it is advised to the Bank to engage municipal/ revenue department officials to get the confirmation of the property to ensure that the property shown to Valuer/ Banker is the same as for which documents are provided.
26.	If this Valuation Report is prepared for the Flat/ dwelling unit situated in a Group Housing Society or Integrated Township then approvals, maps of the complete group housing society/ township is out of scope of this report and

	this report will be made for the specific unit based on the assumption that complete Group Housing Society/ Integrated Township and the subject unit must be approved in all respect.
27.	Due to fragmented & frequent change in building/ urban planning laws/ guidelines from time to time, different laws/ guidelines between regions/ states and no strict enforceability of Building Bye-Laws in India specially in non-metro and scale b & c cities & Industrial areas, property owners many times extend or make changes in the covered area/ layout from the approved/ applicable limits. There are also situations where properties are decades old when there was no formal Building Bye-Laws applicable the time when the construction must have been done. Due to such discrete/ unplanned development in many regions sometimes it becomes tough for the Valuer to determine the exact lawful situation on ground. Unless otherwise mentioned in the report, the covered area present on the site as per site survey will be considered in the Valuation.
28.	Area of the large land parcels of more than 2500 sq.mtr or of uneven shape in which there can be practical difficulty in sample measurement, is taken as per property documents which has been relied upon unless otherwise stated.
29.	Drawing Map, design & detailed estimation of the property/ building is out of scope of the Valuation services.
30.	Valuation is a subjective field and opinion may differ from consultant to consultant. To check the right opinion, it is important to evaluate the methodology adopted and various data point/ information/ factors/ assumption considered by the consultant which became the basis for the Valuation report before reaching to any conclusion.
31.	Although every scientific method has been employed in systematically arriving at the value, there is, therefore, no indisputable single value and the estimate of the value is normally expressed as falling within a likely range.
32.	Value analysis of any asset cannot be regarded as an exact science and the conclusions arrived at in many cases will, of necessity, be subjective and dependent on the exercise of individual judgment. Given the same set of facts and using the same assumptions, expert opinions may differ due to the number of separate judgment decisions, which have to be made. Therefore, there can be no standard formula to establish an indisputable exchange ratio. In the event of a transaction, the actual transaction value achieved may be higher or lower than our indicative analysis of value depending upon the circumstances of the transaction. The knowledge, negotiability and motivations of the buyers and sellers, demand & supply prevailing in the market and the applicability of a discount or premium for control will also affect actual price achieved. Accordingly, our indicative analysis of value will not necessarily be the price at which any agreement proceeds. The final transaction price is something on which the parties themselves have to agree. However, our Valuation analysis can definitely help the stakeholders to take informed and wise decision about the Value of the asset and can help in facilitating the arm's length transaction.
33.	This Valuation is conducted based on the macro analysis of the asset/ property considering it in totality and not based on the micro, component, or item wise analysis. Analysis done is a general assessment and is not investigative in nature.
34.	This report is prepared on the RKA V-L1 (Basic) Valuation format as per the client requirement and scope of work. This report is having limited scope as per its fields & format to provide only the general estimated & indicative basic idea of the value of the property prevailing in the market based on the information provided by the client. No detailed analysis, audit or verification has been carried out of the subject property. There may be matters, other than those noted in this report, which might be relevant in the context of the transaction and which a wider scope might uncover.
35.	This is just an opinion report and doesn't hold any binding on anyone. It is requested from the concerned Client/ Bank/ Financial Institution which is using this report for mortgaging the property that they should consider all the different associated relevant & related factors & risks before taking any business decision based on the content of this report.
36.	All Pages of the report including annexures are signed and stamped from our office. In case any paper in the report is without stamp & signature then this should not be considered a valid paper issued from this office.
37.	As per IBA Guidelines & Bank Policy, in case the valuation report submitted by the valuer is not in order, the banks / FIs shall bring the same to the notice of the valuer within 15 days of submission for rectification and resubmission. In case no such communication is received, it shall be presumed that the valuation report has been accepted.
38.	**Defect Liability Period is 15 DAYS.** We request the concerned authorized reader of this report to check the contents, data, information, and calculations in the report within this period and intimate us in writing at valuers@rkassociates.org within 15 days of report delivery, if any corrections are required or in case of any other concern with the contents or opinion mentioned in the report. If no intimation is received within 15 (Fifteen) days in writing from the date of issuance of the report, then it shall be considered that the report is complete in all respect and has been accepted by the client upto their satisfaction & use and further to which R.K Associates shall not be held responsible in any manner. After this period no concern/ complaint/ proceedings in connection with the Valuation Services will be entertained due to possible change in situation and condition of the property.
39.	Though adequate care has been taken while preparing this report as per its scope, but still we can't rule out typing, human errors, over sightedness of any information or any other mistakes. Therefore, the concerned organization is advised to satisfy themselves that the report is complete & satisfactory in all respect. Intimation regarding any discrepancy shall be brought into our notice immediately. If no intimation is received within 15 (Fifteen) days in writing from the date of issuance of the report, to rectify these timely, then it shall be considered that the report is complete in all respect and has been accepted by the client upto their satisfaction & use and further to which R.K Associates shall not be held responsible in any manner.
40.	Our Data retention policy is of **ONE YEAR**. After this period we remove all the concerned records related to the assignment from our repository. No clarification or query can be answered after this period due to unavailability of the data.

41.	This Valuation report is governed by our (1) Internal Policies, Processes & Standard Operating Procedures, (2) R.K Associates Quality Policy, (3) Valuation & Survey Best Practices Guidelines formulated by management of R.K Associates, (4) Information input given to us by the customer and (4) Information/ Data/ Facts given to us by our field/ office technical team. Management of R.K Associates never gives acceptance to any unethical or unprofessional practice which may affect fair, correct & impartial assessment and which is against any prevailing law. In case of any indication of any negligence, default, incorrect, misleading, misrepresentation or distortion of facts in the report then we request the user of this report to immediately or atleast within the defect liability period to bring all such act into notice of R.K Associates management so that corrective measures can be taken instantly.
42.	R.K Associates never releases any report doing alterations or modifications by pen. In case any information/ figure of this report is found altered with pen then this report will automatically become null & void.
43.	We are fully aware that based on the opinion of value expressed in this report, we may be required to give testimony or attend court / judicial proceedings with regard to the subject assets, although it is out of scope of the assignment, unless specific arrangements to do so have been made in advance, or as otherwise required by law. In such event, the party seeking our evidence in the proceedings shall bear the cost/professional fee of attending court / judicial proceedings and my / our tendering evidence before such authority shall be under the applicable laws.
44.	The final copy of the report shall be considered valid only if it is in hard copy on the company's original letter head with proper stamp and sign on it of the authorized official upon payment of the agreed fees. User shall not use the content of the report for the purpose it is prepared for only on draft report, scanned copy, email copy of the report and without payment of the agreed fees. In such a case the report shall be considered as unauthorized and misused.

R.K. Associates Valuers & Techno Engineering Consultants Pvt. Ltd.

ANNEXURES A: PLANT AND MACHINERY |M/S. ALICON CASTALLOY LIMITED BEARING KHEWAT NO. 671, KHATA NO. 798, RECTANGLE NO. 90, MUSTIL NO. 90, KILA NO. 6/1/2/1 (2-0), 6/1/2 (5-0), 3 (8-0), 4(7-5), 3/2(1-7), 2/1(2-15), 2/2(2-17), BHORA KALAN, TEHSIL PATUDI, DISTRICT GURUGRAM, HARYANA 122413

S.no	Capitalized On	Description	Cum.acq.value	Rate of Inflation	Salvage Value	Estimated useful life	Estimated Reproduction Cost of the Asset	Life Consumed (In Years)	Depreciation (IN INR)	Depreciated Value (IN INR)	Fair Market Value (IN INR)
1	15-05-2013	MONORAIL	14,01,999	13%	10%	15	15,88,566	9.36	8,92,557	6,96,010	6,96,010
2	15-08-2008	WELDING MACHINE	2,02,461	12%	10%	15	2,26,398	14.12	1,91,737	34,661	34,661
3	15-08-2014	HYDRAULIC POWER PACK	10,32,769	14%	10%	15	11,74,859	8.11	5,71,850	6,03,008	6,03,008
4	15-08-2006	OLD ASSET	35,73,056	68%	10%	15	59,99,951	16.12	58,02,363	1,97,587	5,99,995
5	15-08-2006	LPDC MACHINE	5,44,278	55%	10%	15	8,45,263	16.12	8,17,427	27,836	84,526
6	15-08-2006	LPDC MACHINE	10,30,967	55%	10%	15	16,01,091	16.12	15,48,364	52,726	1,60,109
7	15-08-2006	LPDC MACHINE	5,43,278	55%	10%	15	8,43,710	16.12	8,15,925	27,785	84,371
8	15-08-2006	LPDC MACHINE	11,11,216	55%	10%	15	17,25,717	16.12	16,68,887	56,830	1,72,572
9	15-08-2006	CORE SHOOTER	12,64,693	55%	10%	15	19,64,067	16.12	18,99,387	64,680	1,96,407
10	15-08-2006	SHELL CORE SHOOTER	8,60,982	55%	10%	15	13,37,104	16.12	12,93,071	44,033	1,33,710
11	15-02-2007	PLATFORM	4,42,215	50%	10%	15	6,62,080	15.61	6,20,252	41,829	66,208
12	15-11-2006	PIPE LINE(UTILITY)	2,27,020	74%	10%	15	3,94,104	15.87	3,75,165	18,939	39,410
13	15-08-2006	DUST COLLECTOR	5,27,184	55%	10%	15	8,18,716	16.12	7,91,755	26,962	81,872
14	15-02-2008	OLD ASSET	5,21,574	57%	10%	15	8,20,218	14.61	7,19,185	1,01,033	1,01,033
15	15-11-2006	GRINDING MACHINE	64,960	77%	10%	15	1,15,114	15.87	1,09,582	5,532	11,511
16	15-11-2013	HEAT TREATMENT FURNACE	43,60,000	-30%	10%	20	30,56,655	8.86	12,18,726	18,37,929	18,37,929
17	15-11-2013	HEAT TREATMENT FURNACE	3,60,000	-30%	10%	20	2,52,384	8.86	1,00,629	1,51,756	1,51,756
18	15-11-2013	HEAT TREATMENT FURNACE	8,35,000	-30%	10%	20	5,85,391	8.86	2,33,403	3,51,989	3,51,989
19	15-11-2013	HEAT TREATMENT FURNACE	20,42,000	-30%	10%	20	14,31,580	8.86	5,70,789	8,60,791	8,60,791
20	15-11-2013	HEAT TREATMENT FURNACE	15,000	-30%	10%	20	10,516	8.86	4,193	6,323	6,323
21	15-11-2013	HEAT TREATMENT FURNACE	9,32,900	-30%	10%	20	6,54,026	8.86	2,60,768	3,93,258	3,93,258
22	15-11-2013	HT TR QUENCHING TANK SS ROLLER	2,39,500	58%	10%	15	3,77,655	8.86	2,00,768	1,76,887	1,76,887
23	15-08-2006	SHOT BLASTING MACHINE	6,13,605	55%	10%	15	9,52,928	16.12	9,21,546	31,381	95,293
24	15-08-2006	SHOT BLASTING MACHINE-13004737	9,39,127	55%	10%	15	14,58,463	16.12	14,10,434	48,029	1,45,846
25	15-05-2008	OLD ASSET	7,72,375	52%	10%	15	11,71,311	14.37	10,09,702	1,61,609	1,61,609
26	15-02-2009	COOLING TOWER	2,11,640	56%	10%	15	3,30,679	13.61	2,70,051	60,627	60,627
27	15-11-2013	LPDC MACHINE	1,76,000	18%	10%	15	2,07,925	8.86	1,10,536	97,389	97,389
28	15-05-2012	GDC MACHINE	28,013	25%	10%	15	35,002	10.36	21,766	13,235	13,235
29	15-05-2012	GDC MACHINE	1,79,146	25%	10%	15	2,23,839	10.36	1,39,197	84,642	84,642
30	15-05-2009	WELDING MACHINE	2,59,854	10%	10%	15	2,86,624	13.37	2,29,881	56,744	56,744
31	15-02-2013	LPDC MACHINE	8,500	20%	10%	15	10,215	9.61	5,889	4,326	4,326
32	15-02-2007	PLATFORM	72,846	50%	10%	15	1,09,064	15.61	1,02,174	6,890	10,906
33	15-02-2007	PLATFORM	3,35,088	50%	10%	15	5,01,691	15.61	4,69,995	31,696	50,169
34	15-02-2007	PLATFORM	80,563	50%	10%	15	1,20,618	15.61	1,12,998	7,620	12,062
35	15-02-2007	PLATFORM	40,686	50%	10%	15	60,915	15.61	57,066	3,848	6,091
36	15-02-2007	PLATFORM	3,71,888	50%	10%	15	5,56,788	15.61	5,21,611	35,177	55,679
37	15-02-2007	PLATFORM	1,24,125	50%	10%	15	1,85,839	15.61	1,74,098	11,741	18,584
38	15-02-2007	PLATFORM	4,04,788	50%	10%	15	6,06,045	15.61	5,67,756	38,289	60,605
39	15-02-2007	PLATFORM	72,030	50%	10%	15	1,07,843	15.61	1,01,029	6,813	10,784
40	15-02-2007	PLATFORM	55,329	50%	10%	15	82,838	15.61	77,605	5,234	8,284
41	15-02-2007	PLATFORM	11,527	50%	10%	15	17,258	15.61	16,168	1,090	1,726
42	15-02-2007	PLATFORM	71,815	50%	10%	15	1,07,521	15.61	1,00,728	6,793	10,752
43	15-02-2007	PLATFORM	22,050	50%	10%	15	33,013	15.61	30,927	2,086	3,301
44	15-02-2007	PLATFORM	3,38,480	50%	10%	15	5,06,769	15.61	4,74,753	32,017	50,677
45	15-02-2008	LPDC MACHINE	10,09,840	45%	10%	15	14,68,687	14.61	12,87,777	1,80,910	1,80,910
46	15-02-2008	LPDC MACHINE	9,76,857	45%	10%	15	14,20,717	14.61	12,45,716	1,75,001	1,75,001
47	15-02-2008	LPDC MACHINE	10,09,840	45%	10%	15	14,68,687	14.61	12,87,777	1,80,910	1,80,910
48	15-02-2008	LPDC MACHINE	8,34,620	45%	10%	15	12,13,851	14.61	10,64,331	1,49,520	1,49,520
49	15-02-2009	LPDC MACHINE	7,10,262	39%	10%	15	9,90,013	13.61	8,08,502	1,81,511	1,81,511
50	15-11-2006	PIPE LINE(UTILITY)	11,134	74%	10%	15	19,328	15.87	18,400	929	1,933
51	15-11-2006	PIPE LINE(UTILITY)	7,634	74%	10%	15	13,253	15.87	12,616	637	1,325
52	15-11-2006	PIPE LINE(UTILITY)	7,538	74%	10%	15	13,086	15.87	12,457	629	1,309
53	15-11-2006	LPDC MACHINE	8,930	55%	10%	15	13,821	15.87	13,157	664	1,382

R.K. Associates Valuers & Techno Engineering Consultants Pvt. Ltd.

ANNEXURES A: PLANT AND MACHINERY |M/S. ALICON CASTALLOY LIMITED BEARING KHEWAT NO. 671, KHATA NO. 798, RECTANGLE NO. 90, MUSTIL NO. 90, KILA NO. 6/1/2/1 (2-0), 6/1/2 (5-0), 3 (8-0), 4(7-5), 3/2(1-7), 2/1(2-15), 2/2(2-17), BHORA KALAN, TEHSIL PATUDI, DISTRICT GURUGRAM, HARYANA 122413

S.no	Capitalized On	Description	Cum.acq.value	Rate of Inflation	Salvage Value	Estimated useful life	Estimated Reproduction Cost of the Asset	Life Consumed (In Years)	Depreciation (IN INR)	Depreciated Value (IN INR)	Fair Market Value (IN INR)
54	15-02-2007	AIR COMPRESSOR	42,701	33%	10%	15	56,909	15.61	53,314	3,595	5,691
55	15-02-2007	AIR COMPRESSOR	11,67,159	33%	10%	15	15,55,512	15.61	14,57,237	98,274	1,55,551
56	15-02-2007	AIR COMPRESSOR	22,375	33%	10%	15	29,820	15.61	27,936	1,884	2,982
57	15-02-2013	LPDC MACHINE	18,900	20%	10%	15	22,713	9.61	13,094	9,619	9,619
58	15-02-2013	LPDC MACHINE	18,480	20%	10%	15	22,208	9.61	12,803	9,405	9,405
59	15-02-2013	LPDC MACHINE	18,900	20%	10%	15	22,713	9.61	13,094	9,619	9,619
60	15-08-2013	LPDC MACHINE	22,800	20%	10%	15	27,269	9.11	14,909	12,360	12,360
61	15-08-2013	LPDC MACHINE	20,700	20%	10%	15	24,757	9.11	13,536	11,221	11,221
62	15-08-2013	LPDC MACHINE	23,190	20%	10%	15	27,735	9.11	15,164	12,571	12,571
63	15-08-2013	LPDC MACHINE	22,520	20%	10%	15	26,934	9.11	14,726	12,208	12,208
64	15-11-2007	HEAT TREATMENT FURNACE	2,25,000	-21%	10%	20	1,78,179	14.87	1,19,194	58,985	58,985
65	15-02-2009	HEAT TREATMENT FURNACE	25,000	-18%	10%	20	20,463	13.61	12,534	7,930	7,930
66	15-02-2009	WELDING MACHINE	18,720	10%	10%	15	20,632	13.61	16,849	3,783	3,783
67	15-02-2008	HEAT TREATMENT FURNACE	5,040	-21%	10%	20	3,991	14.61	2,625	1,367	1,367
68	15-02-2007	ELECTRICAL UTILITY	6,606	46%	10%	15	9,649	15.61	9,040	610	965
69	15-02-2008	LPDC MACHINE	27,720	45%	10%	15	40,315	14.61	35,349	4,966	4,966
70	15-05-2009	PLATFORM	2,22,277	47%	10%	15	3,25,988	13.37	2,61,452	64,537	64,537
71	15-02-2008	HEAT TREATMENT FURNACE	8,900	-21%	10%	20	7,048	14.61	4,635	2,413	2,413
72	15-05-2013	CRANE	5,62,360	34%	10%	15	7,53,951	9.36	4,23,617	3,30,334	3,30,334
73	15-05-2013	CRANE	2,00,000	34%	10%	15	2,68,138	9.36	1,50,657	1,17,481	1,17,481
74	15-08-2009	CORE SHOOTER	1,47,755	39%	10%	15	2,05,634	13.12	1,61,815	43,820	43,820
75	15-02-2009	PLATFORM	1,31,519	44%	10%	15	1,89,476	13.61	1,54,737	34,739	34,739
76	15-02-2009	PLATFORM	64,531	44%	10%	15	92,968	13.61	75,923	17,045	17,045
77	15-05-2009	PLATFORM	48,329	47%	10%	15	70,879	13.37	56,847	14,032	14,032
78	15-05-2013	WEIGHING MACHINE	7,894	6%	10%	15	8,367	9.36	4,701	3,666	3,666
79	15-11-2008	PLATFORM	56,000	36%	10%	15	76,267	13.86	63,437	12,830	12,830
80	15-11-2008	MELTING CUM HOLDING FURNANCE	26,000	-20%	10%	15	20,781	13.86	17,285	3,496	3,496
81	15-11-2008	MELTING CUM HOLDING FURNANCE	26,000	-20%	10%	15	20,781	13.86	17,285	3,496	3,496
82	15-11-2006	LPDC MACHINE	27,750	55%	10%	15	42,948	15.87	40,884	2,064	4,295
83	15-11-2006	LPDC MACHINE	47,491	55%	10%	15	73,501	15.87	69,969	3,532	7,350
84	15-11-2006	LPDC MACHINE	19,194	55%	10%	15	29,706	15.87	28,279	1,428	2,971
85	15-11-2006	LPDC MACHINE	25,363	55%	10%	15	39,254	15.87	37,368	1,886	3,925
86	15-11-2006	LPDC MACHINE	22,028	55%	10%	15	34,092	15.87	32,454	1,638	3,409
87	15-11-2006	LPDC MACHINE	83,623	55%	10%	15	1,29,422	15.87	1,23,203	6,219	12,942
88	15-02-2007	LPDC MACHINE	27,750	54%	10%	15	42,656	15.61	39,961	2,695	4,266
89	15-02-2007	LPDC MACHINE	47,491	54%	10%	15	73,002	15.61	68,389	4,612	7,300
90	15-02-2007	LPDC MACHINE	19,194	54%	10%	15	29,504	15.61	27,640	1,864	2,950
91	15-02-2007	LPDC MACHINE	25,363	54%	10%	15	38,987	15.61	36,524	2,463	3,899
92	15-02-2007	LPDC MACHINE	22,028	54%	10%	15	33,861	15.61	31,721	2,139	3,386
93	15-02-2007	LPDC MACHINE	83,623	54%	10%	15	1,28,542	15.61	1,20,421	8,121	12,854
94	15-02-2007	LPDC MACHINE	27,750	54%	10%	15	42,656	15.61	39,961	2,695	4,266
95	15-02-2007	LPDC MACHINE	47,491	54%	10%	15	73,002	15.61	68,389	4,612	7,300
96	15-02-2007	LPDC MACHINE	19,194	54%	10%	15	29,504	15.61	27,640	1,864	2,950
97	15-02-2007	LPDC MACHINE	25,363	54%	10%	15	38,987	15.61	36,524	2,463	3,899
98	15-02-2007	LPDC MACHINE	22,028	54%	10%	15	33,861	15.61	31,721	2,139	3,386
99	15-02-2007	LPDC MACHINE	83,623	54%	10%	15	1,28,542	15.61	1,20,421	8,121	12,854
100	15-02-2008	LPDC MACHINE	27,750	45%	10%	15	40,359	14.61	35,388	4,971	4,971
101	15-02-2008	LPDC MACHINE	47,491	45%	10%	15	69,070	14.61	60,562	8,508	8,508
102	15-02-2008	LPDC MACHINE	19,194	45%	10%	15	27,915	14.61	24,477	3,439	3,439
103	15-02-2008	LPDC MACHINE	25,363	45%	10%	15	36,887	14.61	32,344	4,544	4,544
104	15-02-2008	LPDC MACHINE	22,028	45%	10%	15	32,037	14.61	28,091	3,946	3,946
105	15-02-2008	LPDC MACHINE	83,623	45%	10%	15	1,21,619	14.61	1,06,638	14,981	14,981
106	15-02-2009	LPDC MACHINE	1,17,404	39%	10%	15	1,63,646	13.61	1,33,643	30,003	30,003

R.K. Associates Valuers & Techno Engineering Consultants Pvt. Ltd.

ANNEXURES A: PLANT AND MACHINERY |M/S. ALICON CASTALLOY LIMITED BEARING KHEWAT NO. 671, KHATA NO. 798, RECTANGLE NO. 90, MUSTIL NO. 90, KILA NO. 6/1/2/1 (2-0), 6/1/2 (5-0), 3 (8-0), 4(7-5), 3/2(1-7), 2/1(2-15), 2/2(2-17), BHORA KALAN, TEHSIL PATUDI, DISTRICT GURUGRAM, HARYANA 122413

S.no	Capitalized On	Description	Cum.acq.value	Rate of Inflation	Salvage Value	Estimated useful life	Estimated Reproduction Cost of the Asset	Life Consumed (In Years)	Depreciation (IN INR)	Depreciated Value (IN INR)	Fair Market Value (IN INR)
107	15-11-2009	LPDC MACHINE	58,700	39%	10%	15	81,883	12.86	63,196	18,687	18,687
108	15-02-2015	AIR DRYING	3,72,096	10%	10%	15	4,07,930	7.61	1,86,217	2,21,713	2,21,713
109	15-08-2006	AIR RECEIVER	92,155	68%	10%	15	1,54,749	16.12	1,49,653	5,096	15,475
110	15-02-2008	AIR DRYING	5,56,657	57%	10%	15	8,75,389	14.61	7,67,560	1,07,829	1,07,829
111	15-05-2011	SHOT BLASTING MACHINE	3,10,000	28%	10%	15	3,95,533	11.37	2,69,764	1,25,769	1,25,769
112	15-02-2007	PLATFORM	18,374	50%	10%	15	27,509	15.61	25,771	1,738	2,751
113	15-02-2007	PLATFORM	1,05,400	50%	10%	15	1,57,804	15.61	1,47,834	9,970	15,780
114	15-02-2007	PLATFORM	92,387	50%	10%	15	1,38,321	15.61	1,29,582	8,739	13,832
115	15-02-2007	PLATFORM	1,39,680	50%	10%	15	2,09,128	15.61	1,95,915	13,212	20,913
116	15-02-2007	PLATFORM	1,41,711	50%	10%	15	2,12,168	15.61	1,98,764	13,404	21,217
117	15-02-2007	PLATFORM	1,92,730	50%	10%	15	2,88,554	15.61	2,70,323	18,230	28,855
118	15-02-2007	PLATFORM	27,908	50%	10%	15	41,784	15.61	39,144	2,640	4,178
119	15-02-2007	PLATFORM	1,04,760	50%	10%	15	1,56,846	15.61	1,46,937	9,909	15,685
120	15-02-2007	PLATFORM	1,14,402	50%	10%	15	1,71,282	15.61	1,60,460	10,821	17,128
121	15-02-2007	PLATFORM	9,700	50%	10%	15	14,523	15.61	13,605	918	1,452
122	15-02-2007	PLATFORM	1,87,500	50%	10%	15	2,80,723	15.61	2,62,988	17,736	28,072
123	15-02-2007	PLATFORM	64,613	50%	10%	15	96,738	15.61	90,626	6,112	9,674
124	15-11-2009	WELDING MACHINE	48,985	13%	10%	15	55,360	12.86	42,726	12,634	12,634
125	15-05-2010	LATHE MACHINE	10,016	77%	10%	15	17,679	12.37	13,119	4,561	4,561
126	15-08-2007	SHOT BLASTING MACHINE	7,503	48%	10%	15	11,127	15.12	10,093	1,034	1,113
127	15-02-2013	LPDC MACHINE	4,250	20%	10%	15	5,107	9.61	2,944	2,163	2,163
128	15-11-2013	HEAT TREATMENT FURNACE	90,920	-30%	10%	20	63,741	8.86	25,414	38,327	38,327
129	15-11-2013	HEAT TREATMENT FURNACE	72,664	-30%	10%	20	50,942	8.86	20,311	30,631	30,631
130	15-11-2013	HEAT TREATMENT FURNACE	2,285	-30%	10%	20	1,602	8.86	639	963	963
131	15-11-2013	HEAT TREATMENT FURNACE	4,454	-30%	10%	20	3,123	8.86	1,245	1,878	1,878
132	15-11-2013	HEAT TREATMENT FURNACE	24,850	-30%	10%	20	17,422	8.86	6,946	10,475	10,475
133	15-11-2013	HEAT TREATMENT FURNACE	62,817	-30%	10%	20	44,039	8.86	17,559	26,480	26,480
134	15-11-2013	HEAT TREATMENT FURNACE	52,661	-30%	10%	20	36,919	8.86	14,720	22,199	22,199
135	15-11-2013	HEAT TREATMENT FURNACE	8,101	-30%	10%	20	5,679	8.86	2,264	3,415	3,415
136	15-11-2013	PIPE LINE(UTILITY)	43,824	44%	10%	15	62,950	8.86	33,465	29,485	29,485
137	15-08-2006	CRANE	15,75,721	75%	10%	15	27,49,959	16.12	26,59,399	90,560	2,74,996
138	15-02-2007	CRANE	75,355	75%	10%	15	1,31,510	15.61	1,23,201	8,309	13,151
139	15-02-2008	CRANE	1,18,000	50%	10%	15	1,77,428	14.61	1,55,572	21,855	21,855
140	15-05-2013	CRANE	1,00,000	34%	10%	15	1,34,069	9.36	75,328	58,741	58,741
141	15-11-2012	CRANE	9,02,978	29%	10%	15	11,64,783	9.86	6,89,105	4,75,678	4,75,678
142	15-11-2012	CRANE	9,02,978	29%	10%	15	11,64,783	9.86	6,89,105	4,75,678	4,75,678
143	15-08-2013	LPDC MACHINE	2,85,000	20%	10%	15	3,40,861	9.11	1,86,362	1,54,499	1,54,499
144	15-11-2006	AIR RECEIVER	1,00,000	67%	10%	15	1,67,348	15.87	1,59,306	8,042	16,735
145	15-08-2006	HEAT TREATMENT FURNACE	3,36,100	2%	10%	20	3,42,746	16.12	2,48,594	94,152	94,152
146	15-08-2006	LPDC MACHINE	2,18,750	55%	10%	15	3,39,718	16.12	3,28,531	11,187	33,972
147	15-08-2006	LPDC MACHINE	3,85,320	55%	10%	15	5,98,402	16.12	5,78,695	19,706	59,840
148	15-08-2006	LPDC MACHINE	50,000	55%	10%	15	77,650	16.12	75,093	2,557	7,765
149	15-08-2006	LPDC MACHINE	2,18,750	55%	10%	15	3,39,718	16.12	3,28,531	11,187	33,972
150	15-08-2006	LPDC MACHINE	11,00,288	55%	10%	15	17,08,746	16.12	16,52,474	56,272	1,70,875
151	15-08-2006	LPDC MACHINE	50,000	55%	10%	15	77,650	16.12	75,093	2,557	7,765
152	15-08-2006	LPDC MACHINE	10,000	55%	10%	15	15,530	16.12	15,019	511	1,553
153	15-08-2006	LPDC MACHINE	2,18,750	55%	10%	15	3,39,718	16.12	3,28,531	11,187	33,972
154	15-08-2006	LPDC MACHINE	23,01,300	55%	10%	15	35,73,916	16.12	34,56,222	1,17,694	3,57,392
155	15-08-2006	LPDC MACHINE	10,17,737	55%	10%	15	15,80,544	16.12	15,28,495	52,050	1,58,054
156	15-08-2006	LPDC MACHINE	50,000	55%	10%	15	77,650	16.12	75,093	2,557	7,765
157	15-08-2006	LPDC MACHINE	11,00,288	55%	10%	15	17,08,746	16.12	16,52,474	56,272	1,70,875
158	15-08-2006	LPDC MACHINE	10,000	55%	10%	15	15,530	16.12	15,019	511	1,553
159	15-08-2006	LPDC MACHINE	2,18,750	55%	10%	15	3,39,718	16.12	3,28,531	11,187	33,972

R.K. Associates Valuers & Techno Engineering Consultants Pvt. Ltd.

ANNEXURES A: PLANT AND MACHINERY |M/S. ALICON CASTALLOY LIMITED BEARING KHEWAT NO. 671, KHATA NO. 798, RECTANGLE NO. 90, MUSTIL NO. 90, KILA NO. 6/1/2/1 (2-0), 6/1/2 (5-0), 3 (8-0), 4(7-5), 3/2(1-7), 2/1(2-15), 2/2(2-17), BHORA KALAN, TEHSIL PATUDI, DISTRICT GURUGRAM, HARYANA 122413

S.no	Capitalized On	Description	Cum.acq.value	Rate of Inflation	Salvage Value	Estimated useful life	Estimated Reproduction Cost of the Asset	Life Consumed (In Years)	Depreciation (IN INR)	Depreciated Value (IN INR)	Fair Market Value (IN INR)
160	15-08-2006	LPDC MACHINE	23,01,300	55%	10%	15	35,73,916	16.12	34,56,222	1,17,694	3,57,392
161	15-08-2006	LPDC MACHINE	50,000	55%	10%	15	77,650	16.12	75,093	2,557	7,765
162	15-08-2006	GDC MACHINE	15,31,956	55%	10%	15	23,79,126	16.12	23,00,778	78,348	2,37,913
163	15-08-2006	LPDC MACHINE	7,75,000	55%	10%	15	12,03,574	16.12	11,63,939	39,636	1,20,357
164	15-08-2006	LPDC MACHINE	1,24,000	55%	10%	15	1,92,572	16.12	1,86,230	6,342	19,257
165	15-08-2006	LPDC MACHINE	7,540	55%	10%	15	11,710	16.12	11,324	386	1,171
166	15-08-2006	LPDC MACHINE	7,75,000	55%	10%	15	12,03,574	16.12	11,63,939	39,636	1,20,357
167	15-08-2006	LPDC MACHINE	1,26,420	55%	10%	15	1,96,330	16.12	1,89,865	6,465	19,633
168	15-08-2006	LPDC MACHINE	7,540	55%	10%	15	11,710	16.12	11,324	386	1,171
169	15-11-2006	LPDC MACHINE	72,822	55%	10%	15	1,12,706	15.87	1,07,289	5,416	11,271
170	15-11-2006	LPDC MACHINE	77,832	55%	10%	15	1,20,459	15.87	1,14,671	5,789	12,046
171	15-11-2006	LPDC MACHINE	72,822	55%	10%	15	1,12,706	15.87	1,07,289	5,416	11,271
172	15-11-2006	AUTO CUTTING MACHINE	8,59,680	166%	10%	15	22,82,903	15.87	21,73,198	1,09,704	2,28,290
173	15-11-2006	LPDC MACHINE	17,095	55%	10%	15	26,458	15.87	25,186	1,271	2,646
174	15-11-2006	LPDC MACHINE	11,800	55%	10%	15	18,263	15.87	17,385	878	1,826
175	15-11-2006	LPDC MACHINE	7,71,500	55%	10%	15	11,94,039	15.87	11,36,660	57,379	1,19,404
176	15-11-2006	LPDC MACHINE	2,33,953	55%	10%	15	3,62,086	15.87	3,44,686	17,400	36,209
177	15-11-2006	LPDC MACHINE	11,800	55%	10%	15	18,263	15.87	17,385	878	1,826
178	15-11-2006	LPDC MACHINE	7,71,500	55%	10%	15	11,94,039	15.87	11,36,660	57,379	1,19,404
179	15-11-2006	LPDC MACHINE	2,33,953	55%	10%	15	3,62,086	15.87	3,44,686	17,400	36,209
180	15-11-2006	LPDC MACHINE	72,822	55%	10%	15	1,12,706	15.87	1,07,289	5,416	11,271
181	15-11-2006	CORE SHOOTER	12,80,000	55%	10%	15	19,81,037	15.87	18,85,838	95,198	1,98,104
182	15-11-2006	CORE SHOOTER	14,74,557	55%	10%	15	22,82,150	15.87	21,72,481	1,09,668	2,28,215
183	15-11-2006	LPDC MACHINE	1,68,500	55%	10%	15	2,60,785	15.87	2,48,253	12,532	26,078
184	15-11-2006	LPDC MACHINE	1,24,000	55%	10%	15	1,91,913	15.87	1,82,691	9,222	19,191
185	15-11-2006	LPDC MACHINE	12,912	55%	10%	15	19,984	15.87	19,023	960	1,998
186	15-11-2006	QUENCHING TANK MACHINE	1,27,071	55%	10%	15	1,96,666	15.87	1,87,215	9,451	19,667
187	15-02-2007	LPDC MACHINE	72,832	54%	10%	15	1,11,955	15.61	1,04,882	7,073	11,195
188	15-02-2007	LPDC MACHINE	72,832	54%	10%	15	1,11,955	15.61	1,04,882	7,073	11,195
189	15-02-2007	LPDC MACHINE	1,25,620	54%	10%	15	1,93,099	15.61	1,80,899	12,200	19,310
190	15-02-2007	LPDC MACHINE	12,912	54%	10%	15	19,848	15.61	18,594	1,254	1,985
191	15-02-2007	LPDC MACHINE	1,24,000	54%	10%	15	1,90,609	15.61	1,78,566	12,042	19,061
192	15-02-2007	LPDC MACHINE	12,912	54%	10%	15	19,848	15.61	18,594	1,254	1,985
193	15-02-2007	LPDC MACHINE	4,83,000	54%	10%	15	7,42,451	15.61	6,95,544	46,907	74,245
194	15-02-2007	LPDC MACHINE	1,24,000	54%	10%	15	1,90,609	15.61	1,78,566	12,042	19,061
195	15-02-2007	LPDC MACHINE	84,000	54%	10%	15	1,29,122	15.61	1,20,964	8,158	12,912
196	15-08-2006	SAMPLE POLICING MACHINE	63,300	79%	10%	15	1,13,607	16.12	1,09,866	3,741	11,361
197	15-02-2007	ELECTRICAL UTILITY	3,34,596	46%	10%	15	4,88,749	15.61	4,57,871	30,878	48,875
198	15-11-2006	LPDC MACHINE	90,000	55%	10%	15	1,39,292	15.87	1,32,598	6,694	13,929
199	15-11-2007	GDC MACHINE	2,90,000	47%	10%	15	4,27,264	14.87	3,81,096	46,168	46,168
200	15-11-2007	GDC MACHINE	2,90,000	47%	10%	15	4,27,264	14.87	3,81,096	46,168	46,168
201	15-11-2007	LPDC MACHINE	2,90,000	47%	10%	15	4,27,264	14.87	3,81,096	46,168	46,168
202	15-11-2007	LPDC MACHINE	2,90,000	47%	10%	15	4,27,264	14.87	3,81,096	46,168	46,168
203	15-11-2007	DEGASSING M/C	73,145	47%	10%	15	1,07,766	14.87	96,122	11,645	11,645
204	15-11-2007	DEGASSING M/C	73,145	47%	10%	15	1,07,766	14.87	96,122	11,645	11,645
205	15-02-2008	LPDC MACHINE	1,24,000	45%	10%	15	1,80,343	14.61	1,58,128	22,214	22,214
206	15-02-2008	LPDC MACHINE	4,83,000	45%	10%	15	7,02,464	14.61	6,15,935	86,528	86,528
207	15-02-2008	LPDC MACHINE	1,24,000	45%	10%	15	1,80,343	14.61	1,58,128	22,214	22,214
208	15-02-2008	LPDC MACHINE	84,000	45%	10%	15	1,22,168	14.61	1,07,119	15,048	15,048
209	15-02-2008	LPDC MACHINE	84,000	45%	10%	15	1,22,168	14.61	1,07,119	15,048	15,048
210	15-02-2008	LPDC MACHINE	10,125	45%	10%	15	14,726	14.61	12,912	1,814	1,814
211	15-02-2008	LPDC MACHINE	10,125	45%	10%	15	14,726	14.61	12,912	1,814	1,814
212	15-08-2008	CORE SHOOTER	10,85,335	40%	10%	15	15,18,666	14.12	12,86,165	2,32,502	2,32,502

R.K. Associates Valuers & Techno Engineering Consultants Pvt. Ltd.

ANNEXURES A: PLANT AND MACHINERY |M/S. ALICON CASTALLOY LIMITED BEARING KHEWAT NO. 671, KHATA NO. 798, RECTANGLE NO. 90, MUSTIL NO. 90, KILA NO. 6/1/2/1 (2-0), 6/1/2 (5-0), 3 (8-0), 4(7-5), 3/2(1-7), 2/1(2-15), 2/2(2-17), BHORA KALAN, TEHSIL PATUDI, DISTRICT GURUGRAM, HARYANA 122413

S.no	Capitalized On	Description	Cum.acq.value	Rate of Inflation	Salvage Value	Estimated useful life	Estimated Reproduction Cost of the Asset	Life Consumed (In Years)	Depreciation (IN INR)	Depreciated Value (IN INR)	Fair Market Value (IN INR)
213	15-05-2008	CORE SHOOTER	2,62,543	40%	10%	15	3,68,220	14.37	3,17,416	50,804	50,804
214	15-08-2008	DEGASSING M/C	1,00,000	40%	10%	15	1,39,926	14.12	1,18,504	21,422	21,422
215	15-02-2009	BAND SAW MACHINE	43,587	61%	10%	15	70,321	13.61	57,428	12,893	12,893
216	15-02-2009	LPDC MACHINE	43,295	39%	10%	15	60,348	13.61	49,283	11,064	11,064
217	15-02-2009	SKELNAR FURNANCE	5,28,718	-18%	10%	15	4,32,776	13.61	3,53,430	79,346	79,346
218	15-08-2008	GDC MACHINE	85,000	40%	10%	15	1,18,937	14.12	1,00,728	18,209	18,209
219	15-05-2009	LPDC MACHINE	26,23,092	39%	10%	15	36,53,435	13.37	29,30,155	7,23,280	7,23,280
220	15-05-2009	LPDC MACHINE	9,85,216	39%	10%	15	13,72,206	13.37	11,00,547	2,71,659	2,71,659
221	15-02-2011	CORE SHOOTER	10,65,000	29%	10%	15	13,73,375	11.61	9,56,772	4,16,603	4,16,603
222	15-05-2011	DENSITY WEIGHING MACHINE	1,93,500	25%	10%	15	2,41,963	11.37	1,65,026	76,938	76,938
223	15-05-2011	ELECTRICAL UTILITY	66,790	29%	10%	15	86,322	11.37	58,874	27,448	27,448
224	15-08-2013	OLD ASSET	86,363	25%	10%	15	1,07,802	9.11	58,940	48,862	48,862
225	15-08-2006	WEIGHING MACHINE	26,765	44%	10%	15	38,613	16.12	37,341	1,272	3,861
226	15-08-2006	WEIGHING MACHINE	37,007	44%	10%	15	53,389	16.12	51,630	1,758	5,339
227	15-08-2009	GRINDING MACHINE	55,386	63%	10%	15	90,472	13.12	71,193	19,279	19,279
228	15-08-2013	LPDC MACHINE	1,22,793	20%	10%	15	1,46,861	9.11	80,295	66,566	66,566
229	15-08-2013	LPDC MACHINE	50,328	20%	10%	15	60,192	9.11	32,910	27,283	27,283
230	15-08-2013	CORE SHOOTER	15,486	20%	10%	15	18,521	9.11	10,126	8,395	8,395
231	15-08-2013	CORE SHOOTER	31,421	20%	10%	15	37,580	9.11	20,546	17,033	17,033
232	15-08-2013	CORE SHOOTER	61,172	20%	10%	15	73,162	9.11	40,001	33,161	33,161
233	15-02-2011	HYD LIFTER	1,14,240	37%	10%	15	1,56,802	11.61	1,09,237	47,565	47,565
234	15-02-2014	DEGASSING M/C	13,39,439	18%	10%	15	15,75,000	8.61	8,13,477	7,61,523	7,61,523
235	15-05-2014	DEGASSING M/C	13,38,899	16%	10%	15	15,58,330	8.36	7,82,068	7,76,262	7,76,262
236	15-02-2008	LPDC MACHINE	6,265	45%	10%	15	9,112	14.61	7,989	1,122	1,122
237	15-02-2008	DEGASSING M/C	22,050	45%	10%	15	32,069	14.61	28,119	3,950	3,950
238	15-08-2008	MELTING CUM HOLDING FURNANCE	7,800	-20%	10%	15	6,234	14.12	5,280	954	954
239	15-08-2006	SAMPLE POLICING MACHINE	66,780	79%	10%	15	1,19,853	16.12	1,15,906	3,947	11,985
240	15-08-2006	DEGASSING M/C	2,36,691	55%	10%	15	3,67,581	16.12	3,55,476	12,105	36,758
241	15-05-2009	BAND SAW MACHINE	47,940	61%	10%	15	77,344	13.37	62,032	15,312	15,312
242	15-08-2011	BAND SAW MACHINE	55,080	68%	10%	15	92,347	11.12	61,587	30,761	30,761
243	15-08-2012	BAND SAW MACHINE	1,32,852	51%	10%	15	2,00,303	10.11	1,21,532	78,771	78,771
244	15-05-2014	CORE SHOOTER	1,11,059	16%	10%	15	1,29,260	8.36	64,871	64,389	64,389
245	15-11-2011	CORE SHOOTER	13,95,340	27%	10%	15	17,74,076	10.86	11,56,309	6,17,767	6,17,767
246	15-05-2012	CORE SHOOTER	13,00,363	25%	10%	15	16,24,775	10.36	10,10,387	6,14,387	6,14,387
247	15-05-2012	CORE SHOOTER	12,62,753	25%	10%	15	15,77,782	10.36	9,81,164	5,96,618	5,96,618
248	15-02-2007	PLATFORM	3,75,704	50%	10%	15	5,62,501	15.61	5,26,963	35,538	56,250
249	15-02-2008	PLATFORM	6,123	41%	10%	15	8,607	14.61	7,547	1,060	1,060
250	15-02-2008	PLATFORM	1,57,565	41%	10%	15	2,21,484	14.61	1,94,202	27,282	27,282
251	15-02-2009	PLATFORM	2,11,980	44%	10%	15	3,05,393	13.61	2,49,402	55,992	55,992
252	15-02-2009	PLATFORM	1,91,720	44%	10%	15	2,76,205	13.61	2,25,565	50,640	50,640
253	15-02-2009	PLATFORM	1,00,000	44%	10%	15	1,44,067	13.61	1,17,653	26,414	26,414
254	15-02-2009	SAMPLE POLICY MACHINE	3,983	66%	10%	15	6,622	13.61	5,408	1,214	1,214
255	15-08-2011	AIR RECEIVER	1,08,722	38%	10%	15	1,49,783	11.12	99,891	49,892	49,892
256	15-11-2011	PIPE LINE(UTILITY)	4,01,889	40%	10%	15	5,61,923	10.86	3,66,250	1,95,672	1,95,672
257	15-05-2009	LATHE MACHINE	3,40,980	106%	10%	15	7,03,292	13.37	5,64,059	1,39,233	1,39,233
258	15-05-2009	MILLING MACHINE	2,45,000	61%	10%	15	3,95,271	13.37	3,17,018	78,253	78,253
259	15-05-2009	LATHE MACHINE	31,020	106%	10%	15	63,981	13.37	51,314	12,666	12,666
260	15-08-2009	LATHE MACHINE	79,200	106%	10%	15	1,63,355	13.12	1,28,545	34,810	34,810
261	15-08-2014	LATHE MACHINE	1,99,300	4%	10%	15	2,07,393	8.11	1,00,947	1,06,447	1,06,447
262	15-08-2013	MELTING CUM HOLDING FURNANCE	76,800	-32%	10%	15	52,397	9.11	28,647	23,749	23,749
263	15-08-2008	LPDC MACHINE	10,63,799	40%	10%	15	14,88,532	14.12	12,60,644	2,27,888	2,27,888
264	15-11-2009	LADLE	1,78,788	71%	10%	15	3,05,226	12.86	2,35,568	69,659	69,659
265	15-11-2006	PIPE LINE(UTILITY)	5,403	74%	10%	15	9,380	15.87	8,929	451	938

Associates Valuers Techno Engineering Consultants Pvt. Ltd.

ANNEXURES A: PLANT AND MACHINERY |M/S. ALICON CASTALLOY LIMITED BEARING KHEWAT NO. 671, KHATA NO. 798, RECTANGLE NO. 90, MUSTIL NO. 90, KILA NO. 6/1/2/1 (2-0), 6/1/2 (5-0), 3 (8-0), 4(7-5), 3/2(1-7), 2/1(2-15), 2/2(2-17), BHORA KALAN, TEHSIL PATUDI, DISTRICT GURUGRAM, HARYANA 122413

S.no	Capitalized On	Description	Cum.acq.value	Rate of Inflation	Salvage Value	Estimated useful life	Estimated Reproduction Cost of the Asset	Life Consumed (In Years)	Depreciation (IN INR)	Depreciated Value (IN INR)	Fair Market Value (IN INR)
266	15-11-2006	PIPE LINE(UTILITY)	13,063	74%	10%	15	22,677	15.87	21,587	1,090	2,268
267	15-11-2006	PIPE LINE(UTILITY)	23,040	74%	10%	15	39,997	15.87	38,075	1,922	4,000
268	15-02-2007	PIPE LINE(UTILITY)	14,600	64%	10%	15	24,014	15.61	22,497	1,517	2,401
269	15-02-2007	PIPE LINE(UTILITY)	15,000	64%	10%	15	24,672	15.61	23,113	1,559	2,467
270	15-02-2007	PIPE LINE(UTILITY)	20,000	64%	10%	15	32,896	15.61	30,818	2,078	3,290
271	15-02-2007	PIPE LINE(UTILITY)	15,000	64%	10%	15	24,672	15.61	23,113	1,559	2,467
272	15-02-2007	PIPE LINE(UTILITY)	15,000	64%	10%	15	24,672	15.61	23,113	1,559	2,467
273	15-02-2007	PLATFORM	93,878	50%	10%	15	1,40,553	15.61	1,31,673	8,880	14,055
274	15-02-2007	PLATFORM	19,329	50%	10%	15	28,939	15.61	27,111	1,828	2,894
275	15-02-2007	PLATFORM	1,40,560	50%	10%	15	2,10,445	15.61	1,97,150	13,296	21,045
276	15-02-2007	PLATFORM	8,224	50%	10%	15	12,313	15.61	11,535	778	1,231
277	15-02-2007	PLATFORM	20,682	50%	10%	15	30,965	15.61	29,009	1,956	3,096
278	15-02-2007	PLATFORM	8,000	50%	10%	15	11,978	15.61	11,221	757	1,198
279	15-02-2007	PLATFORM	12,919	50%	10%	15	19,342	15.61	18,120	1,222	1,934
280	15-02-2007	PLATFORM	1,48,100	50%	10%	15	2,21,734	15.61	2,07,725	14,009	22,173
281	15-02-2007	PLATFORM	25,000	50%	10%	15	37,430	15.61	35,065	2,365	3,743
282	15-02-2007	PLATFORM	1,55,150	50%	10%	15	2,32,289	15.61	2,17,614	14,676	23,229
283	15-02-2007	PLATFORM	9,300	50%	10%	15	13,924	15.61	13,044	880	1,392
284	15-02-2007	PLATFORM	12,750	50%	10%	15	19,089	15.61	17,883	1,206	1,909
285	15-02-2007	PLATFORM	10,434	50%	10%	15	15,622	15.61	14,635	987	1,562
286	15-02-2007	PLATFORM	32,000	50%	10%	15	47,910	15.61	44,883	3,027	4,791
287	15-02-2007	PLATFORM	17,000	50%	10%	15	25,452	15.61	23,844	1,608	2,545
288	15-02-2007	PLATFORM	81,400	50%	10%	15	1,21,871	15.61	1,14,172	7,700	12,187
289	15-02-2007	PLATFORM	40,000	50%	10%	15	59,888	15.61	56,104	3,784	5,989
290	15-11-2007	PIPE LINE(UTILITY)	50,232	58%	10%	15	79,418	14.87	70,836	8,581	8,581
291	15-11-2007	PIPE LINE(UTILITY)	11,439	58%	10%	15	18,085	14.87	16,131	1,954	1,954
292	15-11-2007	PLATFORM	14,876	47%	10%	15	21,853	14.87	19,491	2,361	2,361
293	15-11-2007	PLATFORM	29,469	47%	10%	15	43,290	14.87	38,612	4,678	4,678
294	15-11-2007	PLATFORM	25,500	47%	10%	15	37,459	14.87	33,412	4,048	4,048
295	15-02-2008	PIPE LINE(UTILITY)	24,109	50%	10%	15	36,099	14.61	31,652	4,447	4,447
296	15-02-2008	PIPE LINE(UTILITY)	17,179	50%	10%	15	25,722	14.61	22,554	3,168	3,168
297	15-02-2008	PLATFORM	16,000	41%	10%	15	22,491	14.61	19,720	2,770	2,770
298	15-02-2008	PLATFORM	6,363	41%	10%	15	8,944	14.61	7,843	1,102	1,102
299	15-02-2008	PLATFORM	15,403	41%	10%	15	21,652	14.61	18,985	2,667	2,667
300	15-02-2008	PIPE LINE(UTILITY)	22,802	50%	10%	15	34,142	14.61	29,936	4,205	4,205
301	15-02-2008	PLATFORM	22,043	41%	10%	15	30,985	14.61	27,168	3,817	3,817
302	15-02-2008	PLATFORM	4,000	41%	10%	15	5,623	14.61	4,930	693	693
303	15-02-2008	PLATFORM	5,400	41%	10%	15	7,591	14.61	6,656	935	935
304	15-02-2008	PLATFORM	7,000	41%	10%	15	9,840	14.61	8,628	1,212	1,212
305	15-02-2008	PLATFORM	6,616	41%	10%	15	9,300	14.61	8,154	1,146	1,146
306	15-02-2009	PIPE LINE(UTILITY)	12,049	53%	10%	15	18,403	13.61	15,029	3,374	3,374
307	15-02-2009	PIPE LINE(UTILITY)	4,500	53%	10%	15	6,873	13.61	5,613	1,260	1,260
308	15-02-2009	PIPE LINE(UTILITY)	6,000	53%	10%	15	9,164	13.61	7,484	1,680	1,680
309	15-02-2009	PIPE LINE(UTILITY)	9,500	53%	10%	15	14,509	13.61	11,849	2,660	2,660
310	15-02-2009	PIPE LINE(UTILITY)	5,000	53%	10%	15	7,637	13.61	6,236	1,400	1,400
311	15-02-2009	PIPE LINE(UTILITY)	12,000	53%	10%	15	18,328	13.61	14,967	3,360	3,360
312	15-02-2009	PIPE LINE(UTILITY)	10,440	53%	10%	15	15,945	13.61	13,022	2,923	2,923
313	15-02-2009	PIPE LINE(UTILITY)	7,308	53%	10%	15	11,162	13.61	9,115	2,046	2,046
314	15-02-2009	PIPE LINE(UTILITY)	17,700	53%	10%	15	27,033	13.61	22,077	4,956	4,956
315	15-02-2009	PLATFORM	11,277	44%	10%	15	16,246	13.61	13,268	2,979	2,979
316	15-02-2009	PLATFORM	15,112	44%	10%	15	21,771	13.61	17,780	3,992	3,992
317	15-02-2009	PLATFORM	25,000	44%	10%	15	36,017	13.61	29,413	6,603	6,603
318	15-02-2009	PLATFORM	17,675	44%	10%	15	25,464	13.61	20,795	4,669	4,669

R.K. Associates Valuers & Techno Engineering Consultants Pvt. Ltd.

ANNEXURES A: PLANT AND MACHINERY |M/S. ALICON CASTALLOY LIMITED BEARING KHEWAT NO. 671, KHATA NO. 798, RECTANGLE NO. 90, MUSTIL NO. 90, KILA NO. 6/1/2/1 (2-0), 6/1/2 (5-0), 3 (8-0), 4(7-5), 3/2(1-7), 2/1(2-15), 2/2(2-17), BHORA KALAN, TEHSIL PATUDI, DISTRICT GURUGRAM, HARYANA 122413

S.no	Capitalized On	Description	Cum.acq.value	Rate of Inflation	Salvage Value	Estimated useful life	Estimated Reproduction Cost of the Asset	Life Consumed (In Years)	Depreciation (IN INR)	Depreciated Value (IN INR)	Fair Market Value (IN INR)
319	15-02-2009	PLATFORM	12,000	44%	10%	15	17,288	13.61	14,118	3,170	3,170
320	15-02-2009	PLATFORM	10,200	44%	10%	15	14,695	13.61	12,001	2,694	2,694
321	15-02-2009	PLATFORM	4,100	44%	10%	15	5,907	13.61	4,824	1,083	1,083
322	15-02-2009	PLATFORM	11,402	44%	10%	15	16,427	13.61	13,415	3,012	3,012
323	15-02-2009	PLATFORM	12,000	44%	10%	15	17,288	13.61	14,118	3,170	3,170
324	15-02-2009	PLATFORM	11,647	44%	10%	15	16,779	13.61	13,703	3,076	3,076
325	15-02-2009	PLATFORM	57,615	44%	10%	15	83,004	13.61	67,786	15,218	15,218
326	15-02-2009	PLATFORM	13,500	44%	10%	15	19,449	13.61	15,883	3,566	3,566
327	15-02-2009	PLATFORM	12,250	44%	10%	15	17,648	13.61	14,413	3,236	3,236
328	15-02-2009	PLATFORM	18,350	44%	10%	15	26,436	13.61	21,589	4,847	4,847
329	15-02-2009	PLATFORM	50,000	44%	10%	15	72,034	13.61	58,827	13,207	13,207
330	15-02-2009	PLATFORM	8,441	44%	10%	15	12,161	13.61	9,931	2,230	2,230
331	15-02-2009	PLATFORM	39,210	44%	10%	15	56,489	13.61	46,132	10,357	10,357
332	15-02-2009	PLATFORM	5,415	44%	10%	15	7,801	13.61	6,371	1,430	1,430
333	15-02-2009	PLATFORM	19,780	44%	10%	15	28,496	13.61	23,272	5,225	5,225
334	15-02-2009	PLATFORM	13,614	44%	10%	15	19,613	13.61	16,017	3,596	3,596
335	15-02-2009	PLATFORM	5,575	44%	10%	15	8,032	13.61	6,559	1,473	1,473
336	15-02-2009	PLATFORM	24,250	44%	10%	15	34,936	13.61	28,531	6,405	6,405
337	15-02-2009	PLATFORM	26,050	44%	10%	15	37,529	13.61	30,649	6,881	6,881
338	15-02-2009	PLATFORM	2,900	44%	10%	15	4,178	13.61	3,412	766	766
339	15-02-2009	PLATFORM	7,158	44%	10%	15	10,312	13.61	8,422	1,891	1,891
340	15-02-2009	PLATFORM	20,000	44%	10%	15	28,813	13.61	23,531	5,283	5,283
341	15-02-2009	PLATFORM	12,159	44%	10%	15	17,517	13.61	14,305	3,212	3,212
342	15-02-2009	PLATFORM	10,500	44%	10%	15	15,127	13.61	12,354	2,773	2,773
343	15-02-2009	PLATFORM	17,000	44%	10%	15	24,491	13.61	20,001	4,490	4,490
344	15-02-2009	PLATFORM	1,84,594	44%	10%	15	2,65,939	13.61	2,17,181	48,758	48,758
345	15-08-2006	DRILLING MACHINE	24,664	62%	10%	15	39,935	16.12	38,620	1,315	3,993
346	15-08-2006	LATHE MACHINE	91,836	118%	10%	15	1,99,846	16.12	1,93,264	6,581	19,985
347	15-08-2006	LATHE MACHINE	41,860	118%	10%	15	91,092	16.12	88,092	3,000	9,109
348	15-02-2014	MONORAIL	64,895	2%	10%	15	66,268	8.61	34,227	32,041	32,041
349	15-02-2014	CRANE	71,574	45%	10%	15	1,03,723	8.61	53,572	50,151	50,151
350	15-05-2009	WELDING MACHINE	37,000	10%	10%	15	40,812	13.37	32,732	8,080	8,080
351	15-02-2006	LPDC MACHINE	3,32,125	65%	10%	15	5,48,262	16.61	5,46,519	1,742	54,826
352	15-08-2006	TROLLIES	44,000	102%	10%	15	89,100	16.12	86,165	2,934	8,910
353	15-08-2006	TROLLIES	22,000	102%	10%	15	44,550	16.12	43,083	1,467	4,455
354	15-08-2006	TROLLIES	22,000	102%	10%	15	44,550	16.12	43,083	1,467	4,455
355	15-08-2006	TROLLIES	22,000	102%	10%	15	44,550	16.12	43,083	1,467	4,455
356	15-08-2006	TROLLIES	22,000	102%	10%	15	44,550	16.12	43,083	1,467	4,455
357	15-08-2006	TROLLIES	22,000	102%	10%	15	44,550	16.12	43,083	1,467	4,455
358	15-08-2006	TROLLIES	22,000	102%	10%	15	44,550	16.12	43,083	1,467	4,455
359	15-08-2006	TROLLIES	22,000	102%	10%	15	44,550	16.12	43,083	1,467	4,455
360	15-08-2006	TROLLIES	25,600	102%	10%	15	51,840	16.12	50,133	1,707	5,184
361	15-08-2006	TROLLIES	26,000	102%	10%	15	52,650	16.12	50,916	1,734	5,265
362	15-08-2006	TROLLIES	22,000	102%	10%	15	44,550	16.12	43,083	1,467	4,455
363	15-11-2006	TROLLIES	33,000	101%	10%	15	66,349	15.87	63,160	3,188	6,635
364	15-11-2006	TROLLIES	23,600	101%	10%	15	47,449	15.87	45,169	2,280	4,745
365	15-11-2006	TROLLIES	44,000	101%	10%	15	88,465	15.87	84,214	4,251	8,846
366	15-11-2006	TROLLIES	22,000	101%	10%	15	44,232	15.87	42,107	2,126	4,423
367	15-11-2006	TROLLIES	33,500	101%	10%	15	67,354	15.87	64,117	3,237	6,735
368	15-02-2007	TROLLIES	22,000	98%	10%	15	43,458	15.61	40,713	2,746	4,346
369	15-02-2007	TROLLIES	22,000	98%	10%	15	43,458	15.61	40,713	2,746	4,346
370	15-02-2007	TROLLIES	22,000	98%	10%	15	43,458	15.61	40,713	2,746	4,346
371	15-02-2007	TROLLIES	22,000	98%	10%	15	43,458	15.61	40,713	2,746	4,346

R.K. Associates Valuers & Engineering Consultants Pvt. Ltd.

ANNEXURES A: PLANT AND MACHINERY |M/S. ALICON CASTALLOY LIMITED BEARING KHEWAT NO. 671, KHATA NO. 798, RECTANGLE NO. 90, MUSTIL NO. 90, KILA NO. 6/1/2/1 (2-0), 6/1/2 (5-0), 3 (8-0), 4(7-5), 3/2(1-7), 2/1(2-15), 2/2(2-17), BHORA KALAN, TEHSIL PATUDI, DISTRICT GURUGRAM, HARYANA 122413

S.no	Capitalized On	Description	Cum.acq.value	Rate of Inflation	Salvage Value	Estimated useful life	Estimated Reproduction Cost of the Asset	Life Consumed (In Years)	Depreciation (IN INR)	Depreciated Value (IN INR)	Fair Market Value (IN INR)
372	15-02-2007	TROLLIES	22,000	98%	10%	15	43,458	15.61	40,713	2,746	4,346
373	15-02-2007	TROLLIES	22,000	98%	10%	15	43,458	15.61	40,713	2,746	4,346
374	15-02-2008	HEAT TREATMENT FURNACE	27,300	-21%	10%	20	21,619	14.61	14,217	7,402	7,402
375	15-02-2008	HEAT TREATMENT FURNACE	1,82,616	-21%	10%	20	1,44,615	14.61	95,101	49,514	49,514
376	15-02-2008	HEAT TREATMENT FURNACE	1,36,954	-21%	10%	20	1,08,455	14.61	71,322	37,133	37,133
377	15-02-2008	HEAT TREATMENT FURNACE	7,766	-21%	10%	20	6,150	14.61	4,044	2,106	2,106
378	15-02-2008	HEAT TREATMENT FURNACE	11,649	-21%	10%	20	9,225	14.61	6,066	3,158	3,158
379	15-02-2008	HEAT TREATMENT FURNACE	11,649	-21%	10%	20	9,225	14.61	6,066	3,158	3,158
380	15-02-2008	HEAT TREATMENT FURNACE	11,649	-21%	10%	20	9,225	14.61	6,066	3,158	3,158
381	15-02-2008	HEAT TREATMENT FURNACE	11,649	-21%	10%	20	9,225	14.61	6,066	3,158	3,158
382	15-02-2008	HEAT TREATMENT FURNACE	28,892	-21%	10%	20	22,880	14.61	15,046	7,834	7,834
383	15-11-2007	CHIMNEY	50,342	59%	10%	15	80,198	14.87	71,533	8,666	8,666
384	15-05-2007	TROLLIES	33,000	92%	10%	15	63,197	15.37	58,280	4,917	6,320
385	15-05-2007	TROLLIES	33,000	92%	10%	15	63,197	15.37	58,280	4,917	6,320
386	15-05-2007	TROLLIES	33,000	92%	10%	15	63,197	15.37	58,280	4,917	6,320
387	15-05-2007	TROLLIES	34,000	92%	10%	15	65,112	15.37	60,046	5,066	6,511
388	15-05-2007	TROLLIES	34,000	92%	10%	15	65,112	15.37	60,046	5,066	6,511
389	15-05-2007	TROLLIES	34,000	92%	10%	15	65,112	15.37	60,046	5,066	6,511
390	15-05-2007	TROLLIES	33,000	92%	10%	15	63,197	15.37	58,280	4,917	6,320
391	15-02-2008	TROLLIES	78,000	89%	10%	15	1,47,375	14.61	1,29,222	18,153	18,153
392	15-02-2009	WELDING MACHINE	61,200	10%	10%	15	67,451	13.61	55,084	12,367	12,367
393	15-08-2010	WELDING MACHINE	9,800	8%	10%	15	10,581	12.12	7,691	2,890	2,890
394	15-11-2010	WELDING MACHINE	69,360	8%	10%	15	74,596	11.86	53,096	21,500	21,500
395	15-08-2013	WELDING MACHINE	78,700	7%	10%	15	84,015	9.11	45,935	38,081	38,081
396	15-05-2014	WELDING MACHINE	15,750	6%	10%	15	16,646	8.36	8,354	8,292	8,292
397	15-05-2006	COOLING TOWER	12,270	76%	10%	15	21,568	16.37	21,184	384	2,157
398	15-08-2013	AUTOMATIC SAND FEEDER	3,57,000	20%	10%	15	4,26,973	9.11	2,33,443	1,93,530	1,93,530
399	15-05-2013	AIR COMPRESSOR	5,75,460	23%	10%	15	7,10,142	9.36	3,99,003	3,11,140	3,11,140
400	15-05-2013	AIR COMPRESSOR MAKE KAESER -120-1325	54,906	23%	10%	15	67,756	9.36	38,070	29,686	29,686
401	15-08-2012	AIR COMPRESSOR	5,77,361	23%	10%	15	7,10,278	10.11	4,30,954	2,79,324	2,79,324
402	15-02-2011	OLD ASSET	4,46,320	39%	10%	15	6,22,332	11.61	4,33,553	1,88,780	1,88,780
403	15-05-2012	BAND SAW MACHINE	20,982	59%	10%	15	33,313	10.36	20,716	12,597	12,597
404	15-02-2013	LPDC MACHINE	10,225	20%	10%	15	12,288	9.61	7,084	5,204	5,204
405	15-02-2013	LPDC MACHINE	3,16,967	20%	10%	15	3,80,906	9.61	2,19,590	1,61,316	1,61,316
406	15-08-2013	LPDC MACHINE	1,58,484	20%	10%	15	1,89,547	9.11	1,03,633	85,914	85,914
407	15-02-2012	AIR COMPRESSOR	5,62,133	23%	10%	15	6,91,545	10.61	4,40,277	2,51,268	2,51,268
408	15-05-2006	Transformer	4,70,938	32%	10%	15	6,23,813	16.37	6,12,704	11,109	62,381
409	15-11-2013	HEAT TREATMENT FURNACE	63,910	-30%	10%	20	44,805	8.86	17,864	26,941	26,941
410	15-11-2013	HEAT TREATMENT FURNACE	98,364	-30%	10%	20	68,960	8.86	27,495	41,465	41,465
411	15-11-2013	HEAT TREATMENT FURNACE	5,723	-30%	10%	20	4,012	8.86	1,600	2,412	2,412
412	15-08-2014	PLATFORM	12,198	33%	10%	15	16,210	8.11	7,890	8,320	8,320
413	15-11-2006	LPDC MACHINE	31,485	55%	10%	15	48,729	15.87	46,387	2,342	4,873
414	15-02-2007	LPDC MACHINE	31,485	54%	10%	15	48,398	15.61	45,340	3,058	4,840
415	15-02-2007	LPDC MACHINE	31,485	54%	10%	15	48,398	15.61	45,340	3,058	4,840
416	15-02-2008	LPDC MACHINE	9,360	45%	10%	15	13,613	14.61	11,936	1,677	1,677
417	15-02-2008	LPDC MACHINE	9,360	45%	10%	15	13,613	14.61	11,936	1,677	1,677
418	15-02-2008	LPDC MACHINE	9,360	45%	10%	15	13,613	14.61	11,936	1,677	1,677
419	15-08-2007	LPDC MACHINE	25,930	48%	10%	15	38,454	15.12	34,880	3,574	3,845
420	15-08-2007	LPDC MACHINE	25,930	48%	10%	15	38,454	15.12	34,880	3,574	3,845
421	15-02-2008	D.G SET	1,45,462	58%	10%	15	2,29,775	14.61	2,01,472	28,303	28,303
422	15-11-2011	LPDC MACHINE	57,34,444	27%	10%	15	72,90,939	10.86	47,52,094	25,38,845	25,38,845
423	15-05-2013	WEIGHING MACHINE	8,11,854	6%	10%	15	8,60,550	9.36	4,83,511	3,77,039	3,77,039
424	15-08-2012	PLATFORM	4,18,833	37%	10%	15	5,71,715	10.11	3,46,882	2,24,833	2,24,833

RA Associates Techno Engineering Consultants Pvt. Ltd.

ANNEXURES A: PLANT AND MACHINERY |M/S. ALICON CASTALLOY LIMITED BEARING KHEWAT NO. 671, KHATA NO. 798, RECTANGLE NO. 90, MUSTIL NO. 90, KILA NO. 6/1/2/1 (2-0), 6/1/2 (5-0), 3 (8-0), 4(7-5), 3/2(1-7), 2/1(2-15), 2/2(2-17), BHORA KALAN, TEHSIL PATUDI, DISTRICT GURUGRAM, HARYANA 122413

S.no	Capitalized On	Description	Cum.acq.value	Rate of Inflation	Salvage Value	Estimated useful life	Estimated Reproduction Cost of the Asset	Life Consumed (In Years)	Depreciation (IN INR)	Depreciated Value (IN INR)	Fair Market Value (IN INR)
425	15-08-2006	MELTING CUM HOLDING FURNANCE	9,69,401	2%	10%	15	9,88,571	16.12	9,56,016	32,555	98,857
426	15-08-2014	SCISSOR LIFTER	30,582	19%	10%	15	36,286	8.11	17,662	18,624	18,624
427	15-08-2013	AUTOMATIC SAND FEEDER	9,251	20%	10%	15	11,064	9.11	6,049	5,015	5,015
428	15-08-2013	AUTOMATIC SAND FEEDER	31,696	20%	10%	15	37,909	9.11	20,726	17,182	17,182
429	15-08-2013	AUTOMATIC SAND FEEDER	1,07,498	20%	10%	15	1,28,568	9.11	70,293	58,275	58,275
430	15-08-2013	AUTOMATIC SAND FEEDER	30,900	20%	10%	15	36,957	9.11	20,206	16,751	16,751
431	15-08-2013	AUTOMATIC SAND FEEDER	1,91,664	20%	10%	15	2,29,231	9.11	1,25,330	1,03,901	1,03,901
432	15-11-2013	HEAT TREATMENT FURNACE	1,56,177	-30%	10%	20	1,09,491	8.86	43,655	65,835	65,835
433	15-08-2014	PLATFORM	17,391	33%	10%	15	23,111	8.11	11,249	11,862	11,862
434	15-08-2014	PLATFORM	20,697	33%	10%	15	27,504	8.11	13,388	14,117	14,117
435	15-08-2014	PLATFORM	71,040	33%	10%	15	94,406	8.11	45,951	48,455	48,455
436	15-08-2014	PLATFORM	1,15,665	33%	10%	15	1,53,708	8.11	74,816	78,892	78,892
437	15-08-2014	PLATFORM	73,668	33%	10%	15	97,898	8.11	47,651	50,247	50,247
438	15-08-2014	PLATFORM	25,692	33%	10%	15	34,142	8.11	16,618	17,524	17,524
439	15-08-2014	PLATFORM	1,558	33%	10%	15	2,070	8.11	1,008	1,063	1,063
440	15-08-2014	PLATFORM	68,367	33%	10%	15	90,854	8.11	44,222	46,632	46,632
441	15-02-2015	ELECTRIC WIRE ROPE HOIST OF CAP. 2 MT	1,37,700	16%	10%	15	1,60,097	7.61	73,083	87,014	87,014
442	15-02-2008	HEAT TREATMENT FURNACE	25,11,821	-21%	10%	20	19,89,127	14.61	13,08,083	6,81,045	6,81,045
443	15-11-2006	CONVEYOR	5,37,739	13%	10%	15	6,10,228	15.87	5,80,904	29,324	61,023
444	15-11-2006	CONVEYOR	3,58,256	13%	10%	15	4,06,550	15.87	3,87,014	19,537	40,655
445	15-02-2008	CONVEYOR	4,97,600	3%	10%	15	5,14,715	14.61	4,51,313	63,402	63,402
446	15-08-2010	GRINDING MACHINE	58,936	43%	10%	15	84,527	12.12	61,443	23,084	23,084
447	15-05-2012	GRINDING MACHINE	1,37,496	31%	10%	15	1,79,738	10.36	1,11,773	67,966	67,966
448	15-11-2005	GRINDING MACHINE	44,304	84%	10%	15	81,680	16.87	82,655	-	8,168
449	15-08-2012	SKELNAR FURNANCE	7,78,225	-29%	10%	15	5,52,516	10.11	3,35,234	2,17,283	2,17,283
450	15-11-2012	MELTING CUM HOLDING FURNANCE	17,842	-31%	10%	15	12,236	9.86	7,239	4,997	4,997
451	15-11-2012	MELTING CUM HOLDING FURNANCE	2,24,948	-31%	10%	15	1,54,272	9.86	91,270	63,002	63,002
452	15-11-2012	MELTING FURNANCE LINING WORK	42,000	-31%	10%	15	28,804	9.86	17,041	11,763	11,763
453	15-02-2013	MELTING CUM HOLDING FURNANCE	1,04,550	-30%	10%	15	73,427	9.61	42,330	31,097	31,097
454	15-05-2013	WEIGHING MACHINE	4,93,237	6%	10%	15	5,22,822	9.36	2,93,754	2,29,068	2,29,068
455	15-02-2009	PIPE LINE(UTILITY)	8,936	53%	10%	15	13,648	13.61	11,146	2,502	2,502
456	15-02-2009	PLATFORM	18,683	44%	10%	15	26,916	13.61	21,981	4,935	4,935
457	15-02-2009	PLATFORM	56,524	44%	10%	15	81,432	13.61	66,502	14,930	14,930
458	15-02-2009	PLATFORM	28,247	44%	10%	15	40,695	13.61	33,234	7,461	7,461
459	15-02-2009	PLATFORM	43,162	44%	10%	15	62,182	13.61	50,782	11,401	11,401
460	15-02-2009	PLATFORM	31,693	44%	10%	15	45,659	13.61	37,288	8,371	8,371
461	15-02-2009	PLATFORM	20,446	44%	10%	15	29,456	13.61	24,055	5,401	5,401
462	15-08-2009	GRINDING MACHINE	28,560	63%	10%	15	46,652	13.12	36,711	9,941	9,941
463	15-11-2005	AIR COMPRESSOR	35,200	39%	10%	15	48,902	16.87	49,487	-	4,890
464	15-11-2011	LPDC MACHINE	1,04,550	27%	10%	15	1,32,928	10.86	86,640	46,288	46,288
465	15-11-2011	LPDC MACHINE	45,000	27%	10%	15	57,214	10.86	37,291	19,923	19,923
466	15-08-2011	WEIGHING MACHINE	91,970	23%	10%	15	1,13,580	11.12	75,747	37,833	37,833
467	15-11-2013	DROSS RECYCLING MACHINE	1,62,574	18%	10%	15	1,92,063	8.86	1,02,104	89,959	89,959
468	15-02-2007	PLATFORM	34,450	50%	10%	15	51,578	15.61	48,320	3,259	5,158
469	15-11-2006	MELTING CUM HOLDING FURNANCE	97,013	2%	10%	15	98,931	15.87	94,177	4,754	9,893
470	15-11-2009	MELTING CUM HOLDING FURNANCE	22,926	-18%	10%	15	18,766	12.86	14,483	4,283	4,283
471	15-02-2007	LPDC MACHINE	7,95,980	54%	10%	15	12,23,553	15.61	11,46,251	77,302	1,22,355
472	15-02-2008	LPDC MACHINE	7,75,000	45%	10%	15	11,27,141	14.61	9,88,302	1,38,839	1,38,839
473	15-02-2008	LPDC MACHINE	7,75,000	45%	10%	15	11,27,141	14.61	9,88,302	1,38,839	1,38,839
474	15-02-2010	TROLLIES	34,440	79%	10%	15	61,568	12.61	46,586	14,982	14,982
475	15-02-2010	TROLLIES	56,814	79%	10%	15	1,01,566	12.61	76,851	24,715	24,715
476	15-02-2010	TROLLIES	34,440	79%	10%	15	61,568	12.61	46,586	14,982	14,982
477	15-02-2010	TROLLIES	57,928	79%	10%	15	1,03,558	12.61	78,358	25,200	25,200

ANNEXURES A: PLANT AND MACHINERY |M/S. ALICON CASTALLOY LIMITED BEARING KHEWAT NO. 671, KHATA NO. 798, RECTANGLE NO. 90, MUSTIL NO. 90, KILA NO. 6/1/2/1 (2-0), 6/1/2 (5-0), 3 (8-0), 4(7-5), 3/2(1-7), 2/1(2-15), 2/2(2-17), BHORA KALAN, TEHSIL PATUDI, DISTRICT GURUGRAM, HARYANA 122413

S.no	Capitalized On	Description	Cum.acq.value	Rate of Inflation	Salvage Value	Estimated useful life	Estimated Reproduction Cost of the Asset	Life Consumed (In Years)	Depreciation (IN INR)	Depreciated Value (IN INR)	Fair Market Value (IN INR)
478	15-02-2010	TROLLIES	27,948	79%	10%	15	49,963	12.61	37,805	12,158	12,158
479	15-11-2009	LPDC MACHINE	58,700	39%	10%	15	81,883	12.86	63,196	18,687	18,687
480	15-11-2006	PIPE LINE(UTILITY)	1,77,594	74%	10%	15	3,08,301	15.87	2,93,486	14,815	30,830
481	15-11-2006	PIPE LINE(UTILITY)	2,90,974	74%	10%	15	5,05,127	15.87	4,80,853	24,274	50,513
482	15-11-2006	PIPE LINE(UTILITY)	68,485	74%	10%	15	1,18,889	15.87	1,13,176	5,713	11,889
483	15-11-2006	PIPE LINE(UTILITY)	95,611	74%	10%	15	1,65,980	15.87	1,58,003	7,976	16,598
484	15-11-2006	PIPE LINE(UTILITY)	4,917	74%	10%	15	8,536	15.87	8,126	410	854
485	15-11-2006	PIPE LINE(UTILITY)	1,42,630	74%	10%	15	2,47,604	15.87	2,35,705	11,899	24,760
486	15-02-2007	PIPE LINE(UTILITY)	1,28,619	64%	10%	15	2,11,551	15.61	1,98,186	13,365	21,155
487	15-02-2007	PIPE LINE(UTILITY)	6,976	64%	10%	15	11,474	15.61	10,749	725	1,147
488	15-02-2007	PIPE LINE(UTILITY)	45,663	64%	10%	15	75,106	15.61	70,361	4,745	7,511
489	15-02-2007	PIPE LINE(UTILITY)	13,368	64%	10%	15	21,988	15.61	20,598	1,389	2,199
490	15-02-2007	PIPE LINE(UTILITY)	90,772	64%	10%	15	1,49,301	15.61	1,39,868	9,433	14,930
491	15-02-2007	PIPE LINE(UTILITY)	21,597	64%	10%	15	35,523	15.61	33,278	2,244	3,552
492	15-02-2008	PIPE LINE(UTILITY)	24,129	50%	10%	15	36,129	14.61	31,678	4,450	4,450
493	15-02-2008	PIPE LINE(UTILITY)	6,393	50%	10%	15	9,572	14.61	8,393	1,179	1,179
494	15-02-2008	PIPE LINE(UTILITY)	23,695	50%	10%	15	35,479	14.61	31,109	4,370	4,370
495	15-02-2008	PIPE LINE(UTILITY)	6,253	50%	10%	15	9,363	14.61	8,209	1,153	1,153
496	15-02-2008	PIPE LINE(UTILITY)	14,706	50%	10%	15	22,019	14.61	19,307	2,712	2,712
497	15-02-2009	PIPE LINE(UTILITY)	6,944	53%	10%	15	10,606	13.61	8,661	1,944	1,944
498	15-08-2013	PIPE LINE(UTILITY)	36,070	38%	10%	15	49,932	9.11	27,300	22,632	22,632
499	15-11-2013	PIPE LINE(UTILITY)	5,43,660	44%	10%	15	7,80,924	8.86	4,15,152	3,65,772	3,65,772
500	15-11-2013	PIPE LINE(UTILITY)	78,652	44%	10%	15	1,12,977	8.86	60,061	52,917	52,917
501	15-05-2006	TROLLIES	21,330	99%	10%	15	42,395	16.37	41,640	755	4,239
502	15-05-2006	TROLLIES	21,690	99%	10%	15	43,110	16.37	42,342	768	4,311
503	15-11-2009	LPDC MACHINE	46,777	39%	10%	15	65,251	12.86	50,360	14,892	14,892
504	15-11-2009	LPDC MACHINE	27,353	39%	10%	15	38,156	12.86	29,448	8,708	8,708
505	15-02-2014	LPDC MACHINE	1,56,900	18%	10%	15	1,84,493	8.61	95,290	89,204	89,204
506	15-11-2006	PIPE LINE(UTILITY)	26,081	74%	10%	15	45,276	15.87	43,101	2,176	4,528
507	15-11-2006	PIPE LINE(UTILITY)	12,530	74%	10%	15	21,752	15.87	20,707	1,045	2,175
508	15-02-2007	PLATFORM	1,90,550	50%	10%	15	2,85,290	15.61	2,67,266	18,024	28,529
509	15-02-2008	PLATFORM	42,996	41%	10%	15	60,438	14.61	52,994	7,445	7,445
510	15-08-2007	PLATFORM	34,443	46%	10%	15	50,431	15.12	45,745	4,687	5,043
511	15-08-2007	PLATFORM	85,520	46%	10%	15	1,25,218	15.12	1,13,581	11,637	12,522
512	15-02-2008	PLATFORM	1,08,178	41%	10%	15	1,52,063	14.61	1,33,332	18,731	18,731
513	15-02-2009	PLATFORM	1,88,974	44%	10%	15	2,72,249	13.61	2,22,334	49,915	49,915
514	15-02-2009	PLATFORM	57,048	44%	10%	15	82,187	13.61	67,119	15,068	15,068
515	15-02-2009	PLATFORM	7,156	44%	10%	15	10,309	13.61	8,419	1,890	1,890
516	15-02-2009	PLATFORM	8,418	44%	10%	15	12,128	13.61	9,904	2,223	2,223
517	15-02-2009	PLATFORM	77,880	44%	10%	15	1,12,199	13.61	91,629	20,571	20,571
518	15-02-2009	PLATFORM	1,29,008	44%	10%	15	1,85,858	13.61	1,51,782	34,076	34,076
519	15-02-2009	PLATFORM	31,868	44%	10%	15	45,911	13.61	37,494	8,417	8,417
520	15-05-2009	PLATFORM	62,591	47%	10%	15	91,795	13.37	73,622	18,173	18,173
521	15-05-2009	PLATFORM	2,19,049	47%	10%	15	3,21,254	13.37	2,57,655	63,600	63,600
522	15-05-2014	MELTING CUM HOLDING FURNANCE	45,543	-24%	10%	15	34,574	8.36	17,351	17,223	17,223
523	15-05-2014	MELTING CUM HOLDING FURNANCE	26,357	-24%	10%	15	20,009	8.36	10,042	9,967	9,967
524	15-11-2006	PIPE LINE(UTILITY)	10,092	74%	10%	15	17,520	15.87	16,678	842	1,752
525	15-02-2007	PLATFORM	20,560	50%	10%	15	30,782	15.61	28,837	1,945	3,078
526	15-05-2007	ELECTRICAL UTILITY	60,500	40%	10%	15	84,482	15.37	77,909	6,573	8,448
527	15-08-2007	ELECTRICAL UTILITY	77,010	39%	10%	15	1,07,083	15.12	97,132	9,951	10,708
528	15-02-2009	HEAT TREATMENT FURNACE	2,09,500	-18%	10%	20	1,71,484	13.61	1,05,033	66,451	66,451
529	15-05-2009	DRILLING MACHINE	57,000	62%	10%	15	92,457	13.37	74,153	18,304	18,304
530	15-08-2007	PLATFORM	2,32,383	46%	10%	15	3,40,253	15.12	3,08,633	31,620	34,025

RK Associates Valuers & Techno Engineering Consultants Pvt. Ltd.

ANNEXURES A: PLANT AND MACHINERY |M/S. ALICON CASTALLOY LIMITED BEARING KHEWAT NO. 671, KHATA NO. 798, RECTANGLE NO. 90, MUSTIL NO. 90, KILA NO. 6/1/2/1 (2-0), 6/1/2 (5-0), 3 (8-0), 4(7-5), 3/2(1-7), 2/1(2-15), 2/2(2-17), BHORA KALAN, TEHSIL PATUDI, DISTRICT GURUGRAM, HARYANA 122413

S.no	Capitalized On	Description	Cum.acq.value	Rate of Inflation	Salvage Value	Estimated useful life	Estimated Reproduction Cost of the Asset	Life Consumed (In Years)	Depreciation (IN INR)	Depreciated Value (IN INR)	Fair Market Value (IN INR)
531	15-02-2009	PIPE LINE(UTILITY)	5,500	53%	10%	15	8,400	13.61	6,860	1,540	1,540
532	15-11-2006	MELTING CUM HOLDING FURNANCE	22,880	2%	10%	15	23,332	15.87	22,211	1,121	2,333
533	15-08-2006	HEAT TREATMENT FURNACE	16,85,957	2%	10%	20	17,19,297	16.12	12,47,009	4,72,289	4,72,289
534	15-08-2006	HEAT TREATMENT FURNACE	14,10,580	2%	10%	20	14,38,475	16.12	10,43,328	3,95,147	3,95,147
535	15-08-2006	HEAT TREATMENT FURNACE	85,000	2%	10%	20	86,681	16.12	62,870	23,811	23,811
536	15-11-2010	GRINDING MACHINE	12,700	41%	10%	15	17,965	11.86	12,787	5,178	5,178
537	15-08-2006	LPDC MACHINE	25,000	55%	10%	15	38,825	16.12	37,546	1,279	3,882
538	15-05-2011	RO PLANT	1,30,180	31%	10%	15	1,70,142	11.37	1,16,041	54,100	54,100
539	15-02-2013	LPDC MACHINE	23,000	20%	10%	15	27,640	9.61	15,934	11,706	11,706
540	15-02-2013	LPDC MACHINE	23,000	20%	10%	15	27,640	9.61	15,934	11,706	11,706
541	15-02-2013	LPDC MACHINE	46,000	20%	10%	15	55,279	9.61	31,868	23,411	23,411
542	15-08-2013	CORE SHOOTER	96,900	20%	10%	15	1,15,893	9.11	63,363	52,530	52,530
543	15-08-2013	CORE SHOOTER	1,06,590	20%	10%	15	1,27,482	9.11	69,699	57,783	57,783
544	15-11-2013	CORE SHOOTER	48,450	18%	10%	15	57,238	8.86	30,429	26,810	26,810
545	15-11-2013	PIPE LINE(UTILITY)	2,07,966	44%	10%	15	2,98,726	8.86	1,58,808	1,39,919	1,39,919
546	15-11-2013	PIPE LINE(UTILITY)	2,23,892	44%	10%	15	3,21,603	8.86	1,70,969	1,50,633	1,50,633
547	15-02-2014	PIPE LINE(UTILITY)	1,53,125	35%	10%	15	2,06,902	8.61	1,06,863	1,00,038	1,00,038
548	15-02-2014	PIPE LINE(UTILITY)	42,750	35%	10%	15	57,764	8.61	29,835	27,929	27,929
549	15-08-2014	PLATFORM	5,32,972	33%	10%	15	7,08,272	8.11	3,44,744	3,63,528	3,63,528
550	15-08-2014	PIPE LINE(UTILITY)	37,810	35%	10%	15	51,089	8.11	24,867	26,222	26,222
551	15-08-2014	PLATFORM	14,250	33%	10%	15	18,937	8.11	9,217	9,720	9,720
552	15-11-2013	PIPE LINE(UTILITY)	62,765	44%	10%	15	90,157	8.86	47,929	42,228	42,228
553	15-11-2013	PIPE LINE(UTILITY)	4,61,601	44%	10%	15	6,63,053	8.86	3,52,490	3,10,563	3,10,563
554	15-08-2006	LPDC MACHINE	52,327	55%	10%	15	81,264	16.12	78,588	2,676	8,126
555	15-08-2006	LPDC MACHINE	7,849	55%	10%	15	12,189	16.12	11,788	401	1,219
556	15-08-2006	LPDC MACHINE	7,849	55%	10%	15	12,189	16.12	11,788	401	1,219
557	15-08-2006	LPDC MACHINE	7,849	55%	10%	15	12,189	16.12	11,788	401	1,219
558	15-08-2006	LADLE	1,12,105	90%	10%	15	2,12,669	16.12	2,05,666	7,004	21,267
559	15-11-2006	LPDC MACHINE	8,11,060	55%	10%	15	12,55,265	15.87	11,94,944	60,322	1,25,527
560	15-11-2006	LPDC MACHINE	8,11,060	55%	10%	15	12,55,265	15.87	11,94,944	60,322	1,25,527
561	15-11-2006	LPDC MACHINE	8,32,039	55%	10%	15	12,87,734	15.87	12,25,852	61,882	1,28,773
562	15-02-2007	LPDC MACHINE	8,11,059	54%	10%	15	12,46,732	15.61	11,67,966	78,766	1,24,673
563	15-08-2006	SKELNAR FURNANCE	6,83,517	2%	10%	15	6,97,034	16.12	6,74,079	22,954	69,703
564	15-05-2009	CRANE	2,80,500	53%	10%	15	4,28,904	13.37	3,43,993	84,911	84,911
565	15-05-2013	LPDC MACHINE	1,16,562	19%	10%	15	1,38,880	9.36	78,032	60,848	60,848
566	15-02-2007	PLATFORM	55,874	50%	10%	15	83,654	15.61	78,369	5,285	8,365
567	15-02-2008	PLATFORM	47,226	41%	10%	15	66,384	14.61	58,207	8,177	8,177
568	15-02-2008	PLATFORM	6,600	41%	10%	15	9,277	14.61	8,135	1,143	1,143
569	15-02-2008	PLATFORM	21,000	41%	10%	15	29,519	14.61	25,883	3,636	3,636
570	15-02-2008	PLATFORM	35,000	41%	10%	15	49,198	14.61	43,138	6,060	6,060
571	15-02-2008	PLATFORM	21,000	41%	10%	15	29,519	14.61	25,883	3,636	3,636
572	15-02-2008	PLATFORM	1,30,091	41%	10%	15	1,82,865	14.61	1,60,340	22,525	22,525
573	15-11-2006	LPDC MACHINE	48,916	55%	10%	15	75,707	15.87	72,068	3,638	7,571
574	15-11-2006	LPDC MACHINE	48,916	55%	10%	15	75,707	15.87	72,068	3,638	7,571
575	15-02-2007	LPDC MACHINE	1,00,971	54%	10%	15	1,55,209	15.61	1,45,403	9,806	15,521
576	15-02-2008	LPDC MACHINE	1,00,971	45%	10%	15	1,46,850	14.61	1,28,761	18,089	18,089
577	15-02-2008	LPDC MACHINE	87,909	45%	10%	15	1,27,853	14.61	1,12,104	15,749	15,749
578	15-02-2008	LPDC MACHINE	87,909	45%	10%	15	1,27,853	14.61	1,12,104	15,749	15,749
579	15-02-2013	LPDC MACHINE	1,31,045	20%	10%	15	1,57,480	9.61	90,786	66,694	66,694
580	15-02-2014	LPDC MACHINE	3,72,489	18%	10%	15	4,37,997	8.61	2,26,222	2,11,774	2,11,774
581	15-02-2014	LPDC MACHINE	2,43,041	18%	10%	15	2,85,783	8.61	1,47,605	1,38,178	1,38,178
582	15-02-2014	LPDC MACHINE	2,02,534	18%	10%	15	2,38,153	8.61	1,23,004	1,15,148	1,15,148
583	15-02-2007	PLATFORM	1,29,279	50%	10%	15	1,93,555	15.61	1,81,327	12,228	19,356

K.K. Associates Valuers & Engineering Consultants Pvt. Ltd.

ANNEXURES A: PLANT AND MACHINERY |M/S. ALICON CASTALLOY LIMITED BEARING KHEWAT NO. 671, KHATA NO. 798, RECTANGLE NO. 90, MUSTIL NO. 90, KILA NO. 6/1/2/1 (2-0), 6/1/2 (5-0), 3 (8-0), 4(7-5), 3/2(1-7), 2/1(2-15), 2/2(2-17), BHORA KALAN, TEHSIL PATUDI, DISTRICT GURUGRAM, HARYANA 122413

S.no	Capitalized On	Description	Cum.acq.value	Rate of Inflation	Salvage Value	Estimated useful life	Estimated Reproduction Cost of the Asset	Life Consumed (In Years)	Depreciation (IN INR)	Depreciated Value (IN INR)	Fair Market Value (IN INR)
584	15-02-2008	PLATFORM	5,03,938	41%	10%	15	7,08,371	14.61	6,21,115	87,256	87,256
585	15-11-2013	MONORAIL	1,20,000	6%	10%	15	1,26,788	8.86	67,403	59,386	59,386
586	15-11-2013	MONORAIL	2,75,000	6%	10%	15	2,90,557	8.86	1,54,465	1,36,092	1,36,092
587	15-02-2008	D.G SET	44,03,537	58%	10%	15	69,55,931	14.61	60,99,112	8,56,818	8,56,818
588	15-08-2013	LPDC MACHINE	1,22,400	20%	10%	15	1,46,391	9.11	80,038	66,353	66,353
589	15-08-2013	LPDC MACHINE	46,000	20%	10%	15	55,016	9.11	30,080	24,937	24,937
590	15-11-2013	LPDC MACHINE	61,200	18%	10%	15	72,301	8.86	38,436	33,865	33,865
591	15-02-2008	LPDC MACHINE	80,100	45%	10%	15	1,16,496	14.61	1,02,146	14,350	14,350
592	15-05-2010	LPDC MACHINE	35,066	31%	10%	15	46,073	12.37	34,188	11,886	11,886
593	15-02-2007	LPDC MACHINE	3,06,100	54%	10%	15	4,70,526	15.61	4,40,799	29,727	47,053
594	15-08-2013	LPDC MACHINE	21,800	20%	10%	15	26,073	9.11	14,255	11,818	11,818
595	15-11-2013	LPDC MACHINE	49,210	18%	10%	15	58,136	8.86	30,906	27,230	27,230
596	15-02-2007	FO TANK	40,562	94%	10%	15	78,609	15.61	73,643	4,966	7,861
597	15-02-2007	PLATFORM	49,449	50%	10%	15	74,035	15.61	69,357	4,677	7,403
598	15-08-2006	CORE SHOOTER	14,17,700	55%	10%	15	22,01,686	16.12	21,29,182	72,505	2,20,169
599	15-08-2010	CORE SHOOTER	14,92,208	31%	10%	15	19,49,291	12.12	14,16,948	5,32,343	5,32,343
600	15-08-2010	AIR RECEIVER	62,857	41%	10%	15	88,785	12.12	64,538	24,247	24,247
601	15-08-2014	CORE SHOOTER	17,86,652	17%	10%	15	20,94,983	8.11	10,19,711	10,75,271	10,75,271
602	15-08-2014	CORE SHOOTER	18,30,778	17%	10%	15	21,46,724	8.11	10,44,896	11,01,828	11,01,828
603	15-02-2013	D.G SET	1,57,600	49%	10%	15	2,34,183	9.61	1,35,005	99,178	99,178
604	15-02-2013	D.G SET	16,43,756	49%	10%	15	24,42,508	9.61	14,08,089	10,34,419	10,34,419
605	15-05-2009	LPDC MACHINE	72,350	39%	10%	15	1,00,769	13.37	80,819	19,949	19,949
606	15-05-2009	LPDC MACHINE	99,890	39%	10%	15	1,39,127	13.37	1,11,583	27,543	27,543
607	15-08-2009	LPDC MACHINE	2,25,820	39%	10%	15	3,14,280	13.12	2,47,308	66,972	66,972
608	15-05-2010	MILLING MACHINE	29,040	68%	10%	15	48,713	12.37	36,147	12,567	12,567
609	15-11-2013	LPDC MACHINE	1,37,700	18%	10%	15	1,62,678	8.86	86,482	76,195	76,195
610	15-05-2009	LPDC MACHINE	2,20,675	39%	10%	15	3,07,356	13.37	2,46,508	60,848	60,848
611	15-05-2009	LPDC MACHINE	5,18,742	39%	10%	15	7,22,502	13.37	5,79,467	1,43,036	1,43,036
612	15-05-2009	LPDC MACHINE	3,31,015	39%	10%	15	4,61,037	13.37	3,69,764	91,273	91,273
613	15-11-2009	LPDC MACHINE	3,99,966	39%	10%	15	5,57,931	12.86	4,30,600	1,27,330	1,27,330
614	15-11-2009	LPDC MACHINE	7,06,362	39%	10%	15	9,85,336	12.86	7,60,464	2,24,873	2,24,873
615	15-08-2010	LPDC MACHINE	3,37,149	31%	10%	15	4,40,422	12.12	3,20,145	1,20,277	1,20,277
616	15-02-2008	PLATFORM	26,790	41%	10%	15	37,658	14.61	33,019	4,639	4,639
617	15-02-2008	HEAT TREATMENT FURNACE	22,400	-21%	10%	20	17,739	14.61	11,665	6,073	6,073
618	15-02-2009	HEAT TREATMENT FURNACE	8,500	-18%	10%	20	6,958	13.61	4,261	2,696	2,696
619	15-02-2009	HEAT TREATMENT FURNACE	16,200	-18%	10%	20	13,260	13.61	8,122	5,138	5,138
620	15-02-2009	HEAT TREATMENT FURNACE	28,100	-18%	10%	20	23,001	13.61	14,088	8,913	8,913
621	15-05-2007	TROLLIES	45,500	92%	10%	15	87,136	15.37	80,356	6,780	8,714
622	15-05-2007	TROLLIES	30,800	92%	10%	15	58,984	15.37	54,395	4,589	5,898
623	15-05-2007	TROLLIES	45,500	92%	10%	15	87,136	15.37	80,356	6,780	8,714
624	15-08-2007	TROLLIES	45,800	91%	10%	15	87,414	15.12	79,290	8,123	8,741
625	15-11-2007	TROLLIES	20,022	89%	10%	15	37,925	14.87	33,827	4,098	4,098
626	15-11-2014	MELTING CUM HOLDING FURNANCE	2,00,743	-19%	10%	15	1,62,075	7.86	76,437	85,638	85,638
627	15-11-2007	MELTING CUM HOLDING FURNANCE	72,816	-21%	10%	15	57,663	14.87	51,433	6,231	6,231
628	15-08-2009	MELTING CUM HOLDING FURNANCE	1,30,000	-18%	10%	15	1,06,410	13.12	83,734	22,676	22,676
629	15-02-2013	OLD ASSET	22,770	22%	10%	15	27,837	9.61	16,048	11,789	11,789
630	15-02-2013	LPDC MACHINE	95,550	20%	10%	15	1,14,824	9.61	66,195	48,629	48,629
631	15-02-2013	LPDC MACHINE	11,000	20%	10%	15	13,219	9.61	7,621	5,598	5,598
632	15-08-2006	AIR COMPRESSOR	6,50,156	32%	10%	15	8,60,647	16.12	8,32,304	28,342	86,065
633	15-11-2006	MELTING CUM HOLDING FURNANCE	72,000	2%	10%	15	73,424	15.87	69,895	3,528	7,342
634	15-11-2006	QUENCHING TANK MACHINE	63,650	55%	10%	15	98,510	15.87	93,776	4,734	9,851
635	15-02-2007	QUENCHING TANK MACHINE	3,66,500	54%	10%	15	5,63,371	15.61	5,27,778	35,593	56,337
636	15-11-2006	SAND MULER MACHINE	77,140	44%	10%	15	1,10,935	15.87	1,05,604	5,331	11,094

R.K. Associates Valuers & Techno Engineering Consultants Pvt. Ltd.

ANNEXURES A: PLANT AND MACHINERY |M/S. ALICON CASTALLOY LIMITED BEARING KHEWAT NO. 671, KHATA NO. 798, RECTANGLE NO. 90, MUSTIL NO. 90, KILA NO. 6/1/2/1 (2-0), 6/1/2 (5-0), 3 (8-0), 4(7-5), 3/2(1-7), 2/1(2-15), 2/2(2-17), BHORA KALAN, TEHSIL PATUDI, DISTRICT GURUGRAM, HARYANA 122413

S.no	Capitalized On	Description	Cum.acq.value	Rate of Inflation	Salvage Value	Estimated useful life	Estimated Reproduction Cost of the Asset	Life Consumed (In Years)	Depreciation (IN INR)	Depreciated Value (IN INR)	Fair Market Value (IN INR)
637	15-02-2007	LPDC MACHINE	8,97,000	54%	10%	15	13,78,837	15.61	12,91,725	87,112	1,37,884
638	15-11-2006	MELTING CUM HOLDING FURNANCE	32,000	2%	10%	15	32,633	15.87	31,065	1,568	3,263
639	15-05-2006	ELECTRICAL UTILITY	30,000	50%	10%	15	44,936	16.37	44,136	800	4,494
640	15-08-2006	TROLLIES	53,280	102%	10%	15	1,07,892	16.12	1,04,339	3,553	10,789
641	15-08-2006	TROLLIES	51,390	102%	10%	15	1,04,064	16.12	1,00,637	3,427	10,406
642	15-08-2006	TROLLIES	43,200	102%	10%	15	87,480	16.12	84,599	2,881	8,748
643	15-02-2008	LPDC MACHINE	8,97,000	45%	10%	15	13,04,575	14.61	11,43,880	1,60,695	1,60,695
644	15-02-2008	LPDC MACHINE	11,250	45%	10%	15	16,362	14.61	14,346	2,015	2,015
645	15-08-2009	LPDC MACHINE	85,757	39%	10%	15	1,19,350	13.12	93,917	25,433	25,433
646	15-11-2009	LPDC MACHINE	1,65,446	39%	10%	15	2,30,788	12.86	1,78,118	52,670	52,670
647	15-11-2009	LPDC MACHINE	1,65,446	39%	10%	15	2,30,788	12.86	1,78,118	52,670	52,670
648	15-11-2009	LPDC MACHINE	1,65,446	39%	10%	15	2,30,788	12.86	1,78,118	52,670	52,670
649	15-11-2009	LPDC MACHINE	1,65,446	39%	10%	15	2,30,788	12.86	1,78,118	52,670	52,670
650	15-05-2010	SKELNAR FURNANCE	65,000	-29%	10%	15	46,224	12.37	34,300	11,925	11,925
651	15-02-2011	SAND MULER MACHINE	2,80,772	20%	10%	15	3,36,435	11.61	2,34,380	1,02,055	1,02,055
652	15-08-2012	LPDC MACHINE	1,16,26,658	24%	10%	15	1,44,07,847	10.11	87,41,813	56,66,034	56,66,034
653	15-02-2013	LPDC MACHINE	7,35,000	20%	10%	15	8,83,265	9.61	5,09,196	3,74,069	3,74,069
654	15-02-2013	LPDC MACHINE	7,35,000	20%	10%	15	8,83,265	9.61	5,09,196	3,74,069	3,74,069
655	15-02-2013	LPDC MACHINE	7,61,634	20%	10%	15	9,15,271	9.61	5,27,648	3,87,624	3,87,624
656	15-02-2013	LPDC MACHINE	2,00,562	20%	10%	15	2,41,020	9.61	1,38,946	1,02,073	1,02,073
657	15-02-2013	LPDC MACHINE	2,00,562	20%	10%	15	2,41,020	9.61	1,38,946	1,02,073	1,02,073
658	15-02-2013	LPDC MACHINE	7,61,634	20%	10%	15	9,15,271	9.61	5,27,648	3,87,624	3,87,624
659	15-02-2013	LPDC MACHINE	1,40,393	20%	10%	15	1,68,713	9.61	97,262	71,451	71,451
660	15-02-2014	LPDC MACHINE	12,500	18%	10%	15	14,698	8.61	7,592	7,107	7,107
661	15-02-2014	LPDC MACHINE	16,000	18%	10%	15	18,814	8.61	9,717	9,097	9,097
662	15-02-2014	LPDC MACHINE	75,000	18%	10%	15	88,190	8.61	45,549	42,640	42,640
663	15-02-2014	LPDC MACHINE	7,50,000	18%	10%	15	8,81,899	8.61	4,55,495	4,26,404	4,26,404
664	15-02-2014	LPDC MACHINE	7,50,000	18%	10%	15	8,81,899	8.61	4,55,495	4,26,404	4,26,404
665	15-02-2014	LPDC MACHINE	24,000	18%	10%	15	28,221	8.61	14,576	13,645	13,645
666	15-02-2014	LPDC MACHINE	75,000	18%	10%	15	88,190	8.61	45,549	42,640	42,640
667	15-02-2014	LPDC MACHINE	24,000	18%	10%	15	28,221	8.61	14,576	13,645	13,645
668	15-02-2014	LPDC MACHINE	25,000	18%	10%	15	29,397	8.61	15,183	14,213	14,213
669	15-02-2014	LPDC MACHINE	1,25,000	18%	10%	15	1,46,983	8.61	75,916	71,067	71,067
670	15-05-2014	LPDC MACHINE	7,50,000	16%	10%	15	8,72,917	8.36	4,38,085	4,34,832	4,34,832
671	15-08-2013	LPDC MACHINE	1,00,281	20%	10%	15	1,19,936	9.11	65,574	54,362	54,362
672	15-08-2013	LPDC MACHINE	1,00,281	20%	10%	15	1,19,936	9.11	65,574	54,362	54,362
673	15-11-2013	LPDC MACHINE	7,50,000	18%	10%	15	8,86,043	8.86	4,71,035	4,15,008	4,15,008
674	15-05-2014	LPDC MACHINE	12,03,309	16%	10%	15	14,00,518	8.36	7,02,868	6,97,650	6,97,650
675	15-02-2009	WELDING MACHINE	55,000	10%	10%	15	60,618	13.61	49,504	11,114	11,114
676	15-08-2006	BAND SAW MACHINE	31,360	168%	10%	15	84,091	16.12	81,322	2,769	8,409
677	15-11-2006	BAND SAW MACHINE	30,160	166%	10%	15	80,091	15.87	76,242	3,849	8,009
678	15-05-2006	FORKLIFT	6,69,778	99%	10%	15	13,31,223	16.37	13,07,516	23,707	1,33,122
679	15-05-2006	FORKLIFT	82,532	99%	10%	15	1,64,037	16.37	1,61,116	2,921	16,404
680	15-11-2011	FORKLIFT	11,33,825	33%	10%	15	15,10,339	10.86	9,84,410	5,25,929	5,25,929
681	15-02-2008	HSD STORAGE TANK	43,201	81%	10%	15	78,211	14.61	68,578	9,634	9,634
682	15-02-2008	HSD STORAGE TANK	1,57,123	81%	10%	15	2,84,457	14.61	2,49,418	35,039	35,039
683	15-11-2013	HEAT TREATMENT FURNACE	40,269	-30%	10%	20	28,231	8.86	11,256	16,975	16,975
684	15-02-2009	CRANE	1,06,582	53%	10%	15	1,62,971	13.61	1,33,092	29,880	29,880
685	15-08-2008	MELTING CUM HOLDING FURNANCE	67,149	-20%	10%	15	53,670	14.12	45,453	8,217	8,217
686	15-11-2008	CHIMNEY	5,65,000	51%	10%	15	8,52,201	13.86	7,08,845	1,43,357	1,43,357
687	15-05-2013	WEIGHING MACHINE	60,660	6%	10%	15	64,298	9.36	36,127	28,172	28,172
688	15-05-2008	ELECTRICAL UTILITY	5,03,994	23%	10%	15	6,22,125	14.37	5,36,289	85,836	85,836
689	15-05-2013	LPDC MACHINE	8,73,860	19%	10%	15	10,41,177	9.36	5,84,999	4,56,178	4,56,178

R.K. Associates Valuers & Techno Engineering Consultants Pvt. Ltd.

ANNEXURES A: PLANT AND MACHINERY |M/S. ALICON CASTALLOY LIMITED BEARING KHEWAT NO. 671, KHATA NO. 798, RECTANGLE NO. 90, MUSTIL NO. 90, KILA NO. 6/1/2/1 (2-0), 6/1/2 (5-0), 3 (8-0), 4(7-5), 3/2(1-7), 2/1(2-15), 2/2(2-17), BHORA KALAN, TEHSIL PATUDI, DISTRICT GURUGRAM, HARYANA 122413

S.no	Capitalized On	Description	Cum.acq.value	Rate of Inflation	Salvage Value	Estimated useful life	Estimated Reproduction Cost of the Asset	Life Consumed (In Years)	Depreciation (IN INR)	Depreciated Value (IN INR)	Fair Market Value (IN INR)
690	15-11-2013	LPDC MACHINE	2,91,377	18%	10%	15	3,44,230	8.86	1,82,998	1,61,232	1,61,232
691	08-06-2015	LPDC HOLDING FURNACE 500KG WITH CONTROL	14,37,635	-16%	10%	20	12,14,208	7.30	3,98,793	8,15,416	8,15,416
692	29-06-2015	HOT TENSILE STRENGTH MACHINE	95,472	17%	10%	15	1,11,433	7.24	48,414	63,019	63,019
693	29-06-2015	PIPE LINE(UTILITY)	58,396	36%	10%	15	79,132	7.24	34,380	44,752	44,752
694	03-07-2015	MILLING MACHINE	2,95,000	8%	10%	15	3,19,005	7.23	1,38,387	1,80,618	1,80,618
695	31-07-2015	PIPE LINE(UTILITY)	35,910	40%	10%	15	50,453	7.15	21,655	28,798	28,798
696	31-07-2015	PIPE LINE(UTILITY)	19,688	40%	10%	15	27,661	7.15	11,872	15,789	15,789
697	31-07-2015	PIPE LINE(UTILITY)	67,813	40%	10%	15	95,276	7.15	40,893	54,383	54,383
698	31-07-2015	PIPE LINE(UTILITY)	70,684	40%	10%	15	99,309	7.15	42,624	56,685	56,685
699	27-07-2015	AUTOMATIC SAND FEEDER SYSTEM	3,06,000	14%	10%	15	3,49,040	7.16	1,50,039	1,99,001	1,99,001
700	31-07-2015	AUTOMATIC SAND FEEDER SYSTEM	34,800	14%	10%	15	39,695	7.15	17,037	22,658	22,658
701	31-07-2015	AUTOMATIC SAND FEEDER SYSTEM	24,000	14%	10%	15	27,376	7.15	11,750	15,626	15,626
702	31-07-2015	AUTOMATIC SAND FEEDER SYSTEM	30,773	14%	10%	15	35,101	7.15	15,066	20,036	20,036
703	31-07-2015	AUTOMATIC SAND FEEDER SYSTEM	64,032	14%	10%	15	73,038	7.15	31,348	41,690	41,690
704	31-07-2015	AUTOMATIC SAND FEEDER SYSTEM	40,760	14%	10%	15	46,493	7.15	19,955	26,538	26,538
705	31-07-2015	NEW AIR PRESSOR LINE	17,433	10%	10%	15	19,124	7.15	8,208	10,916	10,916
706	31-07-2015	NEW AIR PRESSOR LINE	38,704	10%	10%	15	42,459	7.15	18,224	24,235	24,235
707	31-07-2015	NEW AIR PRESSOR LINE	23,868	10%	10%	15	26,184	7.15	11,238	14,945	14,945
708	26-08-2015	WELDING MACHINE	95,795	7%	10%	15	1,02,575	7.08	43,587	58,988	58,988
709	30-09-2015	AUTOMATIC SAND FEEDER SYSTEM	1,02,000	16%	10%	15	1,18,388	6.99	49,626	68,762	68,762
710	05-11-2015	HT FURNACE	60,000	-6%	10%	20	56,691	6.89	17,571	39,120	39,120
711	26-11-2015	HT FURNACE	74,90,000	-6%	10%	20	70,76,882	6.83	21,75,123	49,01,759	49,01,759
712	30-11-2015	HT FURNACE	4,82,011	-6%	10%	20	4,55,425	6.82	1,39,753	3,15,672	3,15,672
713	22-12-2015	AIR POLLUTION CONTROL SYSTEM FOR ALU. F/C	15,14,700	15%	10%	15	17,46,769	6.76	7,08,375	10,38,394	10,38,394
714	22-12-2015	AIR POLLUTION CONTROL SYSTEM FOR ALU. F/C	2,75,200	15%	10%	15	3,17,364	6.76	1,28,702	1,88,662	1,88,662
715	28-06-2016	PROP.CONT.VALVE VEP	37,114	11%	10%	15	41,098	6.24	15,390	25,708	25,708
716	30-06-2016	WHEEL FOR HT FURNACE-CHAIN	66,351	-6%	10%	20	62,616	6.24	17,570	45,046	45,046
717	09-07-2016	AIR PROPOTIONAL VALVE	5,32,848	11%	10%	15	5,91,160	6.21	2,20,300	3,70,860	3,70,860
718	17-07-2016	MAZAK HMC FIXTURE TATA ACE CYLINDER HEAD OP 10&20	6,78,550	20%	10%	15	8,11,104	6.19	3,01,197	5,09,907	5,09,907
719	17-07-2016	TATA ACE CH OP 30 HMC FIXTURE 129-1899	4,62,050	20%	10%	15	5,52,311	6.19	2,05,097	3,47,214	3,47,214
720	19-07-2016	GRAPHITE HMI 7" REDLINE WITH CIMM.CABLE 110-0246	5,10,962	13%	10%	15	5,75,068	6.18	2,13,358	3,61,710	3,61,710
721	23-07-2016	THYRISTOR POWER CONTROLLER TPR-3000 - 105-1917	6,17,365	12%	10%	15	6,91,427	6.17	2,56,074	4,35,353	4,35,353
722	23-07-2016	PRESSURE TRANSMITTER-MBS3000, DANFOSS 102-3230	32,040	11%	10%	15	35,702	6.17	13,222	22,479	22,479
723	13-08-2016	COVEYOR MESS	3,67,078	-1%	10%	15	3,64,772	6.12	1,33,836	2,30,935	2,30,935
724	08-09-2016	LADDLE	2,58,659	23%	10%	15	3,18,853	6.04	1,15,626	2,03,228	2,03,228
725	03-10-2016	DRILL MACHINE	23,500	17%	10%	15	27,424	5.98	9,832	17,592	17,592
726	11-07-2016	AUTOMATIC SAND FEEDER	3,62,560	17%	10%	15	4,22,762	6.21	1,57,407	2,65,356	2,65,356
727	09-11-2016	AIR PROPOTIONAL VALVE	2,66,424	9%	10%	15	2,90,914	5.87	1,02,529	1,88,385	1,88,385
728	27-11-2016	GRAPHITE HMI 7" REDLINE WITH CIMM.CABLE	1,63,623	14%	10%	15	1,86,910	5.82	65,321	1,21,589	1,21,589
729	13-12-2016	PENDANT FOR HMI (SCHEIDER)	9,453	14%	10%	15	10,758	5.78	3,731	7,027	7,027
730	26-12-2016	HORIZONTAL BANDSAW MACHINE	1,56,744	20%	10%	15	1,87,653	5.75	64,686	1,22,967	1,22,967
731	02-01-2017	MICRO TIG WELDING MACHINE	3,16,200	14%	10%	15	3,61,615	5.73	1,24,237	2,37,378	2,37,378
732	09-01-2017	PISTON TYPE ACCUMULATOR	18,510	14%	10%	15	21,146	5.71	7,241	13,905	13,905
733	09-01-2017	PISTON TYPE ACCUMULATOR	2,62,768	14%	10%	15	3,00,187	5.71	1,02,787	1,97,400	1,97,400
734	30-01-2017	PLC S7 CPU 1M151-8, SIEMENS	1,22,700	15%	10%	15	1,41,088	5.65	47,823	93,265	93,265

R.K. Associates Valuers & Engineering Consultants Pvt. Ltd.

ANNEXURES A: PLANT AND MACHINERY |M/S. ALICON CASTALLOY LIMITED BEARING KHEWAT NO. 671, KHATA NO. 798, RECTANGLE NO. 90, MUSTIL NO. 90, KILA NO. 6/1/2/1 (2-0), 6/1/2 (5-0), 3 (8-0), 4(7-5), 3/2(1-7), 2/1(2-15), 2/2(2-17), BHORA KALAN, TEHSIL PATUDI, DISTRICT GURUGRAM, HARYANA 122413

S.no	Capitalized On	Description	Cum.acq.value	Rate of Inflation	Salvage Value	Estimated useful life	Estimated Reproduction Cost of the Asset	Life Consumed (In Years)	Depreciation (IN INR)	Depreciated Value (IN INR)	Fair Market Value (IN INR)
735	09-02-2017	PISTON TYPE ACCUMULATOR	1,70,615	15%	10%	15	1,96,153	5.62	66,165	1,29,988	1,29,988
736	31-03-2017	LEAK TEST MACHINE KTM CYL	10,02,500	9%	10%	15	10,93,373	5.48	3,59,824	7,33,548	7,33,548
737	31-03-2017	LEAK TEST MACHINE KTM CYL	35,750	9%	10%	15	38,991	5.48	12,832	26,159	26,159
738	31-03-2017	DECORING MACHINE KTM	3,83,500	16%	10%	15	4,45,115	5.48	1,46,486	2,98,629	2,98,629
739	12-03-2017	AIR PROPOTIONAL VALVE	11,98,908	9%	10%	15	13,11,550	5.54	4,35,722	8,75,828	8,75,828
740	09-04-2016	HYD.VALVE DSG-03-3C2-A120-N50	37,17,384	11%	10%	15	41,20,305	6.46	15,97,098	25,23,207	25,23,207
741	18-04-2017	MPG FOR HMI 129-1916	38,344	14%	10%	15	43,801	5.44	14,285	29,516	29,516
742	18-04-2017	PLC S7 CPU 1M151-8, SIEMENS 105-2984	4,09,000	14%	10%	15	4,67,210	5.44	1,52,374	3,14,835	3,14,835
743	20-04-2017	CABLE TRAY 300 MM WITH COVER 105-2858	44,188	29%	10%	15	57,151	5.43	18,620	38,531	38,531
744	30-04-2017	DIA125 PCD MILLING CUTTER BURR R590-125Q40A-11M	1,40,000	18%	10%	15	1,65,455	5.40	53,634	1,11,820	1,11,820
745	30-04-2017	SPOT FACE END MILL X 15 X FL30 114-1959	12,000	18%	10%	15	14,182	5.40	4,597	9,585	9,585
746	30-04-2017	INSERT S R590-1150H-PS5-125, 114-1966	1,70,000	26%	10%	15	2,13,948	5.40	69,354	1,44,594	1,44,594
747	15-06-2017	MOLD DOCTOR-III ACCESSORIES TOOLS & ELECTRODES	8,93,723	34%	10%	15	11,94,471	5.28	3,78,173	8,16,298	8,16,298
748	20-06-2017	S.S SLAT BELT CONVEYOR 120-2004	2,75,400	4%	10%	15	2,85,946	5.26	90,296	1,95,650	1,95,650
749	29-06-2017	PROBE VIDEOSCOPE 4.5MM 120-1996	1,37,184	6%	10%	15	1,45,549	5.24	45,746	99,803	99,803
750	01-07-2017	LEAKTEST M/CFOR MDI CAMBO	5,87,200	7%	10%	15	6,25,941	5.23	1,96,528	4,29,413	4,29,413
751	01-07-2017	INSERT FITMENT M/C JCAF 2	4,94,000	21%	10%	15	6,00,062	5.23	1,88,403	4,11,659	4,11,659
752	01-07-2017	WASHING MACHINE FOR KTM CYL.HEAD	9,68,500	16%	10%	15	11,28,271	5.23	3,54,246	7,74,025	7,74,025
753	01-07-2017	INERT FITMENT MACHINE FOR KTM	3,48,500	21%	10%	15	4,23,323	5.23	1,32,912	2,90,411	2,90,411
754	01-07-2017	CORE BAKING OVEN	12,24,000	-1%	10%	15	12,17,818	5.23	3,82,362	8,35,457	8,35,457
755	01-07-2017	PRESSURE TRANSMITTER-MBS3000, DANFOSS 102-3230	1,73,471	7%	10%	15	1,84,916	5.23	58,059	1,26,857	1,26,857
756	01-07-2017	DECORING MACHINE 120-1595	26,24,811	16%	10%	15	30,57,819	5.23	9,60,072	20,97,748	20,97,748
757	01-07-2017	200565 HEAT TREATMENT 120-1593	8,68,818	16%	10%	15	10,12,145	5.23	3,17,786	6,94,359	6,94,359
758	01-07-2017	204485 CORE SHOOTER 120-1590	5,00,000	16%	10%	15	5,82,484	5.23	1,82,884	3,99,600	3,99,600
759	01-07-2017	211596 BATTERY OPERATED STACKER-120-1582	7,62,925	16%	10%	15	8,86,106	5.23	2,78,213	6,07,893	6,07,893
760	01-07-2017	PLC S7 CPU 1M151-8, SIEMENS 105-2984	34,00,750	15%	10%	15	39,03,024	5.23	12,25,443	26,77,582	26,77,582
761	01-07-2017	GRAPHITE HMI 7'' REDLINE WITH CIMM.CABLE 110-0246	22,37,775	15%	10%	15	25,68,284	5.23	8,06,371	17,61,913	17,61,913
762	01-07-2017	AIR PROPOTIONAL VALVE 113-0455	27,00,837	8%	10%	15	29,27,359	5.23	9,19,110	20,08,248	20,08,248
763	01-07-2017	204484 GATE CUTTING 120-1597	3,05,020	21%	10%	15	3,69,984	5.23	1,16,165	2,53,819	2,53,819
764	01-07-2017	205164 GATE CUTTING 120-1598	5,35,962	21%	10%	15	6,50,112	5.23	2,04,117	4,45,995	4,45,995
765	01-07-2017	WIRED SKELTON GLASS FOR PANEL 120-2005	4,17,947	34%	10%	15	5,59,417	5.23	1,75,642	3,83,775	3,83,775
766	01-07-2017	MPG FOR HMI 129-1916	4,37,375	15%	10%	15	5,01,973	5.23	1,57,606	3,44,367	3,44,367
767	01-07-2017	209723 LADDLE PRE-HEATER-120-1608	4,95,541	22%	10%	15	6,04,971	5.23	1,89,944	4,15,027	4,15,027
768	01-07-2017	REPAIR METAL TRANSFER LADLE 500KG CAPACITYTY	1,34,400	12%	10%	15	1,50,227	5.23	47,167	1,03,060	1,03,060
769	01-07-2017	315823 COATING THICKNESS GAUGE-120-1580	2,71,366	7%	10%	15	2,89,270	5.23	90,823	1,98,447	1,98,447
770	01-07-2017	CONCRETE PIT & WALL CIVIL WORK FOR KTM HT-FURNACE	4,50,000	-1%	10%	20	4,47,727	5.23	1,05,431	3,42,297	3,42,297
771	01-07-2017	MS CHANNEL-100MMX50MMX5MM	44,238	75%	10%	15	77,247	5.23	24,253	52,994	52,994
772	01-07-2017	MS ANGLE-40 X 40 X 5 MM	3,81,890	75%	10%	15	6,66,845	5.23	2,09,371	4,57,474	4,57,474
773	01-07-2017	204760 COATING THICKNESS-120-1579	2,050	7%	10%	15	2,185	5.23	686	1,499	1,499
774	01-07-2017	203773 GATE CUTTING-120-1601	1,650	21%	10%	15	2,001	5.23	628	1,373	1,373
775	01-07-2017	204724 CHUTE FOR-120-1599	6,512	75%	10%	15	11,371	5.23	3,570	7,801	7,801
776	01-07-2017	207564 ELECTRONIC WEIGHING MACHINE-120-1606	14,534	7%	10%	15	15,493	5.23	4,864	10,629	10,629
777	01-07-2017	205004 BOOST CHARGER-120-1583	38,581	3%	10%	15	39,830	5.23	12,505	27,325	27,325

R.K. Associates Valuers & Techno Engineering Consultants Pvt. Ltd.

ANNEXURES A: PLANT AND MACHINERY |M/S. ALICON CASTALLOY LIMITED BEARING KHEWAT NO. 671, KHATA NO. 798, RECTANGLE NO. 90, MUSTIL NO. 90, KILA NO. 6/1/2/1 (2-0), 6/1/2 (5-0), 3 (8-0), 4(7-5), 3/2(1-7), 2/1(2-15), 2/2(2-17), BHORA KALAN, TEHSIL PATUDI, DISTRICT GURUGRAM, HARYANA 122413

S.no	Capitalized On	Description	Cum.acq.value	Rate of Inflation	Salvage Value	Estimated useful life	Estimated Reproduction Cost of the Asset	Life Consumed (In Years)	Depreciation (IN INR)	Depreciated Value (IN INR)	Fair Market Value (IN INR)
778	01-07-2017	MACHINE SHIFTING CHARGES FROM HMSI-102-4178	26,50,000	16%	10%	15	30,87,164	5.23	9,69,285	21,17,879	21,17,879
779	01-07-2017	CABLE - QBT - C - 6 113-0456	62,806	43%	10%	15	90,026	5.23	28,266	61,760	61,760
780	01-07-2017	BRACKET R000B-R000C, BKT-07 113-0457	58,266	6%	10%	15	61,990	5.23	19,463	42,527	42,527
781	01-07-2017	SCOTT SIGMA ACSM SCBA SET ,105-3520	65,280	12%	10%	15	73,434	5.23	23,056	50,377	50,377
782	01-07-2017	VENUS NEO 34 WATT2X2,HAVELLS,105-3521	79,092	5%	10%	15	82,777	5.23	25,990	56,787	56,787
783	01-07-2017	206843 SHOT BLASTING 120-1586	2,60,844	16%	10%	15	3,03,875	5.23	95,408	2,08,466	2,08,466
784	01-07-2017	202811 (RATS) 120-1584	9,176	31%	10%	15	12,022	5.23	3,774	8,247	8,247
785	01-07-2017	202182 MOULD PRE-HEATING FURNACE-120-1578	41,511	-1%	10%	20	41,301	5.23	9,726	31,576	31,576
786	01-07-2017	202647 DIE CHANGER-120-1619	1,43,324	17%	10%	15	1,67,886	5.23	52,712	1,15,175	1,15,175
787	01-07-2017	304916 SLUDGE TROLLEY 120-1621	467	12%	10%	15	522	5.23	164	358	358
788	01-07-2017	202179 BATCH TYPE M 120-1616	3,42,298	46%	10%	15	5,01,422	5.23	1,57,433	3,43,989	3,43,989
789	01-07-2017	204410 FETTLING TABLE-120-1609	3,346	21%	10%	15	4,064	5.23	1,276	2,788	2,788
790	01-07-2017	204336 TIG WELDING MACHINE-120-1622	67,409	13%	10%	15	76,267	5.23	23,946	52,321	52,321
791	01-07-2017	202629 LPDC MACHINE-1-120-1574	98,45,242	16%	10%	15	1,14,69,388	5.23	36,01,073	78,68,314	78,68,314
792	01-07-2017	304842 CORE CARRING-120-1614	6,617	16%	10%	15	7,709	5.23	2,420	5,288	5,288
793	01-07-2017	202210 HYD. SCISSOR 120-1575	42,128	14%	10%	15	47,924	5.23	15,047	32,877	32,877
794	01-07-2017	305235 WASTE SAND TROLLEY-120-1649	7,793	12%	10%	15	8,711	5.23	2,735	5,976	5,976
795	01-07-2017	207980 ARC WELDING MACHINE-120-1623	11,637	13%	10%	15	13,166	5.23	4,134	9,032	9,032
796	01-07-2017	206596 METAL TREATMENT 120-1625	5,18,122	16%	10%	15	6,03,595	5.23	1,89,512	4,14,083	4,14,083
797	01-07-2017	208931 FUME EXHAUST-120-1610	13,54,149	16%	10%	15	15,77,540	5.23	4,95,304	10,82,235	10,82,235
798	01-07-2017	204409 CASTING KEEPING-120-1620	3,107	27%	10%	15	3,936	5.23	1,236	2,700	2,700
799	01-07-2017	204720 PILLER MOUNT-120-1650	1,07,246	7%	10%	15	1,14,322	5.23	35,894	78,428	78,428
800	01-07-2017	307465 DIE LOADER-120-1645	3,278	12%	10%	15	3,664	5.23	1,150	2,514	2,514
801	01-07-2017	NON MOTORISED ROLLER CONVEYOR-L3000XW300XH800MM	1,04,200	26%	10%	15	1,31,812	5.23	41,385	90,427	90,427
802	25-12-2017	RADIOCOPIC INSPECTIN SYSTEM X-CUBE	1,58,88,684	4%	10%	15	1,65,77,585	4.75	47,22,568	1,18,55,017	1,18,55,017
803	01-09-2017	CONTROL PANEL FOR LPDC PLC	37,500	16%	10%	15	43,613	5.06	13,249	30,364	30,364
804	01-09-2017	CONTROL PANEL FOR LPDC PLC	75,000	16%	10%	15	87,226	5.06	26,498	60,728	60,728
805	01-03-2018	Endoscopy Set	31,000	4%	10%	15	32,137	4.57	8,806	23,330	23,330
806	01-03-2018	Ultra isolation transformer Dry Type (40KVA) with	1,20,000	21%	10%	15	1,44,975	4.57	39,727	1,05,248	1,05,248
807	01-03-2018	KTM 635 bottom	1,80,000	17%	10%	15	2,10,848	4.57	57,778	1,53,070	1,53,070
808	01-03-2018	Rotary screw Compressor 1	8,89,000	7%	10%	15	9,54,762	4.57	2,61,631	6,93,131	6,93,131
809	01-03-2018	Rotary screw Compressor 2	8,63,000	7%	10%	15	9,26,838	4.57	2,53,979	6,72,859	6,72,859
810	01-03-2018	Tools & cutter CapitalisationPlant- 7 LPDC	6,12,144	25%	10%	15	7,63,508	4.57	2,09,222	5,54,286	5,54,286
811	01-03-2018	Tools & cutter CapitalisationBinola Common	9,69,856	25%	10%	15	12,09,671	4.57	3,31,483	8,78,188	8,78,188
812	01-03-2018	SS SLAT TYPE CASTING MOVEMENT CONVEYOR LINE-02	3,10,402	8%	10%	15	3,36,653	4.57	92,252	2,44,401	2,44,401
813	01-03-2018	CONTROL PANEL FOR LPDC PLC	2,62,500	16%	10%	15	3,04,420	4.57	83,419	2,21,001	2,21,001
814	01-03-2018	Slat Converyors 2 Nos (Line 3)	3,15,978	8%	10%	15	3,42,701	4.57	93,909	2,48,792	2,48,792
815	01-03-2018	Hydraulic Cylinder - 10 Numbers	2,89,710	9%	10%	15	3,16,141	4.57	86,631	2,29,509	2,29,509
816	01-03-2018	Air condition & air curtain	91,000	5%	10%	15	95,785	4.57	26,248	69,538	69,538
817	09-03-2018	Monorail hoist capacity 2 MT	1,35,000	10%	10%	15	1,47,900	4.55	40,334	1,07,566	1,07,566
818	01-03-2018	Capitalization of Machine & Spares	49,300	39%	10%	15	68,338	4.57	18,726	49,611	49,611
819	01-03-2018	Flair make E40 model camera	3,22,000	6%	10%	15	3,40,633	4.57	93,343	2,47,290	2,47,290
820	15-03-2018	UPS(Plant emergency light) under new project	2,83,722	6%	10%	15	3,00,837	4.53	81,745	2,19,092	2,19,092
821	26-03-2018	Digital pressurization system Material	7,74,583	14%	10%	15	8,85,943	4.50	2,39,132	6,46,811	6,46,811
822	01-03-2018	Ferrule printing machine	48,140	11%	10%	15	53,613	4.57	14,692	38,922	38,922

R.K. Associates Valuers & Engineering Consultants Pvt. Ltd.

ANNEXURES A: PLANT AND MACHINERY |M/S. ALICON CASTALLOY LIMITED BEARING KHEWAT NO. 671, KHATA NO. 798, RECTANGLE NO. 90, MUSTIL NO. 90, KILA NO. 6/1/2/1 (2-0), 6/1/2 (5-0), 3 (8-0), 4(7-5), 3/2(1-7), 2/1(2-15), 2/2(2-17), BHORA KALAN, TEHSIL PATUDI, DISTRICT GURUGRAM, HARYANA 122413

S.no	Capitalized On	Description	Cum.acq.value	Rate of Inflation	Salvage Value	Estimated useful life	Estimated Reproduction Cost of the Asset	Life Consumed (In Years)	Depreciation (IN INR)	Depreciated Value (IN INR)	Fair Market Value (IN INR)
823	01-03-2018	Core shooter hydraulic cylinder	1,29,750	9%	10%	15	1,41,587	4.57	38,799	1,02,788	1,02,788
824	31-03-2018	Band saw machine	1,77,500	24%	10%	15	2,19,535	4.48	59,076	1,60,459	1,60,459
825	31-03-2018	LPDC holding furnace thyristor drive	3,03,500	12%	10%	20	3,40,585	4.48	68,738	2,71,848	2,71,848
826	31-03-2018	Metal Transfer Laddle	3,10,000	18%	10%	15	3,64,401	4.48	98,059	2,66,342	2,66,342
827	31-03-2018	Accumulator (3 Nos)	3,10,050	8%	10%	15	3,34,613	4.48	90,043	2,44,570	2,44,570
828	30-06-2018	Forklift capacity of 3T-TOYATA	10,90,000	16%	10%	15	12,60,219	4.24	3,20,268	9,39,951	9,39,951
829	01-06-2018	LPDC HOLDING FURNACE	7,00,000	-1%	10%	20	6,95,586	4.32	1,35,068	5,60,519	5,60,519
830	01-06-2018	LPDC HOLDING FURNACE	7,00,000	-1%	10%	20	6,95,586	4.32	1,35,068	5,60,519	5,60,519
831	30-06-2018	Leak testing machine	8,08,669	4%	10%	15	8,37,550	4.24	2,12,852	6,24,698	6,24,698
832	30-06-2018	New KTM 617 LH , RH WASHING MACHINE	13,68,454	14%	10%	15	15,56,694	4.24	3,95,613	11,61,080	11,61,080
833	30-06-2018	Machining Fixing KTM CH LH with Tooling	1,40,000	21%	10%	15	1,69,730	4.24	43,135	1,26,595	1,26,595
834	01-06-2018	AABM –BFT machining fixture	1,50,000	17%	10%	15	1,75,068	4.32	45,326	1,29,742	1,29,742
835	30-06-2018	AABM –BFT machining fixture	1,50,000	17%	10%	15	1,75,068	4.24	44,491	1,30,577	1,30,577
836	30-06-2018	Endoscopy (Videoscope) with 2.0 mm	5,00,000	4%	10%	15	5,17,857	4.24	1,31,607	3,86,250	3,86,250
837	01-06-2018	TOOLES CUTTER CAPITALIZATION PLANT- 7 LPDC	3,59,244	21%	10%	15	4,35,531	4.32	1,12,761	3,22,770	3,22,770
838	05-10-2018	Machining Fixing KTM CH RH with Tooling	1,45,000	17%	10%	15	1,69,099	3.97	40,278	1,28,821	1,28,821
839	30-09-2018	gluing fixture of KTM 617 cylinder head	61,455	17%	10%	15	71,921	3.98	17,190	54,731	54,731
840	30-09-2018	MACHINING FIXTURE ABWA BFT NEW MODEL	1,15,000	17%	10%	15	1,34,586	3.98	32,168	1,02,418	1,02,418
841	30-09-2018	3rd and 4th Machining fixture of AABM- BFT	1,50,000	17%	10%	15	1,75,546	3.98	41,958	1,33,588	1,33,588
842	30-09-2018	Shell core shooter m/c model 1824VTBDS	20,15,000	13%	10%	15	22,69,583	3.98	5,42,462	17,27,122	17,27,122
843	30-09-2018	Electric Chain Hoist Capacity 1Ton and Colmn ISMC	73,000	9%	10%	15	79,449	3.98	18,989	60,460	60,460
844	30-09-2018	LPDC FURNACE TOP PLATE	3,10,000	2%	10%	20	3,15,200	3.98	56,503	2,58,697	2,58,697
845	30-09-2018	Air Receiver Tank	3,12,000	26%	10%	15	3,92,970	3.98	93,925	2,99,045	2,99,045
846	30-09-2018	Roamer ARM 7525S1-RS3 3 D Scanner of Hexagon Por	33,55,750	0%	10%	15	33,55,750	3.98	8,02,070	25,53,680	25,53,680
847	30-09-2018	3D LASER SCANNER	1,33,759	0%	10%	15	1,33,759	3.98	31,970	1,01,789	1,01,789
848	30-09-2018	Endoscopy Set	1,95,650	4%	10%	15	2,03,757	3.98	48,701	1,55,056	1,55,056
849	30-09-2018	DIGITAL PRESSURE GUAGE DIGO PRO TX-430	4,72,100	4%	10%	15	4,91,662	3.98	1,17,514	3,74,148	3,74,148
850	30-09-2018	HYD CYL BORE, STROKE & SPARES	5,94,340	10%	10%	15	6,50,868	3.98	1,55,566	4,95,302	4,95,302
851	30-09-2018	LPDC PLC PANEL , HMI & SPARES	5,53,530	16%	10%	15	6,42,538	3.98	1,53,575	4,88,962	4,88,962
852	30-09-2018	AIR PROPORTIONAL VALVE & SPARES	6,09,252	8%	10%	15	6,60,351	3.98	1,57,833	5,02,518	5,02,518
853	30-09-2018	SIDE CYL BRACKET & DC Valve Yuken	9,40,281	8%	10%	15	10,19,143	3.98	2,43,589	7,75,554	7,75,554
854	30-09-2018	BRICKS ALLUMINIUM, DC Valve Yuken & Spares	3,33,450	8%	10%	15	3,61,417	3.98	86,384	2,75,033	2,75,033
855	15-01-2019	Shell core shooter Model 2424	19,90,000	12%	10%	15	22,37,415	3.69	4,95,419	17,41,996	17,41,996
856	31-12-2018	Transformer 2500 KVA	31,57,563	16%	10%	15	36,65,854	3.73	8,20,749	28,45,104	28,45,104
857	31-12-2018	Compressed air receiver tank 2M3(2000LTRS) 9 nos	4,68,000	27%	10%	15	5,95,937	3.73	1,33,425	4,62,513	4,62,513
858	31-12-2018	Goods Lift electronic capacity 1000 Kg	7,50,000	7%	10%	15	8,01,199	3.73	1,79,381	6,21,818	6,21,818
859	31-12-2018	Air Stack for DG Set	5,26,215	16%	10%	15	6,08,159	3.73	1,36,161	4,71,998	4,71,998
860	31-12-2018	Weighing Bridge 60 MT Capacity	11,38,000	7%	10%	15	12,21,137	3.73	2,73,401	9,47,736	9,47,736
861	31-12-2018	Weighing Bridge 60 MT Capacity	55,000	7%	10%	15	59,018	3.73	13,214	45,804	45,804
862	31-12-2018	Die Cooling Panel 16 Channel 8 water +8 channel wi	5,35,000	15%	10%	15	6,15,174	3.73	1,37,732	4,77,443	4,77,443
863	20-03-2019	OIL SEPARATOR CARTRIDGE 6.3571.0	23,163	11%	10%	15	25,690	3.52	5,418	20,272	20,272
864	20-03-2019	PHOTO SENSOR DIA 29.5 MM PNP NO 24 V DC	5,500	4%	10%	15	5,738	3.52	1,210	4,528	4,528
865	20-03-2019	Contactor MNX110,230VAC	7,374	15%	10%	15	8,479	3.52	1,788	6,690	6,690

R.K. Associates Valuers & Techno Engineering Consultants Pvt. Ltd.

ANNEXURES A: PLANT AND MACHINERY |M/S. ALICON CASTALLOY LIMITED BEARING KHEWAT NO. 671, KHATA NO. 798, RECTANGLE NO. 90, MUSTIL NO. 90, KILA NO. 6/1/2/1 (2-0), 6/1/2 (5-0), 3 (8-0), 4(7-5), 3/2(1-7), 2/1(2-15), 2/2(2-17), BHORA KALAN, TEHSIL PATUDI, DISTRICT GURUGRAM, HARYANA 122413

S.no	Capitalized On	Description	Cum.acq.value	Rate of Inflation	Salvage Value	Estimated useful life	Estimated Reproduction Cost of the Asset	Life Consumed (In Years)	Depreciation (IN INR)	Depreciated Value (IN INR)	Fair Market Value (IN INR)
866	20-03-2019	PNE. CYL. BORE 75 MM X STROKE 600 MM	7,720	22%	10%	15	9,405	3.52	1,984	7,421	7,421
867	20-03-2019	PORTABLE WELDING MACHINE SINGLE PHASE	7,920	11%	10%	15	8,755	3.52	1,846	6,909	6,909
868	20-03-2019	DRILL Ø16.5x120FLx210OALxSHØ17	7,944	22%	10%	15	9,677	3.52	2,041	7,636	7,636
869	20-03-2019	CHAIN WITH HOOK FOR LIFTING	8,500	7%	10%	15	9,072	3.52	1,913	7,159	7,159
870	20-03-2019	EPH DSO 5/3 WAY DOUBLE SOL. VALVE 1/2"	10,101	8%	10%	15	10,868	3.52	2,292	8,576	8,576
871	20-03-2019	BLOW VALVE T TYPE 50MM	10,547	8%	10%	15	11,348	3.52	2,393	8,955	8,955
872	20-03-2019	GEAR BOX AS 25 D P P71 , MOUNT-B3	11,273	14%	10%	15	12,846	3.52	2,709	10,137	10,137
873	20-03-2019	AIR FILTER CARTRIDGE 6.4149.OW	14,617	7%	10%	15	15,628	3.52	3,296	12,332	12,332
874	20-03-2019	CONTACTOR 3TF52 230V AC	14,794	15%	10%	15	17,011	3.52	3,588	13,423	13,423
875	25-03-2019	PNEU ROTARY ACTUATOR MODEL ARA58-D 25MM	15,787	4%	10%	15	16,472	3.50	3,460	13,011	13,011
876	25-03-2019	PUMP MODEL KOS 550 5 HP 2900 RPM	16,800	8%	10%	15	18,133	3.50	3,809	14,323	14,323
877	25-03-2019	GUN METAL BUSH OD-65MM,ID-25MM, L-300MM	20,700	32%	10%	15	27,396	3.50	5,755	21,641	21,641
878	25-03-2019	TIE BAR 50MM DIA, EN-8, HARD CHROME 129-	80,447	21%	10%	15	96,974	3.50	20,373	76,602	76,602
879	25-03-2019	SUB STOCK HEATIN BURNER FOR K-10	31,950	1%	10%	15	32,402	3.50	6,807	25,595	25,595
880	25-03-2019	CI STALK PLATE 670X520X30 MM , FINISHED	32,048	21%	10%	15	38,632	3.50	8,116	30,516	30,516
881	25-03-2019	DIE HEATING BURNER UNIT FOR k-10	45,000	1%	10%	15	45,637	3.50	9,588	36,050	36,050
882	25-03-2019	END MILL SCØ16x50x100 PS	63,572	22%	10%	15	77,446	3.50	16,270	61,176	61,176
883	25-03-2019	QUENCH TANK WATER HEATER 6KW	83,790	5%	10%	15	87,816	3.50	18,449	69,368	69,368
884	25-03-2019	HYD CYL BORE Ø100MM STROKE 350MM	99,558	22%	10%	15	1,21,285	3.50	25,480	95,806	95,806
885	25-03-2019	HEATING ELEMENT STRIP TYPE 8KW	1,17,164	1%	10%	15	1,18,822	3.50	24,962	93,860	93,860
886	25-03-2019	Torque Wrench	1,20,000	12%	10%	15	1,34,985	3.50	28,358	1,06,627	1,06,627
887	25-03-2019	BATTERY 12V 160 AH	10,000	14%	10%	15	11,416	3.50	2,398	9,018	9,018
888	25-03-2019	SIDE CYLINDER BRACKET	31,000	-10%	10%	15	27,962	3.50	5,874	22,087	22,087
889	25-03-2019	MAGNETIC DRILL MACHINE BIT SIZE 25-35 MM	42,504	10%	10%	15	46,881	3.50	9,849	37,033	37,033
890	25-03-2019	2nd Machining fixture of ABWA BFT	1,50,000	21%	10%	15	1,80,816	3.50	37,986	1,42,830	1,42,830
891	25-03-2019	2nd Machining fixture of KTM 635	3,50,000	21%	10%	15	4,21,904	3.50	88,635	3,33,270	3,33,270
892	25-03-2019	New weighing scale and 2 CCTV Camera	72,000	4%	10%	15	75,122	3.50	15,782	59,340	59,340
893	25-03-2019	MOTOR 3 PHASE 5HP 1440 RPM	1,42,800	21%	10%	15	1,72,299	3.50	36,197	1,36,102	1,36,102
894	25-03-2019	Electric Chain Hoist Capacity 1Ton and Colmn ISMC	1,87,000	7%	10%	15	1,99,582	3.50	41,929	1,57,653	1,57,653
895	25-03-2019	Refrigerated air dryer & Rotary screw Compressor	3,64,300	8%	10%	15	3,91,964	3.50	82,345	3,09,619	3,09,619
896	25-03-2019	Install automatic water sprinkler system	3,75,868	11%	10%	15	4,16,882	3.50	87,579	3,29,302	3,29,302
897	20-03-2019	SCADA SYSTEM WITH SOFTWARE & HARDWARE DEVELOPMENT	16,02,240	15%	10%	15	18,42,349	3.52	3,88,559	14,53,790	14,53,790
898	25-03-2019	Core shooter machine	24,90,000	12%	10%	15	27,87,115	3.50	5,85,523	22,01,592	22,01,592
899	25-03-2019	Air water & cable tray bridge work fabrication	38,32,847	31%	10%	15	50,18,971	3.50	10,54,396	39,64,574	39,64,574
900	25-03-2019	LPDC structure 02 nos Hydrotech Make	41,32,000	12%	10%	15	46,25,044	3.50	9,71,639	36,53,404	36,53,404
901	25-03-2019	KTM LINE DEVELOPMENT COST	2,38,44,586	12%	10%	15	2,66,89,800	3.50	56,07,052	2,10,82,748	2,10,82,748
902	25-03-2019	KTM LINE DEVELOPMENT COST	29,799	12%	10%	15	33,355	3.50	7,007	26,347	26,347
903	28-02-2019	POWER PACK OF LPDC MACHINE	5,25,000	9%	10%	15	5,74,423	3.57	1,23,037	4,51,386	4,51,386
904	05-06-2018	HEATLESS TYPE AIR DRYER MOEDL HD007-NS	1,75,000	9%	10%	15	1,91,263	4.30	49,393	1,41,870	1,41,870
905	21-09-2019	CONTACTOR 3TF52 230V AC	23,492	12%	10%	15	26,294	3.01	4,746	21,548	21,548
906	21-09-2019	PENDANT BOX 8 STATION	22,763	12%	10%	15	25,477	3.01	4,598	20,879	20,879
907	21-09-2019	CARTRIDGE KIT PVR-150 LPM-90	24,275	5%	10%	15	25,550	3.01	4,612	20,938	20,938
908	21-09-2019	WATER METER 1 1/2"	13,700	10%	10%	15	15,126	3.01	2,730	12,396	12,396

R.K. Associates Valuers Techno Engineering Consultants Pvt. Ltd.

ANNEXURES A: PLANT AND MACHINERY |M/S. ALICON CASTALLOY LIMITED BEARING KHEWAT NO. 671, KHATA NO. 798, RECTANGLE NO. 90, MUSTIL NO. 90, KILA NO. 6/1/2/1 (2-0), 6/1/2 (5-0), 3 (8-0), 4(7-5), 3/2(1-7), 2/1(2-15), 2/2(2-17), BHORA KALAN, TEHSIL PATUDI, DISTRICT GURUGRAM, HARYANA 122413

S.no	Capitalized On	Description	Cum.acq.value	Rate of Inflation	Salvage Value	Estimated useful life	Estimated Reproduction Cost of the Asset	Life Consumed (In Years)	Depreciation (IN INR)	Depreciated Value (IN INR)	Fair Market Value (IN INR)
909	21-09-2019	OIL SEPARATOR CARTRIDGE 6.3571.0	23,972	5%	10%	15	25,231	3.01	4,554	20,677	20,677
910	21-09-2019	PLUMMER BLOCK BEARING S-516	19,259	14%	10%	15	21,948	3.01	3,961	17,986	17,986
911	21-09-2019	HYD.CYL BORE100x STROKE640MM	30,240	28%	10%	15	38,560	3.01	6,960	31,600	31,600
912	21-09-2019	CONTROLLER SENSOR SET EG-547&SH305	77,610	0%	10%	15	77,747	3.01	14,033	63,715	63,715
913	21-09-2019	CYCLO DRIVE MAGZIN	1,09,982	18%	10%	15	1,29,302	3.01	23,338	1,05,964	1,05,964
914	21-09-2019	DISC SPRING 25x12.2x1.5 MM 150 NOS	34,889	17%	10%	15	40,704	3.01	7,347	33,357	33,357
915	21-09-2019	CLAMPING UNIT-HSK A50,Z335Z-0001-02	43,617	19%	10%	15	51,752	3.01	9,341	42,411	42,411
916	21-09-2019	SHOCK ABSORBER (FESTO,YSR-32-60-C)	32,931	3%	10%	15	34,052	3.01	6,146	27,905	27,905
917	21-09-2019	MITSUBISHI OUTPUT & INPUT CARD	31,856	6%	10%	15	33,914	3.01	6,121	27,793	27,793
918	21-09-2019	VALVE OIL SENSITROL WESMEN	20,200	5%	10%	15	21,267	3.01	3,839	17,428	17,428
919	21-09-2019	LT CONTROL REVERCE SWITCH	31,500	12%	10%	15	35,257	3.01	6,364	28,893	28,893
920	21-09-2019	MBAS-0600 ALARM ANNU 16 BRAKER	12,285	12%	10%	15	13,750	3.01	2,482	11,268	11,268
921	21-09-2019	MELTING FURNACE-4 DISMENTLING AND LINING	42,500	-2%	10%	20	41,863	3.01	5,667	36,196	36,196
922	21-09-2019	GO SWITCH 9 COST HEAVY DUTY WIRE JUMPER	33,500	12%	10%	15	37,495	3.01	6,768	30,728	30,728
923	21-09-2019	08k-4 cavity Die Heating Burner	38,610	-2%	10%	15	38,031	3.01	6,864	31,167	31,167
924	21-09-2019	K38-2 Cavity Die heating Burner	35,550	-2%	10%	15	35,017	3.01	6,320	28,696	28,696
925	21-09-2019	MACHINING FIXTURE ABWA BFT	40,000	19%	10%	15	47,461	3.01	8,566	38,894	38,894
926	23-09-2019	ABZA MACHINING FIXTURE BFT 53230-ABZ-000 BRIDGE	1,50,000	19%	10%	15	1,77,978	3.00	32,065	1,45,913	1,45,913
927	23-09-2019	LPDC UPS Battery 12V 26AH / 12V 18AH	1,83,200	14%	10%	15	2,09,506	3.00	37,745	1,71,760	1,71,760
928	23-09-2019	SMF BATTERY-42 AH,12V,	31,500	14%	10%	15	36,023	3.00	6,490	29,533	29,533
929	23-09-2019	LEAK TESTING MACHINE K1KA PIPE INLET	8,00,000	0%	10%	15	8,01,417	3.00	1,44,387	6,57,030	6,57,030
930	23-09-2019	INSERT FITMENT MACHINE K1KA PIPE INLET	7,60,000	11%	10%	15	8,40,951	3.00	1,51,509	6,89,441	6,89,441
931	23-09-2019	WASHING MACHINE K1KA PIPE INLET	10,00,000	11%	10%	15	11,06,514	3.00	1,99,354	9,07,160	9,07,160
932	23-09-2019	MACHINING FIXTURE K1KA PIPE INLET	2,59,000	19%	10%	15	3,07,308	3.00	55,366	2,51,942	2,51,942
933	23-09-2019	VERTICAL TYPE OVEN ELECTRIC	5,00,000	-2%	10%	15	4,92,500	3.00	88,731	4,03,769	4,03,769
934	23-09-2019	Hydraulic Pipe Line	4,38,660	9%	10%	15	4,79,529	3.00	86,394	3,93,135	3,93,135
935	23-09-2019	LEAK TESTING MACHINE K0VA	8,00,000	0%	10%	15	8,01,417	3.00	1,44,387	6,57,030	6,57,030
936	23-09-2019	INSERT FITMENT MACHINE K0VA	7,60,000	28%	10%	15	9,69,096	3.00	1,74,597	7,94,500	7,94,500
937	23-09-2019	WASHING MACHINE K0VA	10,00,000	11%	10%	15	11,06,514	3.00	1,99,354	9,07,160	9,07,160
938	23-09-2019	ROTARY TABLE PIPE INLET K0VA	9,70,000	15%	10%	15	11,18,138	3.00	2,01,449	9,16,689	9,16,689
939	23-09-2019	Conveyor	2,21,69,490	16%	10%	15	2,57,51,342	3.00	46,39,475	2,11,11,867	2,11,11,867
940	23-09-2019	ROLLER CHAIN 1" (1PKT=3MTR/10 FEET)	1,89,491	22%	10%	15	2,30,890	3.00	41,598	1,89,292	1,89,292
941	23-09-2019	KTM LINE DEVELOPMENT CHARGE	78,25,209	11%	10%	15	86,58,704	3.00	15,59,990	70,98,714	70,98,714
942	23-09-2019	Air Stack for DG Set	2,63,107	18%	10%	15	3,09,551	3.00	55,770	2,53,781	2,53,781
943	23-09-2019	DIESEL TANK HORIZONTAL CAP 16K for new utility ar	2,85,000	31%	10%	15	3,74,380	3.00	67,450	3,06,930	3,06,930
944	23-09-2019	Cladding On All LPDC Holding Furnace	2,71,800	-2%	10%	20	2,67,723	3.00	36,176	2,31,547	2,31,547
945	23-09-2019	VMC HYD.ROT.FIX.K0VA PROTO OP10/20/30	2,80,000	19%	10%	15	3,32,225	3.00	59,855	2,72,370	2,72,370
946	23-09-2019	Cutting Tools tooling holders	11,74,920	28%	10%	15	14,98,171	3.00	2,69,917	12,28,254	12,28,254
947	23-09-2019	LPG Bank	24,58,101	11%	10%	15	27,19,923	3.00	4,90,033	22,29,890	22,29,890
948	23-09-2019	LPG Bank	41,650	11%	10%	15	46,086	3.00	8,303	37,783	37,783
949	24-09-2019	Magnetic Resonator for 4 Furnance	2,59,840	-2%	10%	15	2,55,942	3.00	46,070	2,09,873	2,09,873
950	24-09-2019	Air Water & Cabletray Bridge Work Fabrication	2,11,825	44%	10%	15	3,05,792	3.00	55,043	2,50,749	2,50,749
951	20-12-2019	Rotary Table for K1KA PIPE INLET CHAMFER TOOL	19,000	15%	10%	15	21,902	2.76	3,629	18,273	18,273
952	20-12-2019	K0VA Pipe Inlet Cutting Tool (HMSI Project)	84,694	27%	10%	15	1,07,342	2.76	17,786	89,555	89,555

R.K. Associates Valuers & Techno Engineering Consultants Pvt. Ltd.

ANNEXURES A: PLANT AND MACHINERY |M/S. ALICON CASTALLOY LIMITED BEARING KHEWAT NO. 671, KHATA NO. 798, RECTANGLE NO. 90, MUSTIL NO. 90, KILA NO. 6/1/2/1 (2-0), 6/1/2 (5-0), 3 (8-0), 4(7-5), 3/2(1-7), 2/1(2-15), 2/2(2-17), BHORA KALAN, TEHSIL PATUDI, DISTRICT GURUGRAM, HARYANA 122413

S.no	Capitalized On	Description	Cum.acq.value	Rate of Inflation	Salvage Value	Estimated useful life	Estimated Reproduction Cost of the Asset	Life Consumed (In Years)	Depreciation (IN INR)	Depreciated Value (IN INR)	Fair Market Value (IN INR)
953	20-12-2019	Cutting Tools K1KA	3,22,191	27%	10%	15	4,08,347	2.76	67,663	3,40,684	3,40,684
954	20-12-2019	Washing Machine-K0VA	55,000	11%	10%	15	61,181	2.76	10,138	51,044	51,044
955	20-12-2019	LPDC Machine No.31	37,08,169	11%	10%	15	41,24,928	2.76	6,83,495	34,41,433	34,41,433
956	20-12-2019	LPDC Machine No.11	29,79,169	11%	10%	15	33,13,996	2.76	5,49,125	27,64,871	27,64,871
957	20-12-2019	LPDC Machine No.10	29,79,169	11%	10%	15	33,13,996	2.76	5,49,125	27,64,871	27,64,871
958	31-12-2019	VMC HYD.ROT.FIX.K0VA 4 PART LOAD OP10	11,45,800	18%	10%	15	13,54,511	2.73	2,21,991	11,32,519	11,32,519
959	31-12-2019	VMC HYD.ROT.FIX.K0VA 4 PART LOAD OP20/30	9,94,200	18%	10%	15	11,75,296	2.73	1,92,620	9,82,676	9,82,676
960	28-12-2019	ENDOSCOPY M/C PROBET	4,87,160	2%	10%	15	4,95,930	2.74	81,523	4,14,407	4,14,407
961	28-12-2019	ENDOSCOPY M/C PROBET	1,05,000	2%	10%	15	1,06,890	2.74	17,571	89,319	89,319
962	28-12-2019	ENDOSCOPY M/C PROBET	-	-	-	-	-	-	-	-	-
963	31-12-2019	NPD Expenses Capitalised	2,02,89,081	11%	10%	15	2,25,69,358	2.73	36,98,901	1,88,70,457	1,88,70,457
964	31-12-2019	211630 DECORING MACHINE 120-1595	18,75,600	11%	10%	15	20,86,398	2.73	3,41,941	17,44,457	17,44,457
965	31-12-2019	203364 LPDC MACHINE-2-120-1630	74,67,459	11%	10%	15	83,06,722	2.73	13,61,392	69,45,330	69,45,330
966	13-03-2020	CMM MACHINE	27,04,169	2%	10%	15	27,55,329	2.53	4,18,508	23,36,821	23,36,821
967	13-03-2020	CMM MACHINE	1,06,109	2%	10%	15	1,08,116	2.53	16,422	91,694	91,694
968	14-03-2020	Leak Testing Machine K0VA	8,55,000	2%	10%	15	8,71,176	2.53	1,32,180	7,38,996	7,38,996
969	14-03-2020	Insert Fitment Machine K0VA	7,60,000	26%	10%	15	9,58,394	2.53	1,45,413	8,12,980	8,12,980
970	14-03-2020	Core Shooter Machine 824 twin station	24,90,000	11%	10%	15	27,62,515	2.53	4,19,145	23,43,370	23,43,370
971	14-03-2020	VMC HYD ROTORY FIXURE K0VA 4 PART LOAD OP10	11,45,800	19%	10%	15	13,65,819	2.53	2,07,230	11,58,589	11,58,589
972	14-03-2020	VMC HYD.ROTORY FIXURE K0VA 4 PART LOAD OP20/30	9,94,200	19%	10%	15	11,85,109	2.53	1,79,812	10,05,297	10,05,297
973	14-03-2020	K1KA HMSI PIPE INLET M/C Fixture OP 10	4,09,764	19%	10%	15	4,88,448	2.53	74,110	4,14,338	4,14,338
974	14-03-2020	K1KA HMSI PIPE INLET M/C Fixture OP 20/30	4,55,236	19%	10%	15	5,42,651	2.53	82,334	4,60,317	4,60,317
975	14-03-2020	MACHINING FIXURE 1 PI. INLET 17110-K1KA-OP10	6,27,000	19%	10%	15	7,47,398	2.53	1,13,400	6,33,998	6,33,998
976	14-03-2020	MACHINING FIXURE 2 PI.INLET 17110-K1KA-OP20-30	5,53,000	19%	10%	15	6,59,188	2.53	1,00,016	5,59,172	5,59,172
977	14-03-2020	VMC HYD.ROTORY FIXURE K0VA 6 PART LOAD OP20/30	4,97,100	19%	10%	15	5,92,554	2.53	89,906	5,02,648	5,02,648
978	14-03-2020	MACHINING FIXURE SET PIPE INLET17110-K0ZA-9020	2,80,000	19%	10%	15	3,33,766	2.53	50,641	2,83,125	2,83,125
979	14-03-2020	K1KA Cutting Tools	2,98,990	26%	10%	15	3,77,040	2.53	57,207	3,19,833	3,19,833
980	14-03-2020	BELT GRINDING M/C 50*2000	46,200	8%	10%	15	49,811	2.53	7,558	42,254	42,254
981	14-03-2020	Rotary Table	71,000	26%	10%	15	89,534	2.53	13,585	75,949	75,949
982	14-03-2020	Deburing table	33,299	26%	10%	15	41,992	2.53	6,371	35,620	35,620
983	14-03-2020	VMC HYD.ROT.FIX.K0VA 3 PART LOAD OP10	5,72,900	19%	10%	15	6,82,910	2.53	1,03,615	5,79,294	5,79,294
984	14-03-2020	Tool Breakage Detection Sensor for VMC	1,56,641	26%	10%	15	1,97,531	2.53	29,971	1,67,560	1,67,560
985	14-03-2020	K0VA Pipe Inlet Cutting Tool (HMSI Project)	2,93,825	26%	10%	15	3,70,526	2.53	56,218	3,14,308	3,14,308
986	14-03-2020	AIR SEAT CHECK SENSOR ISA2-GE25N –SMC	80,000	2%	10%	15	81,514	2.53	12,368	69,146	69,146
987	31-03-2020	Air water and cable tray bridge work fabricati	1,35,009	42%	10%	15	1,91,128	2.48	28,465	1,62,663	1,62,663
988	31-03-2020	Machining Fixture ABZA BFT HMCL	1,50,000	19%	10%	15	1,78,803	2.48	26,629	1,52,174	1,52,174
989	01-03-2020	HMSI-K1KA & K0VA-Pipe Business Development Expense	1,12,88,028	11%	10%	15	1,25,23,434	2.56	19,26,893	1,05,96,541	1,05,96,541
990	15-09-2020	CCTV Camera Installation	13,400	7%	10%	15	14,357	2.02	1,742	12,615	12,615
991	15-09-2020	LPG-Fired Skelener furnaces with 500 KG Trolly	3,66,000	-4%	10%	20	3,52,147	2.02	32,041	3,20,106	3,20,106

R.K. Associates Valuers & Techno Engineering Consultants Pvt. Ltd.

ANNEXURES A: PLANT AND MACHINERY |M/S. ALICON CASTALLOY LIMITED BEARING KHEWAT NO. 671, KHATA NO. 798, RECTANGLE NO. 90, MUSTIL NO. 90, KILA NO. 6/1/2/1 (2-0), 6/1/2 (5-0), 3 (8-0), 4(7-5), 3/2(1-7), 2/1(2-15), 2/2(2-17), BHORA KALAN, TEHSIL PATUDI, DISTRICT GURUGRAM, HARYANA 122413

S.no	Capitalized On	Description	Cum.acq.value	Rate of Inflation	Salvage Value	Estimated useful life	Estimated Reproduction Cost of the Asset	Life Consumed (In Years)	Depreciation (IN INR)	Depreciated Value (IN INR)	Fair Market Value (IN INR)
992	15-09-2020	BELT GRINDING M/C	21,000	5%	10%	15	22,042	2.02	2,674	19,368	19,368
993	15-09-2020	KAESER 5.3129E3 COUPLING COMPLETE	17,467	16%	10%	15	20,312	2.02	2,464	17,848	17,848
994	15-09-2020	HYD.PUMP PVR150FF110RAA-3480	17,917	8%	10%	15	19,362	2.02	2,349	17,013	17,013
995	15-09-2020	HYD.PUMP PVR150FF110RAA-3480	35,833	8%	10%	15	38,723	2.02	4,698	34,026	34,026
996	15-09-2020	PENDANT BOX 8 STATION	22,763	10%	10%	15	25,018	2.02	3,035	21,983	21,983
997	15-09-2020	INSERT GLASS SPARK STAND 24/6.5MM	47,326	25%	10%	15	59,205	2.02	7,182	52,022	52,022
998	15-09-2020	HEATING ELEMENT 10.0 KW	49,350	-4%	10%	15	47,482	2.02	5,760	41,722	41,722
999	15-09-2020	MOTOR 3 PHASE 7.5HP 2800 RPM	20,549	14%	10%	15	23,413	2.02	2,840	20,572	20,572
1000	15-09-2020	ABZA BFT fixture HMCL	1,50,000	17%	10%	15	1,75,706	2.02	21,316	1,54,391	1,54,391
1001	15-09-2020	Machining fixture K1LA inlet pipe	11,80,000	17%	10%	15	13,82,224	2.02	1,67,685	12,14,540	12,14,540
1002	15-09-2020	Tools & Fixtures K0NA PIPE	50,000	17%	10%	15	58,569	2.02	7,105	51,464	51,464
1003	15-09-2020	Cutting Tools	99,000	25%	10%	15	1,23,849	2.02	15,025	1,08,824	1,08,824
1004	15-09-2020	ROTARY L PLATE	23,200	16%	10%	15	26,979	2.02	3,273	23,706	23,706
1005	15-09-2020	LPDC Holding Furnace for M/C-33 & 34	15,05,000	-4%	10%	20	14,48,034	2.02	1,31,751	13,16,283	13,16,283
1006	21-09-2020	LPDC M/C with SUPER STRUCTURE#32-33-34	66,08,674	11%	10%	15	73,06,159	2.01	8,79,141	64,27,018	64,27,018
1007	21-09-2020	LPDC M/C with SUPER STRUCTURE#32-33-34	6,05,818	11%	10%	15	6,69,757	2.01	80,591	5,89,166	5,89,166
1008	21-09-2020	LPDC M/C with SUPER STRUCTURE#32-33-34	13,84,118	11%	10%	15	15,30,199	2.01	1,84,127	13,46,072	13,46,072
1009	30-09-2020	NPD Exp-K1LA-K0ZA-ABWJ-AALL (Cyl Head & Pipe)	1,82,04,354	11%	10%	15	2,01,25,658	1.98	23,91,921	1,77,33,737	1,77,33,737
1010	23-12-2020	Machining Fixture VMC.HYD.ROT-KONA OP10-4Cavity	5,65,000	15%	10%	15	6,52,314	1.75	68,520	5,83,794	5,83,794
1011	23-12-2020	Machining Fixture VMC.HYD.ROT-KONA OP20/30 4Cavity	5,45,000	15%	10%	15	6,29,223	1.75	66,094	5,63,129	5,63,129
1012	15-12-2020	Jet Washing Machine-XF1C1 Cyl. Head	2,84,250	10%	10%	15	3,11,782	1.77	33,160	2,78,622	2,78,622
1013	15-12-2020	K0ZA PIPE Tools & Fixtures	5,85,000	15%	10%	15	6,75,405	1.77	71,833	6,03,571	6,03,571
1014	15-12-2020	ENDOSCOPY M/C PROBE	1,95,000	3%	10%	15	2,01,227	1.77	21,402	1,79,825	1,79,825
1015	15-12-2020	DUPLEX TYPE IMAGE QUALITY INDICATOR	1,10,750	3%	10%	15	1,14,287	1.77	12,155	1,02,132	1,02,132
1016	15-12-2020	BOOSTER REG. VBA 10A-02GN	16,145	3%	10%	15	16,679	1.77	1,774	14,905	14,905
1017	15-12-2020	CONTACTOR 3TF52 230V AC	31,363	8%	10%	15	33,921	1.77	3,608	30,313	30,313
1018	15-12-2020	HYD. PUMP CARTRIDGE 110 LPM	12,339	8%	10%	15	13,290	1.77	1,413	11,876	11,876
1019	15-12-2020	LADDER 18 FT HIGHT WITH ELEC.INSUL.	17,500	11%	10%	15	19,366	1.77	2,060	17,307	17,307
1020	15-12-2020	OIL SEPARATOR CARTRIDGE 6.3571.0	49,105	12%	10%	15	54,891	1.77	5,838	49,053	49,053
1021	15-12-2020	PNU.AIR CHIPPER ACH-16	31,000	9%	10%	15	33,693	1.77	3,583	30,110	30,110
1022	15-12-2020	PUMP MODEL KOS 550 5 HP 2900 RPM	17,360	6%	10%	15	18,380	1.77	1,955	16,425	16,425
1023	15-12-2020	SAND HOOPER WITH SLIDER HANDLE	10,600	14%	10%	15	12,113	1.77	1,288	10,825	10,825
1024	15-12-2020	SUBMERSIBLE WATER PUMP 5 HP	25,450	7%	10%	15	27,294	1.77	2,903	24,391	24,391
1025	15-12-2020	TIG WELDING TORCH TXH - 401W 8M OKC50	20,600	11%	10%	15	22,939	1.77	2,440	20,500	20,500
1026	20-03-2021	NEW ENDOSCOPY M/C PROBE 4.00 MM	1,95,000	7%	10%	15	2,07,865	1.51	18,862	1,89,004	1,89,004
1027	20-03-2021	Tools & Cutter	7,55,532	19%	10%	15	9,01,185	1.51	81,773	8,19,412	8,19,412
1028	25-03-2021	NPD Exp-K1LA-K0ZA-ABWJ-AALL (Cyl Head & Pipe)	2,42,54,695	8%	10%	15	2,62,60,251	1.50	23,61,264	2,38,98,987	2,38,98,987
1029	30-09-2021	LPDC SUPER STRUCTURE	1,02,791	4%	10%	15	1,07,049	0.98	6,300	1,00,750	1,00,750
1030	30-09-2021	KTM BOTTOM Die 1	1,30,000	4%	10%	15	1,34,935	0.98	7,941	1,26,995	1,26,995
1031	30-09-2021	KTM BOTTOM Die 2	1,30,000	4%	10%	15	1,34,935	0.98	7,941	1,26,995	1,26,995
1032	31-12-2021	WELDING MACHINE ATIG 200P	27,440	5%	10%	15	28,943	0.73	1,266	27,678	27,678
1033	31-12-2021	HAND PALLET TRUCK 2.5TON 1150x560x86	30,000	3%	10%	15	31,046	0.73	1,357	29,688	29,688
1034	15-01-2022	Welding Machine Tig400P	87,115	5%	10%	15	91,887	0.69	3,791	88,096	88,096
1035	31-12-2021	ACNA BFT Machining Fixture	1,70,000	4%	10%	15	1,77,026	0.73	7,741	1,69,285	1,69,285
1036	08-02-2022	Heat Treatment Furnace-ACME	86,00,000	2%	10%	20	88,12,484	0.62	2,46,629	85,65,855	85,65,855

R.K. Associates Valuers & Techno Engineering Consultants Pvt. Ltd.

ANNEXURES A: PLANT AND MACHINERY |M/S. ALICON CASTALLOY LIMITED BEARING KHEWAT NO. 671, KHATA NO. 798, RECTANGLE NO. 90, MUSTIL NO. 90, KILA NO. 6/1/2/1 (2-0), 6/1/2 (5-0), 3 (8-0), 4(7-5), 3/2(1-7), 2/1(2-15), 2/2(2-17), BHORA KALAN, TEHSIL PATUDI, DISTRICT GURUGRAM, HARYANA 122413

S.no	Capitalized On	Description	Cum.acq.value	Rate of Inflation	Salvage Value	Estimated useful life	Estimated Reproduction Cost of the Asset	Life Consumed (In Years)	Depreciation (IN INR)	Depreciated Value (IN INR)	Fair Market Value (IN INR)
1037	01-01-2022	Heat treatment furnace continuous type 293 KW	83,87,168	5%	10%	20	88,35,679	0.73	2,88,673	85,47,007	85,47,007
1038	31-03-2022	KTM Heat treatment furnace 250 KW	19,49,455	3%	10%	20	20,08,067	0.48	43,572	19,64,494	19,64,494
1039	30-06-2022	CRUCIBLE BUC-460	-	-	-	-	-	-	-	-	-
1040	30-06-2022	REPAIR YOKOGAWA,MODEL-DX2030, 30 CHANNEL	-	-	-	-	-	-	-	-	-
1041	30-06-2022	RE-LINING FURNACE	-	-	-	-	-	-	-	-	-
1042	30-06-2022	BAND SAW MACHINE REPAIR	-	-	-	-	-	-	-	-	-
1043	30-06-2022	WHEEL SAND MULLER M/C	-	-	-	-	-	-	-	-	-
1044	30-06-2022	BATTERY 12V 26AH FOR UPS	-	-	-	-	-	-	-	-	-
1045	30-06-2022	L.T MOTOR 1HP 90RPM GEAR BOX EOT CRANE	-	-	-	-	-	-	-	-	-
		Total	**51,49,82,442**				**₹ 61,27,91,180**		**₹ 25,85,05,943**	**₹ 35,42,86,797**	**₹ 35,94,26,361**

R.K.Associates Valuers & Techno Engineering Consultants Pvt. Ltd.

ANNEXURES B: OFFICE EQUIPMENT |M/S. ALICON CASTALLOY LIMITED BEARING KHEWAT NO. 671, KHATA NO. 798, RECTANGLE NO. 90, MUSTIL NO. 90, KILA NO. 6/1/2/1 (2-0), 6/1/2 (5-0), 3 (8-0), 4(7-5), 3/2(1-7), 2/1(2-15), 2/2(2-17), BHORA KALAN, TEHSIL PATUDI, DISTRICT GURUGRAM, HARYANA 122413

S.no	Capitalized On	Description	Salvage Value	Estimated Useful Life	Depreciation Factor	Life Consumed Years	Estimated Reproduction cost of asset	Fair Market Value (IN INR)
1	15-05-2006	SIGN & DISPLAY BOARDS	5%	10	0.095	16	63,335	3,167
2	15-05-2006	SIGN & DISPLAY BOARDS	5%	10	0.095	16	41,280	2,064
3	15-05-2006	SIGN & DISPLAY BOARDS	5%	10	0.095	16	41,276	2,064
4	15-05-2006	SIGN & DISPLAY BOARDS	5%	10	0.095	16	61,256	3,063
5	15-11-2006	LCD	5%	10	0.095	16	39,952	1,998
6	15-05-2006	COMMUNICATION EQUIPMENTS	5%	10	0.095	16	3,50,378	17,519
7	15-08-2006	KITCHEN EQUIPMENTS	5%	10	0.095	16	2,29,922	11,496
8	15-08-2006	KITCHEN EQUIPMENTS	5%	10	0.095	16	4,44,883	22,244
9	15-02-2007	RO SYSTEM WATER	5%	10	0.095	16	73,850	3,693
10	15-08-2006	STORE RACKS & PALLET	5%	10	0.095	16	84,911	4,246
11	15-08-2006	STORE RACKS & PALLET	5%	10	0.095	16	84,911	4,246
12	15-11-2006	STORE RACKS & PALLET	5%	10	0.095	16	1,45,768	7,288
13	15-08-2006	MILLING MACHINE	5%	10	0.095	16	2,14,551	10,728
14	15-02-2008	COMMUNICATION EQUIPMENTS	5%	10	0.095	15	81,987	4,099
15	15-05-2008	OFFICE EQUIPMENT	5%	10	0.095	14	31,445	1,572
16	15-05-2008	OFFICE EQUIPMENT	5%	10	0.095	14	24,379	1,219
17	15-08-2008	OFFICE EQUIPMENT	5%	10	0.095	14	46,103	2,305
18	15-08-2008	OFFICE EQUIPMENT	5%	10	0.095	14	83,780	4,189
19	15-02-2010	LCD PURCHASE	5%	10	0.095	13	40,110	2,006
20	15-02-2010	AC PURCHASE	5%	10	0.095	13	18,114	906
21	15-05-2009	150W WATER COOLER VOL	5%	10	0.095	13	61,296	3,065
22	15-05-2010	HIGH WALL MOUNTED FAN	5%	10	0.095	12	88,043	4,402
23	15-05-2010	HIGH WALL MOUNTED FAN	5%	10	0.095	12	1,40,352	7,018
24	15-05-2010	SONY MAKE MUSIC SYSTEM	5%	10	0.095	12	38,081	1,904
25	15-05-2010	A.C.1.5TON LG SAC5QW2VF7 MAKE WITH STABILISER	5%	10	0.095	12	33,240	1,662
26	15-05-2010	A.C.2TON LG SAC6ZP2VT MAKE WITH STABILISER	5%	10	0.095	12	82,914	4,146
27	15-05-2010	AIR COOLER DESERT	5%	10	0.095	12	84,356	4,218
28	15-05-2010	COOLER TANK - MATERIAL GI SHEET 1.20 MM	5%	10	0.095	12	88,565	4,428
29	15-05-2010	PANASONIC PANABORD FOR TRAINING ROOM	5%	10	0.095	12	98,341	4,917
30	15-11-2010	OPTIMIZER SINGLE RAILS	5%	10	0.095	12	3,02,203	15,110
31	15-05-2011	SOUND SYSTEMS	5%	10	0.095	11	24,695	1,235
32	15-05-2011	WATER COOLER WITH STABILIZER	5%	10	0.095	11	74,924	3,746
33	15-05-2011	A/C 1.5 TON WINDOW , STABILIZER FOR A/C 4KVA	5%	10	0.095	11	28,261	1,413
34	15-11-2011	BLAKBERRY MOBILE	5%	10	0.095	11	17,181	859
35	15-02-2012	A/C LG MAKE 1 TON WINDOW, STABLIZER FOR A/C	5%	10	0.095	11	52,413	2,621
36	15-05-2012	AIR CONDITIONER 1.5 TON SPLIT STABLIZER 4KVA	5%	10	0.095	10	79,055	3,953
37	15-05-2012	GODREJ VEC 4 DWR, GODREJ FILE PARTITION VISA	5%	10	0.095	10	31,951	1,598
38	15-05-2012	WATER COOLER & STEPLIZER	5%	10	0.095	10	76,329	3,816
39	15-08-2012	BLACKBERRY 9220 CURVE, TATA PHOTON (+)-SATYENDER	5%	10	0.095	10	14,926	746
40	15-11-2012	LCD 26'' WITH USB # 1 NOS @ 19500 P/NOS.	5%	10	0.095	10	15,397	918
41	15-11-2013	DEEP FREEZER 500 LITRES	5%	10	0.095	9	32,258	4,988
42	15-05-2014	A/C 1.5 TON SPLIT WITHSTABILIZER	5%	10	0.095	8	38,306	7,728
43	15-05-2014	A/C 2 TON SPLIT - 120-1228	5%	10	0.095	8	99,983	20,171
44	15-05-2014	WATER COOLER 320LTR 170CPH WITH STABILISER	5%	10	0.095	8	1,65,935	33,476
45	15-11-2014	FILE CABINET 4 DRAWER - 107-1046	5%	10	0.095	8	55,072	13,748

R.K. Associates Valuers & Techno Engineering Consultants Pvt. Ltd.

ANNEXURES B: OFFICE EQUIPMENT |M/S. ALICON CASTALLOY LIMITED BEARING KHEWAT NO. 671, KHATA NO. 798, RECTANGLE NO. 90, MUSTIL NO. 90, KILA NO. 6/1/2/1 (2-0), 6/1/2 (5-0), 3 (8-0), 4(7-5), 3/2(1-7), 2/1(2-15), 2/2(2-17), BHORA KALAN, TEHSIL PATUDI, DISTRICT GURUGRAM, HARYANA 122413

S.no	Capitalized On	Description	Salvage Value	Estimated Useful Life	Depreciation Factor	Life Consumed Years	Estimated Reproduction cost of asset	Fair Market Value (IN INR)
46	31-03-2016	ROSHRI INDUSTRIAL COOLER 1135 X 600 X 1535	5%	10	0.095	7	35,534	13,365
47	08-04-2017	CASSETTE A.C. 2.0 TON WITH STABILIZER	5%	10	0.095	5	86,733	41,562
48	11-04-2017	ALMIRAH	5%	10	0.095	5	10,296	4,934
49	01-08-2017	1.5 Ton split AC for Server Room	5%	10	0.095	5	38,421	19,631
50	20-02-2018	HVLS FAN 4.9 M (3 qty) & Installation charges	5%	10	0.095	5	2,82,105	1,57,651
51	20-02-2018	HVLS FAN 4.9 M	5%	10	0.095	5	2,82,105	1,57,651
52	24-02-2018	HVLS FAN 4.9 M	5%	10	0.095	5	2,82,105	1,57,651
53	01-03-2018	SAMSUNG 2 LED Smart TV 49M5570					-	-
54	01-03-2018	SAMSUNG 1 LED Smart TV 32M5100	5%	10	0.095	5	19,108	10,817
55	01-03-2018	3 LED Smart TV	5%	10	0.095	5	98,769	55,916
56	01-03-2018	Drinking water cooler	5%	10	0.095	5	43,797	24,794
57	01-03-2018	Air condition and stabilizer for X-ray room.	5%	10	0.095	5	44,735	25,325
58	01-03-2018	Ahuja Sound System	5%	10	0.095	5	34,401	19,475
59	01-06-2018	Water Cooler 200 Ltrs	5%	10	0.095	4	92,966	54,856
60	30-06-2018	Office LED Lights	5%	10	0.095	4	17,31,188	10,21,519
61	01-06-2018	Slotted Angel Rack for Record Room	5%	10	0.095	4	2,50,977	1,48,094
62	01-06-2018	Video Confercing system binola	5%	10	0.095	4	6,24,329	3,68,397
63	30-09-2018	Cassate AC for Binola Conference Room	5%	10	0.095	4	70,184	43,094
64	01-03-2019	LOGITECH MOBILE SPEKAER P710E	5%	10	0.095	4	14,816	9,795
65	18-03-2019	PA system for fire safety	5%	10	0.095	4	1,36,914	90,517
66	01-03-2019	3 LED TV for new Guest House Binola	5%	10	0.095	4	2,60,647	1,72,320
67	20-03-2019	FULL BODY SHOWER	5%	10	0.095	4	28,687	18,965
68	15-09-2020	Biometric Machines	5%	10	0.095	2	49,000	39,409
69	15-09-2020	Biometric Machine	5%	10	0.095	2	23,000	18,498
70	15-09-2020	SMOKE DETECTOR SENSOR CONTROL CARD	5%	10	0.095	2	39,099	31,447
71	15-12-2020	Biometric Punching Machine	5%	10	0.095	2	24,347	20,158
72	27-03-2021	Face Reading Punching Machines Binola-1	5%	10	0.095	2	14,000	11,919
73	27-03-2021	Face Reading Punching Machines Binola-2	5%	10	0.095	2	14,000	11,919
74	27-03-2021	Face Reading Punching Machines Binola-3	5%	10	0.095	2	14,000	11,919
75	31-03-2021	Face Reading Punching Machines Binola-4	5%	10	0.095	2	14,000	11,919
76	31-03-2021	Face Reading Punching Machines Binola-5	5%	10	0.095	2	14,000	11,919
77	31-03-2021	Face Reading Punching Machines Binola-6	5%	10	0.095	2	14,000	11,919
78	31-03-2021	Face Reading Punching Machines Binola-7	5%	10	0.095	2	14,000	11,919
79	31-12-2021	FAN 24" ALMONARD 230V AC With Stand	5%	10	0.095	1	23,203	21,415
80	30-06-2022	USHA MAKE WATER COOLER						-
81	30-06-2022	Mobile Phone - Marketing						-
82	30-06-2022	SOFA - GEEKEN MAKE						-
		Total					**87,51,733**	**30,92,686**

R K Associates Valuers & Techno Engineering Consultants Pvt. Ltd.

ANNEXURES C : FURNITURE AND FIXTURE |M/S. ALICON CASTALLOY LIMITED BEARING KHEWAT NO. 671, KHATA NO. 798, RECTANGLE NO. 90, MUSTIL NO. 90, KILA NO. 6/1/2/1 (2-0), 6/1/2 (5-0), 3 (8-0), 4(7-5), 3/2(1-7), 2/1(2-15), 2/2(2-17), BHORA KALAN, TEHSIL PATUDI, DISTRICT GURUGRAM, HARYANA 122413

S.no	Capitalized On	Description	Cum.acq.value	Salvage Value	Estimated Useful Life	Depreciation Factor	Life Consumed Years	Estimated Reproduction cost of asset	Fair Market Value (IN INR)
1	15-02-2006	FURNITURE & FIXTURES	11,125.00	5%	10	0.095	16.65	22,556	1,128
2	15-02-2006	FURNITURE & FIXTURES	3,82,747.00	5%	10	0.095	16.65	7,76,035	38,802
3	15-05-2006	FURNITURE & FIXTURES	6,37,912.00	5%	10	0.095	16.41	12,65,565	63,278
4	15-05-2006	FURNITURE & FIXTURES	22,040.00	5%	10	0.095	16.41	43,726	2,186
5	15-05-2006	FURNITURE & FIXTURES	22,455.00	5%	10	0.095	16.41	44,549	2,227
6	15-08-2006	FURNITURE & FIXTURES	11,48,242.68	5%	10	0.095	16.16	22,71,644	1,13,582
7	15-08-2006	FURNITURE & FIXTURES	4,78,625.00	5%	10	0.095	16.16	9,46,895	47,345
8	15-08-2006	FURNITURE & FIXTURES	2,55,165.00	5%	10	0.095	16.16	5,04,810	25,240
9	15-08-2006	FURNITURE & FIXTURES	1,65,043.00	5%	10	0.095	16.16	3,26,515	16,326
10	15-11-2006	FURNITURE & FIXTURES	5,616.00	5%	10	0.095	15.90	11,111	556
11	15-11-2006	FURNITURE & FIXTURES	16,987.50	5%	10	0.095	15.90	33,607	1,680
12	15-11-2006	FURNITURE & FIXTURES	10,237.50	5%	10	0.095	15.90	20,254	1,013
13	15-11-2006	FURNITURE & FIXTURES	6,125.00	5%	10	0.095	15.90	12,117	606
14	15-11-2006	FURNITURE & FIXTURES	10,901.00	5%	10	0.095	15.90	21,566	1,078
15	15-11-2006	FURNITURE & FIXTURES	35,375.00	5%	10	0.095	15.90	69,985	3,499
16	15-11-2006	FURNITURE & FIXTURES	10,850.00	5%	10	0.095	15.90	21,465	1,073
17	15-11-2006	FURNITURE & FIXTURES	10,575.00	5%	10	0.095	15.90	20,921	1,046
18	15-11-2006	FURNITURE & FIXTURES	25,703.37	5%	10	0.095	15.90	50,851	2,543
19	15-11-2006	FURNITURE & FIXTURES	11,440.00	5%	10	0.095	15.90	22,633	1,132
20	15-11-2006	FURNITURE & FIXTURES	8,888.00	5%	10	0.095	15.90	17,584	879
21	15-11-2006	FURNITURE & FIXTURES	22,275.00	5%	10	0.095	15.90	44,068	2,203
22	15-02-2007	FURNITURE & FIXTURES	23,411.00	5%	10	0.095	15.65	45,972	2,299
23	15-02-2007	FURNITURE & FIXTURES	12,010.00	5%	10	0.095	15.65	23,584	1,179
24	15-02-2007	FURNITURE & FIXTURES	5,000.00	5%	10	0.095	15.65	9,819	491
25	15-02-2007	FURNITURE & FIXTURES	5,130.00	5%	10	0.095	15.65	10,074	504
26	15-02-2007	FURNITURE & FIXTURES	7,200.00	5%	10	0.095	15.65	14,139	707
27	15-02-2007	FURNITURE & FIXTURES	95,864.00	5%	10	0.095	15.65	1,88,249	9,412
28	15-02-2007	FURNITURE & FIXTURES	42,057.00	5%	10	0.095	15.65	82,588	4,129
29	15-05-2007	FURNITURE & FIXTURES	68,914.00	5%	10	0.095	15.41	1,30,145	6,507
30	15-05-2007	FURNITURE & FIXTURES	53,684.00	5%	10	0.095	15.41	1,01,383	5,069
31	15-05-2007	FURNITURE & FIXTURES	32,659.60	5%	10	0.095	15.41	61,678	3,084
32	15-11-2007	FURNITURE & FIXTURES	32,300.00	5%	10	0.095	14.90	60,090	3,004
33	15-05-2008	FURNITURE & FIXTURES	21,250.00	5%	10	0.095	14.41	37,276	1,864
34	15-11-2009	FURNITURE & FIXTURES	40,494.00	5%	10	0.095	12.90	68,376	3,419
35	15-05-2010	FURNITURE & FIXTURES	65,181.25	5%	10	0.095	12.41	1,06,254	5,313
36	15-08-2012	FURNITURE & FIXTURES	15,100.00	5%	10	0.095	10.15	22,921	1,146
37	15-11-2012	FURNITURE & FIXTURES	44,605.00	5%	10	0.095	9.90	63,867	3,808
38	15-11-2012	FURNITURE & FIXTURES	20,400.00	5%	10	0.095	9.90	29,210	1,742
39	15-08-2013	FURNITURE & FIXTURES	73,440.00	5%	10	0.095	9.15	1,04,201	13,617
40	15-11-2013	FURNITURE & FIXTURES	21,175.62	5%	10	0.095	8.90	29,536	4,567
41	31-03-2017	FURNITURE & FIXTURES	39,332.00	5%	10	0.095	5.57	52,837	24,893
42	01-03-2018	Wooden Rack	21,000.00	5%	10	0.095	4.57	23,528	13,320
43	30-05-2019	Furniture for Guest House	5,15,373.79	5%	10	0.095	3.40	6,26,698	4,24,274
44	14-03-2020	ALMIRAH	10,418.00	5%	10	0.095	2.56	12,352	9,343
45		**TOTAL**	**45,64,327.31**					**84,53,235**	**8,71,114**

R.K. Associates Valuers & Techno Engineering Consultants Pvt. Ltd.

ANNEXURES D : QUALITY CONTROL |M/S. ALICON CASTALLOY LIMITED BEARING KHEWAT NO. 671, KHATA NO. 798, RECTANGLE NO. 90, MUSTIL NO. 90, KILA NO. 6/1/2/1 (2-0), 6/1/2 (5-0), 3 (8-0), 4(7-5), 3/2(1-7), 2/1(2-15), 2/2(2-17), BHORA KALAN, TEHSIL PATUDI, DISTRICT GURUGRAM, HARYANA 122413

S.no	Capitalized On	Description	Cum.acq.value	Salvage Value	Estimated useful life	Depreciation Factor	Estimated Reproduction Cost of the Asset	Life Consumed (In Years)	Fair Market Value (IN INR)
1	15-08-2006	CMM MACHINE	20,49,956	10%	10	0.09	29,29,771	16	2,92,977
2	15-08-2006	CMM MACHINE	7,88,153	10%	10	0.09	11,26,418	16	1,12,642
3	15-05-2006	DIAL CALLIPER	43,135	10%	10	0.09	61,534	16	6,153
4	15-08-2006	DIAL CALLIPER	2,600	10%	10	0.09	3,716	16	372
5	15-08-2006	HARDNESS TESTER	20,592	10%	10	0.09	29,430	16	2,943
6	15-08-2006	HARDNESS TESTER	728	10%	10	0.09	1,040	16	104
7	15-08-2006	HARDNESS TESTER	832	10%	10	0.09	1,189	16	119
8	15-05-2006	HEIGHT GAUGE DIAL	1,25,000	10%	10	0.09	1,78,319	16	17,832
9	15-08-2006	HEIGHT GAUGE DIAL	375	10%	10	0.09	536	16	54
10	15-05-2006	DIE MAINTENANCE EQUIPMENTS	1,83,010	10%	10	0.09	2,61,073	16	26,107
11	15-02-2007	MICROMETER	10,137	10%	10	0.09	14,541	16	1,454
12	15-02-2007	MICROMETER	13,955	10%	10	0.09	20,018	16	2,002
13	15-08-2006	CORE GAS DETERMINATOR	5,680	10%	10	0.09	8,118	16	812
14	15-08-2006	MUFFLE FURNACE	19,500	10%	10	0.09	27,869	16	2,787
15	15-08-2006	SCRATCH HARDNESS/HOT SHELL TENSILE/TRANSVERSE STRE	1,82,442	10%	10	0.09	2,60,744	16	26,074
16	15-11-2006	SCRATCH HARDNESS/HOT SHELL TENSILE/TRANSVERSE STRE	302	10%	10	0.09	432	16	43
17	15-08-2006	SPECTROMETER	15,57,319	10%	10	0.09	22,25,701	16	2,22,570
18	15-08-2006	AD CONVERTER A1S64AD FOR SEPCTROMER	1,87,142	10%	10	0.09	2,67,462	16	26,746
19	15-05-2006	SURFACE PLATE	14,254	10%	10	0.09	20,334	16	2,033
20	15-05-2006	SURFACE PLATE	4,150	10%	10	0.09	5,920	16	592
21	15-08-2006	SURFACE PLATE	4,800	10%	10	0.09	6,860	16	686
22	15-05-2007	CMM MACHINE	2,36,900	10%	10	0.09	3,48,551	15	34,855
23	15-11-2007	CMM MACHINE	3,500	10%	10	0.09	4,970	15	497
24	15-11-2007	CMM MACHINE	38,285	10%	10	0.09	54,365	15	5,437
25	15-11-2007	HARDNESS TESTER	3,193	10%	10	0.09	4,534	15	453
26	15-02-2008	HARDNESS TESTER	3,500	10%	10	0.09	5,021	15	502
27	15-11-2007	HARDNESS TESTING M/C CUM BRINELL	1,39,050	10%	10	0.09	1,97,452	15	19,745
28	15-05-2007	SPECTROMETER	90,000	10%	10	0.09	1,32,417	15	13,242
29	15-11-2007	SPECTROMETER	30,421	10%	10	0.09	43,198	15	4,320
30	15-11-2007	SPECTROMETER	2,584	10%	10	0.09	3,669	15	367
31	15-05-2007	MICROMETER POINTED	6,288	10%	10	0.09	9,252	15	925
32	15-05-2007	MICROMETER POINTED	3,144	10%	10	0.09	4,626	15	463
33	15-05-2007	RADIUS GAUGE	8,468	10%	10	0.09	12,459	15	1,246
34	15-05-2007	RADIUS GAUGE	6,288	10%	10	0.09	9,252	15	925
35	15-08-2007	RADIUS GAUGE	6,288	10%	10	0.09	8,970	15	897
36	15-08-2007	DEPTH GAUGE	6,288	10%	10	0.09	8,970	15	897
37	15-08-2007	COMBINATION SET	6,288	10%	10	0.09	8,970	15	897
38	15-08-2007	BEVEL PROTRACTOR	6,288	10%	10	0.09	8,970	15	897
39	15-05-2008	SPECTROMETER	48,547	10%	10	0.09	68,874	14	6,887
40	15-08-2008	VARNIER CALIPER	5,616	10%	10	0.09	7,817	14	782
41	15-08-2009	ROCKWELL HARDNESS TESTER	20,780	10%	10	0.09	29,644	13	2,964
42	15-11-2009	MEASURING GUAGE FOR BRIDGE FORK TOP	21,000	10%	10	0.09	27,499	13	2,750
43	15-08-2010	VERNIER CALIPER	4,684	10%	10	0.09	6,012	12	601
44	15-11-2011	VERNIER CALIPER 300 MM , MICROMETER	12,240	10%	10	0.09	15,048	11	1,505
45	15-02-2012	VERNIER CALIPER # 1 NOS	5,300	10%	10	0.09	6,364	11	636
46	15-02-2012	VERNIER CALIPER 8' DIGITAL # 1 NOS	7,250	10%	10	0.09	8,706	11	871
47	15-02-2013	DET METER NSI FOR NON CONDUCTT METALS # 1 SET	44,451	10%	10	0.09	47,835	10	6,305
48	15-11-2013	DENSITY INDEX TESTER	10,18,332	10%	10	0.09	11,95,985	9	2,38,148
49	15-11-2013	PROTABLE SURFACE ROUGHNESS TESTER SJ-411	4,13,712	10%	10	0.09	4,85,886	9	96,751
50	15-11-2013	MANUAL COLUMN STAND GRANITE BASE 250 MM - 113-0401	37,659	10%	10	0.09	44,229	9	8,807
51	15-05-2014	RECEIVING GAUGE FOR AAB-BFT - 113-0409	27,500	10%	10	0.09	28,959	8	7,059

R.K. Associates Valuers & Techno Engineering Consultants Pvt. Ltd.

ANNEXURES D : QUALITY CONTROL |M/S. ALICON CASTALLOY LIMITED BEARING KHEWAT NO. 671, KHATA NO. 798, RECTANGLE NO. 90, MUSTIL NO. 90, KILA NO. 6/1/2/1 (2-0), 6/1/2 (5-0), 3 (8-0), 4(7-5), 3/2(1-7), 2/1(2-15), 2/2(2-17), BHORA KALAN, TEHSIL PATUDI, DISTRICT GURUGRAM, HARYANA 122413

S.no	Capitalized On	Description	Cum.acq.value	Salvage Value	Estimated useful life	Depreciation Factor	Estimated Reproduction Cost of the Asset	Life Consumed (In Years)	Fair Market Value (IN INR)
52	15-05-2014	RECEIVING GAUGE FOR AAP-BFT - 113-0408	27,500	10%	10	0.09	28,959	8	7,059
53	15-05-2014	RECEIVING GAUGE FOR AABC-BFT - 113-0410	27,500	10%	10	0.09	28,959	8	7,059
54	15-05-2014	RECEIVING GAUGE FOR AAB-BFT - 113-0409	27,500	10%	10	0.09	28,959	8	7,059
55	15-05-2014	RECEIVING GAUGE FOR AABC-BFT - 113-0410	27,500	10%	10	0.09	28,959	8	7,059
56	15-08-2014	DENSITY METER	8,01,539	10%	10	0.09	8,60,912	8	2,29,380
57	24-04-2017	DEW POINT METER -80 DEG C TO +30 DEG C - 113-0129	1,32,600	10%	10	0.09	1,44,620	5	73,265
58	01-07-2017	DIGITAL & D.DEPTH GAUGE K	80,000	10%	10	0.09	85,278	5	45,116
59	01-07-2017	RELATION GAUGE ROCKER ARM	49,766	10%	10	0.09	53,049	5	28,065
60	01-07-2017	VERTICAL AIR RECIVER	90,000	10%	10	0.09	95,938	5	50,755
61	01-07-2017	RELATION GAUGE 2HX PASSAG	70,000	10%	10	0.09	74,618	5	39,476
62	01-07-2017	RELATION GAUGE M&M FLY WH	63,500	10%	10	0.09	67,689	5	35,810
63	01-03-2018	Metallurgical Microscope	13,68,000	10%	10	0.09	14,18,156	5	8,35,235
64	01-03-2018	Stereo zoom Microscope with Image Acquisition Syst	2,80,000	10%	10	0.09	2,90,266	5	1,70,955
65	01-03-2018	Gauges for HMCL new part, BFT AABM	30,000	10%	10	0.09	31,100	5	18,317
66	01-03-2018	KTM Cyl Head-635 After ECRN gauge	58,795	10%	10	0.09	60,951	5	35,897
67	15-03-2018	Attribute Gauges, Relation Gauge, Bend checking ga	2,37,174	10%	10	0.09	2,45,869	5	1,44,807
68	30-06-2018	Attribute Gauges, Relation Gauge, Bend checking ga	48,000	10%	10	0.09	49,714	4	30,407
69	30-09-2018	KTM- 617 Gauses set	40,950	10%	10	0.09	42,647	4	27,052
70	30-09-2018	Paint Spectrometer & Gloss Meter	1,13,000	10%	10	0.09	1,17,682	4	74,649
71	30-09-2018	Receiving gauge of ABWA-BFT	68,400	10%	10	0.09	71,234	4	45,186
72	30-09-2018	relation Gauges of AAFB Cyl. Head	30,875	10%	10	0.09	32,154	4	20,396
73	30-09-2018	Attribute Gauges, Relation Gauge, Bend checking ga	1,43,300	10%	10	0.09	1,49,238	4	94,666
74	01-03-2019	Receiving gauge of AABM-BFT	30,000	10%	10	0.09	31,301	4	21,252
75	20-03-2019	HANDY JOYSTICK BOX 06AAP932	88,207	10%	10	0.09	92,031	4	62,486
76	25-03-2019	Granite surface plate of 3D scanner	22,780	10%	10	0.09	23,768	4	16,137
77	21-09-2019	REL.GAUGE BFT ABWA 52230-ABW-0000	45,125	10%	10	0.09	45,205	3	32,743
78	21-09-2019	Casting Inspection and Relation Gauges	1,05,711	10%	10	0.09	1,05,898	3	76,705
79	21-09-2019	COUNTER TESTER PIPE INLET K0VA	13,10,000	10%	10	0.09	13,12,321	3	9,50,552
80	20-12-2019	Coating Thickness Meter	2,12,963	10%	10	0.09	2,16,796	3	1,61,896
81	20-12-2019	Casting Inspection and Relation Gauges	30,392	10%	10	0.09	30,939	3	23,104
82	20-12-2019	K1KA Casting Inspection & Relation Gauge	1,79,031	10%	10	0.09	1,82,253	3	1,36,101
83	14-03-2020	Casting Inspection & Relation Gauges	30,392	10%	10	0.09	30,967	3	23,820
84	14-03-2020	Receiving Gauge BFT-ABZA Model	34,500	10%	10	0.09	35,153	3	27,040
85	14-03-2020	Inspection Table With Information Board	25,425	10%	10	0.09	25,906	3	19,927
86	14-03-2020	TABLE FOR VISUAL INSPECTION (Q GATE)	7,475	10%	10	0.09	7,616	3	5,859
87	14-03-2020	K0LA CYL. HEAD JIG REST PAD GAUGE (HMSI Project)	1,15,000	10%	10	0.09	1,17,176	3	90,132
88	14-03-2020	LAM Unit - K1KA/K1LA Line	46,416	10%	10	0.09	47,294	3	36,379
89	14-03-2020	LEAK AIR MICROMETER UNIT	46,416	10%	10	0.09	47,294	3	36,379
90	31-03-2020	RELATION GAUGE 17110-K0ZA-9020	49,500	10%	10	0.09	50,436	3	38,796
91	30-09-2021	ABWJ FLOW TEST MACHINE	4,20,000	10%	10	0.09	4,43,529	1	4,01,206
92	30-09-2021	ACNA BFT Receiving Gauge	36,800	10%	10	0.09	38,862	1	35,153
			1,41,29,936				**1,71,81,230**		**54,29,072**

R.K.Associates Valuers & Techno Engineering Consultants Pvt. Ltd.

ANNEXURES E : FACTORY EQUIPMENT |M/S. ALICON CASTALLOY LIMITED BEARING KHEWAT NO. 671, KHATA NO. 798, RECTANGLE NO. 90, MUSTIL NO. 90, KILA NO. 6/1/2/1 (2-0), 6/1/2 (5-0), 3 (8-0), 4(7-5), 3/2(1-7), 2/1(2-15), 2/2(2-17), BHORA KALAN, TEHSIL PATUDI, DISTRICT GURUGRAM, HARYANA 122413

S.no	Capitalized On	Description	Salvage Value	Estimated Useful Life	Depreciation Factor	Life Consumed Years	Estimated Reproduction cost of asset	Depreciation	Depreciated Value	Obsolescence Factor	Fair Market Value (IN INR)
1	15-05-2008	TROLLIES	10%	10	0.09	14.36712329	110798.3664	143266.8411	0	0%	11,080
2	15-05-2008	TROLLIES	10%	10	0.09	14.36712329	62324.08109	80587.59811	0	0%	6,232
3	15-05-2008	TROLLIES	10%	10	0.09	14.36712329	83098.77478	107450.1308	0	0%	8,310
4	15-05-2008	TROLLIES	10%	10	0.09	14.36712329	55399.18319	71633.42054	0	0%	5,540
5	15-08-2008	TROLLIES	10%	10	0.09	14.11506849	108654.629	138030.0778	0	0%	10,865
6	15-11-2008	TROLLIES	10%	10	0.09	13.8630137	137628.106	171714.6287	0	0%	13,763
7	15-02-2009	TROLLIES	10%	10	0.09	13.6109589	49866.29579	61085.52924	0	0%	4,987
8	15-02-2009	TROLLIES	10%	10	0.09	13.6109589	44307.14595	54275.64684	0	0%	4,431
9	15-02-2009	TROLLIES	10%	10	0.09	13.6109589	43574.12486	53377.70605	0	0%	4,357
10	15-02-2009	TROLLIES	10%	10	0.09	13.6109589	82554.62847	101128.289	0	0%	8,255
11	15-02-2009	TROLLIES	10%	10	0.09	13.6109589	44109.12763	54033.07711	0	0%	4,411
12	15-11-2009	KENT OIL METER 40MM	10%	10	0.09	12.8630137	116210.4272	134533.4685	0	0%	11,621
13	15-11-2009	AIR COMPRESOR	10%	10	0.09	12.8630137	76727.04308	88824.69055	0	0%	7,673
14	15-05-2010	TROLLY	10%	10	0.09	12.36712329	31554.9833	35121.99319	0	0%	3,155
15	15-05-2010	TROLLY	10%	10	0.09	12.36712329	32508.96483	36183.81384	0	0%	3,251
16	15-05-2010	TROLLY KSTG	10%	10	0.09	12.36712329	31535.90367	35100.75678	0	0%	3,154
17	15-05-2010	TROLLY FOR KTC	10%	10	0.09	12.36712329	31535.90367	35100.75678	0	0%	3,154
18	15-05-2010	AUTO CATCHER UNIT 1	10%	10	0.09	12.36712329	33575.06827	37370.43078	0	0%	3,358
19	15-05-2010	ELECTRONIC CRANE WEIGHING SCALE 2 MT	10%	10	0.09	12.36712329	49038.77224	54582.16879	0	0%	4,904
20	15-08-2010	LPDC HOLDING FURNACE, POURING GATE LPDC,TOP PLATE	10%	10	0.09	12.11506849	325953.674	355405.5978	0	0%	32,595
21	15-08-2010	TROLLY FOR KSTG	10%	10	0.09	12.11506849	70626.5964	77008.14475	0	0%	7,063
22	15-08-2010	VACUM TESTING MACHINE	10%	10	0.09	12.11506849	85997.11539	93767.48489	0	0%	8,600
23	15-08-2010	TROLLY FOR KSTG	10%	10	0.09	12.11506849	70626.5964	77008.14475	0	0%	7,063
24	15-08-2010	TROLLY FOR KSTG	10%	10	0.09	12.11506849	70626.5964	77008.14475	0	0%	7,063
25	15-08-2010	TROLLY FOR KSTG	10%	10	0.09	12.11506849	70626.5964	77008.14475	0	0%	7,063
26	15-08-2010	GDC DATE PUNCH, GDC MONTH PUNCH	10%	10	0.09	12.11506849	47385.09362	51666.62893	0	0%	4,739
27	15-08-2010	VENTILATOR	10%	10	0.09	12.11506849	75970.85408	82835.28906	0	0%	7,597
28	15-11-2010	TURBO VENTILATOR	10%	10	0.09	11.8630137	153461.705	163846.6478	0	0%	15,346
29	15-11-2010	VENTILATOR ALFA	10%	10	0.09	11.8630137	126344.4199	134894.3026	0	0%	12,634
30	15-05-2011	RECEIVING GAUGES	10%	10	0.09	11.36712329	25680.67346	26272.38432	0	0%	2,568
31	15-05-2011	RECEIVING GAUGES FOR KVEG BFT	10%	10	0.09	11.36712329	25680.67346	26272.38432	0	0%	2,568
32	15-05-2011	TROLLY FOR KWPA	10%	10	0.09	11.36712329	207579.6894	212362.553	0	0%	20,758
33	15-08-2011	FIRE EXTINGUISERS	10%	10	0.09	11.11506849	31435.65644	31446.8527	0	0%	3,144
34	15-11-2011	FIRE EXTINGUISERS	10%	10	0.09	10.8630137	24647.37243	24097.02699	550.3454392	0%	2,465
35	15-08-2012	TROLLY	10%	10	0.09	10.11232877	343528.5923	312648.666	30879.92634	0%	34,353
36	15-08-2013	TROLLY FOR KZAA FOR DESPATCH	10%	10	0.09	9.112328767	41480.59701	34018.63537	7461.961644	0%	7,462
37	15-08-2013	TROLLY FOR KZAA FOR DESPATCH	10%	10	0.09	9.112328767	13826.86567	11339.54512	2487.320548	0%	2,487
38	15-08-2013	TROLLY FOR DESPATCH	10%	10	0.09	9.112328767	41480.59701	34018.63537	7461.961644	0%	7,462
39	15-08-2013	TROLLY FOR KZAA FOR DESPATCH	10%	10	0.09	9.112328767	41480.59701	34018.63537	7461.961644	0%	7,462
40	15-08-2013	TROLLY FOR KZAA FOR DESPATCH	10%	10	0.09	9.112328767	27653.73134	22679.09025	4974.641096	0%	4,975
41	15-11-2013	FIRE EXTINGUISERS	10%	10	0.09	8.860273973	549795.0053	438420.0938	111374.9115	0%	1,11,375

Rahul

Sahil

RK Associates Valuers & Engineering Consultants Pvt. Ltd.

ANNEXURES E : FACTORY EQUIPMENT |M/S. ALICON CASTALLOY LIMITED BEARING KHEWAT NO. 671, KHATA NO. 798, RECTANGLE NO. 90, MUSTIL NO. 90, KILA NO. 6/1/2/1 (2-0), 6/1/2 (5-0), 3 (8-0), 4(7-5), 3/2(1-7), 2/1(2-15), 2/2(2-17), BHORA KALAN, TEHSIL PATUDI, DISTRICT GURUGRAM, HARYANA 122413

S.no	Capitalized On	Description	Salvage Value	Estimated Useful Life	Depreciation Factor	Life Consumed Years	Estimated Reproduction cost of asset	Depreciation	Depreciated Value	Obsolescence Factor	Fair Market Value (IN INR)
42	15-11-2013	FIRE EXTINGUISERS SPM TECH	10%	10	0.09	8.860273973	51507.70133	41073.51109	10434.19024	0%	10,434
43	15-11-2013	BOOM BARRIER 617-5.5 TO 7 MTR - 120-1422	10%	10	0.09	8.860273973	226838.9886	180887.0028	45951.9858	0%	45,952
44	15-11-2013	FAAC LIGHT - 120-1424	10%	10	0.09	8.860273973	11361.20076	9059.701629	2301.499136	0%	2,301
45	15-02-2014	TROLLEY FOR KZAA L-1500W-800-H-1350 - 109-0118	10%	10	0.09	8.608219178	41480.59701	32136.66637	9343.930648	0%	9,344
46	15-02-2014	TROLLEY FOR KZAA L-1500W-800-H-1350 - 109-0118	10%	10	0.09	8.608219178	27653.73134	21424.44424	6229.287099	0%	6,229
47	15-02-2014	TROLLEY FOR KZAA L-1500W-800-H-1350 - 109-0118	10%	10	0.09	8.608219178	41480.59701	32136.66637	9343.930648	0%	9,344
48	15-02-2014	TROLLEY FOR KZAA L-1500W-800-H-1350 - 109-0118	10%	10	0.09	8.608219178	27653.73134	21424.44424	6229.287099	0%	6,229
49	15-02-2014	TROLLEY FOR KZAA L-1500W-800-H-1350 - 109-0118	10%	10	0.09	8.608219178	27653.73134	21424.44424	6229.287099	0%	6,229
50	15-05-2014	TROLLEY FOR KSTG CYL. HEAD - 120-0911	10%	10	0.09	8.364383562	41031.49606	30888.28541	10143.21066	0%	10,143
51	15-05-2014	TROLLEY FOR KSTG CYL. HEAD - 120-0911	10%	10	0.09	8.364383562	41031.49606	30888.28541	10143.21066	0%	10,143
52	15-05-2014	TROLLEY FOR KSTG CYL. HEAD - 120-0911	10%	10	0.09	8.364383562	41031.49606	30888.28541	10143.21066	0%	10,143
53	15-05-2014	TROLLEY FOR KSTG CYL. HEAD - 120-0911	10%	10	0.09	8.364383562	13677.16535	10296.09514	3381.070219	0%	3,381
54	15-05-2014	TROLLEY FOR KSTG CYL. HEAD - 120-0911	10%	10	0.09	8.364383562	13677.16535	10296.09514	3381.070219	0%	3,381
55	15-05-2014	TROLLEY FOR KSTG CYL. HEAD - 120-0911	10%	10	0.09	8.364383562	41031.49606	30888.28541	10143.21066	0%	10,143
56	15-05-2014	TROLLEY FOR KSTG CYL. HEAD - 120-0911	10%	10	0.09	8.364383562	41031.49606	30888.28541	10143.21066	0%	10,143
57	15-05-2014	TROLLEY FOR KSTG CYL. HEAD - 120-0911	10%	10	0.09	8.364383562	41031.49606	30888.28541	10143.21066	0%	10,143
58	15-05-2014	TROLLEY FOR KSTG CYL. HEAD - 120-0911	10%	10	0.09	8.364383562	27354.33071	20592.19027	6762.140438	0%	6,762
59	15-05-2014	TROLLEY FOR KSTG CYL. HEAD - 120-0911	10%	10	0.09	8.364383562	41031.49606	30888.28541	10143.21066	0%	10,143
60	15-08-2014	TROLLEY L-1600 H-1150 W-720 - 109-0147	10%	10	0.09	8.112328767	13337.82734	9738.075637	3599.751702	0%	3,600
61	15-08-2014	TROLLEY L-1600 H-1150 W-720 - 109-0147	10%	10	0.09	8.112328767	53351.30935	38952.30255	14399.00681	0%	14,399
62	15-08-2014	TROLLEY L-1600 H-1150 W-720 - 109-0147	10%	10	0.09	8.112328767	53351.30935	38952.30255	14399.00681	0%	14,399
63	15-08-2014	TROLLEY L-1600 H-1150 W-720 - 109-0147	10%	10	0.09	8.112328767	53351.30935	38952.30255	14399.00681	0%	14,399
64	15-08-2014	TROLLEY L-1600 H-1150 W-720 - 109-0147	10%	10	0.09	8.112328767	53351.30935	38952.30255	14399.00681	0%	14,399
65	15-08-2014	TROLLEY L-1600 H-1150 W-720 - 109-0147	10%	10	0.09	8.112328767	26675.65468	19476.15127	7199.503403	0%	7,200
66	15-11-2014	TROLLEY FOR KSTG CYL. HEAD - 120-0911	10%	10	0.09	7.860273973	13719.43366	9705.465661	4013.968002	0%	4,014
67	15-11-2014	TROLLEY FOR KSTG CYL. HEAD - 120-0911	10%	10	0.09	7.860273973	57326.73267	40554.34423	16772.38844	0%	16,772

R.K. Associates Valuers & Techno Engineering Consultants Pvt. Ltd.

ANNEXURES E : FACTORY EQUIPMENT |M/S. ALICON CASTALLOY LIMITED BEARING KHEWAT NO. 671, KHATA NO. 798, RECTANGLE NO. 90, MUSTIL NO. 90, KILA NO. 6/1/2/1 (2-0), 6/1/2 (5-0), 3 (8-0), 4(7-5), 3/2(1-7), 2/1(2-15), 2/2(2-17), BHORA KALAN, TEHSIL PATUDI, DISTRICT GURUGRAM, HARYANA 122413

S.no	Capitalized On	Description	Salvage Value	Estimated Useful Life	Depreciation Factor	Life Consumed Years	Estimated Reproduction cost of asset	Depreciation	Depreciated Value	Obsolescence Factor	Fair Market Value (IN INR)
68	15-11-2014	TROLLEY FOR KSTG CYL. HEAD - 120-0911	10%	10	0.09	7.860273973	34396.0396	24332.60654	10063.43307	0%	10,063
69	15-11-2014	TROLLEY FOR KSTG CYL. HEAD - 120-0911	10%	10	0.09	7.860273973	34396.0396	24332.60654	10063.43307	0%	10,063
70	15-11-2014	TROLLEY FOR KSTG CYL. HEAD - 120-0911	10%	10	0.09	7.860273973	80257.42574	56776.08192	23481.34382	0%	23,481
71	31-03-2017	MS TROLLEY L-1500, W-850,H-1320MM109-0174	10%	10	0.09	5.484931507	77349.46757	38183.08785	39166.37972	0%	39,166
72	31-03-2017	MS TROLLEY L-1500, W-850,H-1320MM109-0174	10%	10	0.09	5.484931507	90241.0455	44546.93583	45694.10967	0%	45,694
73	31-03-2017	MS TROLLEY L-1500, W-850,H-1320MM109-0174	10%	10	0.09	5.484931507	77349.46757	38183.08785	39166.37972	0%	39,166
74	20-06-2017	WIREMESH BIN TROLLEY SIZE-1240X900X800MM 102-5388	10%	10	0.09	5.263013699	134298.9382	63613.54364	70685.39458	0%	70,685
75	24-06-2017	TROLLY 120-1519	10%	10	0.09	5.252054795	122953.668	58118.34612	64835.32184	0%	64,835
76	24-06-2017	TROLLY 120-1519	10%	10	0.09	5.252054795	122953.668	58118.34612	64835.32184	0%	64,835
77	28-06-2017	TROLLY 120-1519	10%	10	0.09	5.24109589	107584.4595	50747.44215	56837.01731	0%	56,837
78	21-03-2018	Trolley for Haridwar Supply	10%	10	0.09	4.512328767	469992.4314	190868.4332	279123.9982	0%	2,79,124
79	31-03-2018	Tools & cutter CapitalisationBinola Common	10%	10	0.09	4.484931507	7177105.833	2896994.527	4280111.306	0%	42,80,111
80	01-06-2018	Trolley For Honda	10%	10	0.09	4.315068493	153245.6075	59513.87633	93731.73115	0%	93,732
81	31-12-2018	FAN 24" ALMONARD 230V AC	10%	10	0.09	3.731506849	41051.33162	13786.49926	27264.83236	0%	27,265
82	01-03-2019	HAND PALLET TRUCK 2.5TON 1150x560x86	10%	10	0.09	3.567123288	20651.8894	6630.105205	14021.7842	0%	14,022
83	01-03-2019	Wire Mesh Bin Trolley	10%	10	0.09	3.567123288	301389.0846	96758.28201	204630.8026	0%	2,04,631
84	31-03-2019	MOTOR 3 PHASE 3HP 1440 RPM	10%	10	0.09	3.484931507	13875.63238	4352.006561	9523.625817	0%	9,524
85	31-03-2019	BOOSTER REG. VBA 10A-02GN	10%	10	0.09	3.484931507	16926.53509	5308.903389	11617.6317	0%	11,618
86	20-12-2019	Trolley for HMCL Halol	10%	10	0.09	2.761643836	413267.3167	102716.7424	310550.5743	0%	3,10,551
87	14-03-2020	TROLLEY FOR MATERAIL MOVMENT	10%	10	0.09	2.528767123	36953.91736	8410.306616	28543.61074	0%	28,544
88	14-03-2020	Trolley for core storage with wheal	10%	10	0.09	2.528767123	37375.85895	8506.335899	28869.52305	0%	28,870
89	14-03-2020	Trolly for core transfer on casting conveyor	10%	10	0.09	2.528767123	17903.59449	4074.661902	13828.93259	0%	13,829
90	14-03-2020	TROLLEY WHEEL MOVABLE 2"	10%	10	0.09	2.528767123	48078.7989	10942.20774	37136.59116	0%	37,137
91	14-03-2020	Woolen felt for core saperator with pocket	10%	10	0.09	2.528767123	150229.4054	34190.56632	116038.8391	0%	1,16,039
92	14-03-2020	MS Trolly for Core Handling	10%	10	0.09	2.528767123	80815.427	18392.70554	62422.72146	0%	62,423
93	14-03-2020	M S Trolly	10%	10	0.09	2.528767123	34937.78512	7951.457014	26986.32811	0%	26,986
94	30-06-2022	AIR COOLER	10%	10	0.09	0.232876712	0	0	0	0%	-
95	30-06-2022	2ND LOT MSIL STNDRD TROLLEY MODIFICATION	10%	10	0.09	0.232876712	0	0	0	0%	-
96	30-06-2022	COOLER & FAN	10%	10	0.09	0.232876712	0	0	0	0%	-
97	30-06-2022	TROLLEY	10%	10	0.09	0.232876712	0	0	0	0%	-
98		**TOTAL**					**1,47,14,496**				**66,78,343**

R.K.Associates Valuers & Techno Engineering Consultants Pvt. Ltd.

ANNEXURES F : ELECTRICAL AND FITTINGS |M/S. ALICON CASTALLOY LIMITED BEARING KHEWAT NO. 671, KHATA NO. 798, RECTANGLE NO. 90, MUSTIL NO. 90, KILA NO. 6/1/2/1 (2-0), 6/1/2 (5-0), 3 (8-0), 4(7-5), 3/2(1-7), 2/1(2-15), 2/2(2-17), BHORA KALAN, TEHSIL PATUDI, DISTRICT GURUGRAM, HARYANA 122413

S.no	Capitalized On	Description	Salvage Value	Estimated Useful Life	Depreciation Factor	Life Consumed Years	Estimated Reproduction cost of asset	Fair Market Value (IN INR)
1	15-11-2006	ELECTRIC FITTING & ACCESSORIES	5%	15	0.1	15.90	2,13,488	10,674
2	15-08-2006	ELECTRIC FITTING & ACCESSORIES	5%	15	0.1	16.16	1,88,641	9,432
3	15-11-2006	ELECTRIC FITTING & ACCESSORIES	5%	15	0.1	15.90	67,464	3,373
4	15-02-2007	ELECTRIC FITTING & ACCESSORIES	5%	15	0.1	15.65	55,512	2,776
5	15-02-2007	ELECTRIC FITTING & ACCESSORIES	5%	15	0.1	15.65	60,221	3,011
6	15-02-2007	ELECTRIC FITTING & ACCESSORIES	5%	15	0.1	15.65	33,235	1,662
7	15-02-2007	ELECTRIC FITTING & ACCESSORIES	5%	15	0.1	15.65	32,472	1,624
8	15-02-2007	ELECTRIC FITTING & ACCESSORIES	5%	15	0.1	15.65	75,002	3,750
9	15-02-2007	ELECTRIC FITTING & ACCESSORIES	5%	15	0.1	15.65	5,68,029	28,401
10	15-02-2007	ELECTRIC FITTING & ACCESSORIES	5%	15	0.1	15.65	28,375	1,419
11	15-02-2007	ELECTRIC FITTING & ACCESSORIES	5%	15	0.1	15.65	3,54,283	17,714
12	15-02-2007	ELECTRIC FITTING & ACCESSORIES	5%	15	0.1	15.65	15,603	780
13	15-02-2007	ELECTRIC FITTING & ACCESSORIES	5%	15	0.1	15.65	19,696	985
14	15-05-2006	FIRE FIGHTING EQUIPMENTS	5%	15	0.1	16.41	2,16,350	10,818
15	15-05-2006	FIRE FIGHTING EQUIPMENTS	5%	15	0.1	16.41	5,39,004	26,950
16	15-08-2006	FIRE FIGHTING EQUIPMENTS	5%	15	0.1	16.16	5,28,722	26,436
17	15-08-2006	FIRE FIGHTING EQUIPMENTS	5%	15	0.1	16.16	4,95,152	24,758
18	15-08-2006	FIRE FIGHTING EQUIPMENTS	5%	15	0.1	16.16	2,47,626	12,381
19	15-08-2006	FIRE FIGHTING EQUIPMENTS	5%	15	0.1	16.16	2,38,284	11,914
20	15-08-2006	FIRE FIGHTING EQUIPMENTS	5%	15	0.1	16.16	3,26,704	16,335
21	15-08-2006	REPAIR OF FIRE HYDRANT SYSTEM	5%	15	0.1	16.16	85,415	4,271
22	15-08-2006	HT PANEL	5%	15	0.1	16.16	9,34,182	46,709
23	15-11-2006	HT PANEL	5%	15	0.1	15.90	5,13,813	25,691
24	15-08-2006	LT CABLING	5%	15	0.1	16.16	3,02,791	15,140
25	15-08-2006	LT CABLING	5%	15	0.1	16.16	11,70,013	58,501
26	15-08-2006	LT CABLING	5%	15	0.1	16.16	8,04,973	40,249
27	15-08-2006	LT CABLING	5%	15	0.1	16.16	61,29,830	3,06,491
28	15-11-2006	LT CABLING	5%	15	0.1	15.90	47,74,268	2,38,713
29	15-11-2006	LT CABLING	5%	15	0.1	15.90	9,99,588	49,979
30	15-08-2006	LT PANEL	5%	15	0.1	16.16	2,29,938	11,497
31	15-08-2006	LT PANEL	5%	15	0.1	16.16	8,20,134	41,007
32	15-08-2006	LT PANEL	5%	15	0.1	16.16	6,53,912	32,696
33	15-08-2006	LT PANEL	5%	15	0.1	16.16	15,44,380	77,219
34	15-08-2006	LT PANEL	5%	15	0.1	16.16	15,43,725	77,186
35	15-08-2006	LT PANEL	5%	15	0.1	16.16	23,13,783	1,15,689
36	15-08-2006	LT PANEL	5%	15	0.1	16.16	4,69,698	23,485
37	15-08-2006	LT PANEL	5%	15	0.1	16.16	10,84,875	54,244
38	15-08-2006	LT PANEL	5%	15	0.1	16.16	5,42,028	27,101
39	15-05-2006	SEWERAGE TREATMENT PLANT	5%	15	0.1	16.41	4,70,498	23,525
40	15-05-2006	SEWERAGE TREATMENT PLANT	5%	15	0.1	16.41	2,13,174	10,659
41	15-05-2006	SEWERAGE TREATMENT PLANT	5%	15	0.1	16.41	2,68,540	13,427
42	15-08-2006	SEWERAGE TREATMENT PLANT	5%	15	0.1	16.16	32,04,848	1,60,242
43	15-02-2007	SEWERAGE TREATMENT PLANT	5%	15	0.1	15.65	2,09,333	10,467
44	15-11-2007	ECO VENTILATOR	5%	15	0.1	14.90	11,89,325	66,689

R.K.Associates Valuers & Techno Engineering Consultants Pvt. Ltd.

ANNEXURES F : ELECTRICAL AND FITTINGS |M/S. ALICON CASTALLOY LIMITED BEARING KHEWAT NO. 671, KHATA NO. 798, RECTANGLE NO. 90, MUSTIL NO. 90, KILA NO. 6/1/2/1 (2-0), 6/1/2 (5-0), 3 (8-0), 4(7-5), 3/2(1-7), 2/1(2-15), 2/2(2-17), BHORA KALAN, TEHSIL PATUDI, DISTRICT GURUGRAM, HARYANA 122413

S.no	Capitalized On	Description	Salvage Value	Estimated Useful Life	Depreciation Factor	Life Consumed Years	Estimated Reproduction cost of asset	Fair Market Value (IN INR)
45	15-02-2008	ELECTRIC INSTALLATION	5%	15	0.1	14.65	29,71,834	2,14,081
46	15-02-2008	ELECTRIC INSTALLATION	5%	15	0.1	14.65	6,80,224	49,001
47	15-02-2008	ELECTRIC INSTALLATION	5%	15	0.1	14.65	1,46,329	10,541
48	15-02-2008	ELECTRIC INSTALLATION	5%	15	0.1	14.65	4,20,072	30,260
49	15-02-2008	ELECTRIC INSTALLATION	5%	15	0.1	14.65	1,03,665	7,468
50	15-02-2008	ELECTRIC INSTALLATION	5%	15	0.1	14.65	97,835	7,048
51	15-02-2008	ELECTRIC INSTALLATION	5%	15	0.1	14.65	42,276	3,045
52	15-02-2008	ELECTRIC INSTALLATION	5%	15	0.1	14.65	55,480	3,997
53	15-02-2008	ELECTRIC INSTALLATION	5%	15	0.1	14.65	80,779	5,819
54	15-02-2008	ELECTRIC INSTALLATION	5%	15	0.1	14.65	36,256	2,612
55	15-02-2008	ELECTRIC INSTALLATION	5%	15	0.1	14.65	4,37,119	31,489
56	15-02-2008	ELECTRIC INSTALLATION	5%	15	0.1	14.65	1,59,470	11,488
57	15-02-2008	ELECTRIC INSTALLATION	5%	15	0.1	14.65	2,33,183	16,798
58	15-02-2008	ELECTRIC INSTALLATION	5%	15	0.1	14.65	1,06,228	7,652
59	15-05-2007	ELECTRIC FITTING & ACCESSORIES	5%	15	0.1	15.41	19,699	985
60	15-05-2007	ELECTRIC FITTING & ACCESSORIES	5%	15	0.1	15.41	82,300	4,115
61	15-05-2007	ELECTRIC FITTING & ACCESSORIES	5%	15	0.1	15.41	24,162	1,208
62	15-05-2007	ELECTRIC FITTING & ACCESSORIES	5%	15	0.1	15.41	88,442	4,422
63	15-05-2007	ELECTRIC FITTING & ACCESSORIES	5%	15	0.1	15.41	26,406	1,320
64	15-05-2007	ELECTRIC FITTING & ACCESSORIES	5%	15	0.1	15.41	1,19,752	5,988
65	15-05-2007	ELECTRIC FITTING & ACCESSORIES	5%	15	0.1	15.41	99,419	4,971
66	15-05-2007	ELECTRIC FITTING & ACCESSORIES	5%	15	0.1	15.41	14,801	740
67	15-05-2007	ELECTRIC FITTING & ACCESSORIES	5%	15	0.1	15.41	25,981	1,299
68	15-05-2007	ELECTRIC FITTING & ACCESSORIES	5%	15	0.1	15.41	20,669	1,033
69	15-05-2007	ELECTRIC FITTING & ACCESSORIES	5%	15	0.1	15.41	19,583	979
70	15-05-2007	ELECTRIC FITTING & ACCESSORIES	5%	15	0.1	15.41	36,347	1,817
71	15-05-2007	ELECTRIC FITTING & ACCESSORIES	5%	15	0.1	15.41	14,959	748
72	15-05-2007	ELECTRIC FITTING & ACCESSORIES	5%	15	0.1	15.41	22,285	1,114
73	15-05-2007	ELECTRIC FITTING & ACCESSORIES	5%	15	0.1	15.41	15,506	775
74	15-05-2007	ELECTRIC FITTING & ACCESSORIES	5%	15	0.1	15.41	32,910	1,645
75	15-05-2007	ELECTRIC FITTING & ACCESSORIES	5%	15	0.1	15.41	14,935	747
76	15-05-2007	ELECTRIC FITTING & ACCESSORIES	5%	15	0.1	15.41	1,38,790	6,940
77	15-05-2007	ELECTRIC FITTING & ACCESSORIES	5%	15	0.1	15.41	22,474	1,124
78	15-05-2007	ELECTRIC FITTING & ACCESSORIES	5%	15	0.1	15.41	97,703	4,885
79	15-08-2007	ELECTRIC FITTING & ACCESSORIES	5%	15	0.1	15.16	14,517	726
80	15-08-2007	ELECTRIC FITTING & ACCESSORIES	5%	15	0.1	15.16	3,51,136	17,557
81	15-08-2007	ELECTRIC FITTING & ACCESSORIES	5%	15	0.1	15.16	14,706	735
82	15-08-2007	ELECTRIC FITTING & ACCESSORIES	5%	15	0.1	15.16	17,015	851
83	15-08-2007	ELECTRIC FITTING & ACCESSORIES	5%	15	0.1	15.16	16,491	825
84	15-08-2007	ELECTRIC FITTING & ACCESSORIES	5%	15	0.1	15.16	22,606	1,130
85	15-08-2007	ELECTRIC FITTING & ACCESSORIES	5%	15	0.1	15.16	50,900	2,545
86	15-08-2007	ELECTRIC FITTING & ACCESSORIES	5%	15	0.1	15.16	42,118	2,106
87	15-08-2007	ELECTRIC FITTING & ACCESSORIES	5%	15	0.1	15.16	20,526	1,026
88	15-08-2007	ELECTRIC FITTING & ACCESSORIES	5%	15	0.1	15.16	18,026	901

R.K.Associates Valuers & Engineering Consultants Pvt. Ltd.

ANNEXURES F : ELECTRICAL AND FITTINGS |M/S. ALICON CASTALLOY LIMITED BEARING KHEWAT NO. 671, KHATA NO. 798, RECTANGLE NO. 90, MUSTIL NO. 90, KILA NO. 6/1/2/1 (2-0), 6/1/2 (5-0), 3 (8-0), 4(7-5), 3/2(1-7), 2/1(2-15), 2/2(2-17), BHORA KALAN, TEHSIL PATUDI, DISTRICT GURUGRAM, HARYANA 122413

S.no	Capitalized On	Description	Salvage Value	Estimated Useful Life	Depreciation Factor	Life Consumed Years	Estimated Reproduction cost of asset	Fair Market Value (IN INR)
89	15-08-2007	ELECTRIC FITTING & ACCESSORIES	5%	15	0.1	15.16	22,532	1,127
90	15-08-2007	ELECTRIC FITTING & ACCESSORIES	5%	15	0.1	15.16	1,03,899	5,195
91	15-08-2007	ELECTRIC FITTING & ACCESSORIES	5%	15	0.1	15.16	38,735	1,937
92	15-11-2007	ELECTRIC FITTING & ACCESSORIES	5%	15	0.1	14.90	18,108	1,015
93	15-11-2007	ELECTRIC FITTING & ACCESSORIES	5%	15	0.1	14.90	13,219	741
94	15-11-2007	ELECTRIC FITTING & ACCESSORIES	5%	15	0.1	14.90	28,880	1,619
95	15-11-2007	ELECTRIC FITTING & ACCESSORIES	5%	15	0.1	14.90	42,709	2,395
96	15-11-2007	ELECTRIC FITTING & ACCESSORIES	5%	15	0.1	14.90	40,005	2,243
97	15-11-2007	ELECTRIC FITTING & ACCESSORIES	5%	15	0.1	14.90	18,166	1,019
98	15-11-2007	ELECTRIC FITTING & ACCESSORIES	5%	15	0.1	14.90	58,699	3,291
99	15-11-2007	ELECTRIC FITTING & ACCESSORIES	5%	15	0.1	14.90	36,199	2,030
100	15-11-2007	ELECTRIC FITTING & ACCESSORIES	5%	15	0.1	14.90	1,10,903	6,219
101	15-11-2007	ELECTRIC FITTING & ACCESSORIES	5%	15	0.1	14.90	1,39,992	7,850
102	15-11-2007	ELECTRIC FITTING & ACCESSORIES	5%	15	0.1	14.90	13,374	750
103	15-11-2007	ELECTRIC FITTING & ACCESSORIES	5%	15	0.1	14.90	26,124	1,465
104	15-11-2007	ELECTRIC FITTING & ACCESSORIES	5%	15	0.1	14.90	33,443	1,875
105	15-02-2008	ELECTRIC FITTING & ACCESSORIES	5%	15	0.1	14.65	1,12,611	8,112
106	15-02-2008	ELECTRIC FITTING & ACCESSORIES	5%	15	0.1	14.65	2,21,761	15,975
107	15-02-2008	ELECTRIC FITTING & ACCESSORIES	5%	15	0.1	14.65	64,168	4,622
108	15-02-2008	ELECTRIC FITTING & ACCESSORIES	5%	15	0.1	14.65	14,341	1,033
109	15-02-2008	ELECTRIC FITTING & ACCESSORIES	5%	15	0.1	14.65	60,669	4,370
110	15-11-2007	FIRE FIGHTING EQUIPMENTS	5%	15	0.1	14.90	47,087	2,640
111	15-05-2007	LT CABLING	5%	15	0.1	15.41	12,84,022	64,201
112	15-05-2007	LT CABLING	5%	15	0.1	15.41	72,483	3,624
113	15-02-2008	LT CABLING	5%	15	0.1	14.65	1,11,110	8,004
114	15-02-2008	LT CABLING	5%	15	0.1	14.65	2,46,924	17,788
115	15-05-2008	ELECTRIC INSTALLATION	5%	15	0.1	14.41	1,07,069	9,385
116	15-05-2008	ELECTRIC INSTALLATION	5%	15	0.1	14.41	21,241	1,862
117	15-05-2008	ELECTRIC INSTALLATION	5%	15	0.1	14.41	36,153	3,169
118	15-05-2008	ELECTRIC INSTALLATION	5%	15	0.1	14.41	39,560	3,468
119	15-05-2008	ELECTRIC INSTALLATION	5%	15	0.1	14.41	30,591	2,681
120	15-05-2008	ELECTRIC INSTALLATION	5%	15	0.1	14.41	13,905	1,219
121	15-11-2008	ELECTRIC INSTALLATION	5%	15	0.1	13.90	3,84,293	45,954
122	15-11-2008	ELECTRIC INSTALLATION	5%	15	0.1	13.90	4,88,605	58,427
123	15-05-2008	ELECTRIC FITTING & ACCESSORIES	5%	15	0.1	14.41	33,885	2,970
124	15-05-2008	ELECTRIC FITTING & ACCESSORIES	5%	15	0.1	14.41	60,357	5,290
125	15-05-2008	ELECTRIC FITTING & ACCESSORIES	5%	15	0.1	14.41	32,109	2,814
126	15-05-2008	ELECTRIC FITTING & ACCESSORIES	5%	15	0.1	14.41	16,505	1,447
127	15-05-2008	ELECTRIC FITTING & ACCESSORIES	5%	15	0.1	14.41	16,492	1,446
128	15-05-2008	ELECTRIC FITTING & ACCESSORIES	5%	15	0.1	14.41	14,787	1,296
129	15-05-2008	ELECTRIC FITTING & ACCESSORIES	5%	15	0.1	14.41	85,053	7,455
130	15-05-2008	ELECTRIC FITTING & ACCESSORIES	5%	15	0.1	14.41	20,468	1,794
131	15-05-2008	ELECTRIC FITTING & ACCESSORIES	5%	15	0.1	14.41	38,523	3,377
132	15-05-2008	ELECTRIC FITTING & ACCESSORIES	5%	15	0.1	14.41	20,322	1,781

R.K. Associates Valuers & Techno Engineering Consultants Pvt. Ltd.

ANNEXURES F : ELECTRICAL AND FITTINGS |M/S. ALICON CASTALLOY LIMITED BEARING KHEWAT NO. 671, KHATA NO. 798, RECTANGLE NO. 90, MUSTIL NO. 90, KILA NO. 6/1/2/1 (2-0), 6/1/2 (5-0), 3 (8-0), 4(7-5), 3/2(1-7), 2/1(2-15), 2/2(2-17), BHORA KALAN, TEHSIL PATUDI, DISTRICT GURUGRAM, HARYANA 122413

S.no	Capitalized On	Description	Salvage Value	Estimated Useful Life	Depreciation Factor	Life Consumed Years	Estimated Reproduction cost of asset	Fair Market Value (IN INR)
133	15-08-2008	ELECTRIC FITTING & ACCESSORIES	5%	15	0.1	14.15	43,967	4,556
134	15-08-2008	ELECTRIC FITTING & ACCESSORIES	5%	15	0.1	14.15	12,950	1,342
135	15-08-2008	ELECTRIC FITTING & ACCESSORIES	5%	15	0.1	14.15	24,282	2,516
136	15-08-2008	ELECTRIC FITTING & ACCESSORIES	5%	15	0.1	14.15	31,196	3,232
137	15-08-2008	ELECTRIC FITTING & ACCESSORIES	5%	15	0.1	14.15	13,005	1,348
138	15-08-2008	ELECTRIC FITTING & ACCESSORIES	5%	15	0.1	14.15	16,837	1,745
139	15-08-2008	ELECTRIC FITTING & ACCESSORIES	5%	15	0.1	14.15	26,077	2,702
140	15-08-2008	ELECTRIC FITTING & ACCESSORIES	5%	15	0.1	14.15	18,163	1,882
141	15-08-2008	ELECTRIC FITTING & ACCESSORIES	5%	15	0.1	14.15	34,131	3,537
142	15-08-2008	ELECTRIC FITTING & ACCESSORIES	5%	15	0.1	14.15	73,421	7,608
143	15-08-2008	ELECTRIC FITTING & ACCESSORIES	5%	15	0.1	14.15	40,765	4,224
144	15-08-2008	ELECTRIC FITTING & ACCESSORIES	5%	15	0.1	14.15	62,747	6,502
145	15-08-2008	ELECTRIC FITTING & ACCESSORIES	5%	15	0.1	14.15	50,676	5,251
146	15-08-2008	ELECTRIC FITTING & ACCESSORIES	5%	15	0.1	14.15	18,163	1,882
147	15-08-2008	ELECTRIC FITTING & ACCESSORIES	5%	15	0.1	14.15	64,396	6,672
148	15-11-2008	ELECTRIC FITTING & ACCESSORIES	5%	15	0.1	13.90	19,550	2,338
149	15-11-2008	ELECTRIC FITTING & ACCESSORIES	5%	15	0.1	13.90	19,227	2,299
150	15-11-2008	ELECTRIC FITTING & ACCESSORIES	5%	15	0.1	13.90	29,128	3,483
151	15-11-2008	ELECTRIC FITTING & ACCESSORIES	5%	15	0.1	13.90	30,452	3,642
152	15-05-2008	FIRE FIGHTING EQUIPMENTS	5%	15	0.1	14.41	19,832	1,738
153	15-05-2008	FIRE FIGHTING EQUIPMENTS	5%	15	0.1	14.41	21,038	1,844
154	15-02-2009	HT PANEL	5%	15	0.1	13.65	3,21,396	43,563
155	15-02-2009	HT PANEL	5%	15	0.1	13.65	85,954	11,651
156	15 February 2009	TRANSFORMER 1600KVA	5%	15	0.1	13.65	17,43,360	2,36,301
157	15 February 2009	COOLER	5%	15	0.1	13.65	1,62,692	22,052
158	15-05-2013	AIR CIRCUIT BREAKER 1250A 4 POLE 65KA-120-1382	5%	15	0.1	9.40	1,53,094	61,926
159	15 February 2009	LED 150W HB CW LUX LEVEL-150-105-1308	5%	15	0.1	13.65	8,31,574	1,12,714
160	15 February 2009	LED 150W HB CW LUX LEVEL-150 - 105-1308	5%	15	0.1	13.65	2,57,032	34,839
161	15 February 2009	PHILIPS HIGH BAY LIGHTING 688P LED 140/NW PSD S-N	5%	15	0.1	13.65	5,73,587	77,746
162	15 February 2009	PHILIPS HIGH BAY LIGHTING BY688P LED- 120-1468	5%	15	0.1	13.65	10,17,306	1,37,889
163	31-03-2017	DEDICATED FEEDER 11KV	5%	15	0.1	5.57	1,94,66,592	1,26,02,974
164	15 February 2009	Office LED Lights	5%	15	0.1	13.65	1,33,456	18,089
165	25-03-2019	I1 KV 56f main unit with load breaker circuit	5%	15	0.1	3.57	2,57,458	1,99,293
166	25-03-2019	Capacitor Panel 1000 Kvar 1	5%	15	0.1	3.57	10,44,894	8,08,834
167	25-03-2019	Capacitor Panel 1000 Kvar	5%	15	0.1	3.57	6,94,296	5,37,442
168	25-03-2019	Main LT Panel	5%	15	0.1	3.57	47,00,324	36,38,437
169	25-03-2019	DG Sync Panel	5%	15	0.1	3.57	18,97,240	14,68,620
170	25-03-2019	MCC Panel for Core shooter	5%	15	0.1	3.57	9,31,106	7,20,753
171	24-09-2019	Supply Electrical LT/HTCables/Point Kits & Labour	5%	15	0.1	3.06	1,16,35,869	93,78,617
172	24-09-2019	MCC PANEL FOR LPDC	5%	15	0.1	3.06	2,76,563	2,22,912
173	15 February 2009	MOTOR 3 PHASE 30 HORSE POWER	5%	15	0.1	13.65	1,02,830	13,938
174	15 February 2009	MOTOR 3 PHASE 30 HORSE POWER	5%	15	0.1	13.65	1,02,830	13,938
175	28-12-2019	CABLE 4CORE 16SQMM	5%	15	0.1	2.81	54,444	44,742
176	28-12-2019	CABLE 4CORE 50SQMM	5%	15	0.1	2.81	1,76,114	1,44,730

R.K. Associates Valuers & Techno Engineering Consultants Pvt. Ltd.

ANNEXURES F : ELECTRICAL AND FITTINGS |M/S. ALICON CASTALLOY LIMITED BEARING KHEWAT NO. 671, KHATA NO. 798, RECTANGLE NO. 90, MUSTIL NO. 90, KILA NO. 6/1/2/1 (2-0), 6/1/2 (5-0), 3 (8-0), 4(7-5), 3/2(1-7), 2/1(2-15), 2/2(2-17), BHORA KALAN, TEHSIL PATUDI, DISTRICT GURUGRAM, HARYANA 122413

S.no	Capitalized On	Description	Salvage Value	Estimated Useful Life	Depreciation Factor	Life Consumed Years	Estimated Reproduction cost of asset	Fair Market Value (IN INR)
177	28-12-2019	CABLE 1.5X4 CORE POLYCAB FLEXIBLE	5%	15	0.1	2.81	21,455	17,632
178	28-12-2019	CABLE 2.5X4 CORE POLYCAB FLEXIBLE	5%	15	0.1	2.81	17,285	14,205
179	28-12-2019	CABLE TROLLEY FOR CRANE	5%	15	0.1	2.81	33,118	27,216
180	28-12-2019	BOOSTER REG. VBA20A-03GN	5%	15	0.1	2.81	30,168	24,792
181	15 February 2009	HMI 7" MODEL " G07'	5%	15	0.1	13.65	88,860	12,044
182	15 February 2009	HMI 7" MODEL " G07'	5%	15	0.1	13.65	88,860	12,044
183	28-12-2019	HV CABLE 160KVA	5%	15	0.1	2.81	2,78,402	2,28,791
184	28-12-2019	CABLE 4CORE 16SQMM	5%	15	0.1	2.81	54,444	44,742
185	28-12-2019	CABLE 24CORE 1SQMM	5%	15	0.1	2.81	2,01,290	1,65,420
186	28-12-2019	AC DRIVE -ATV 312 HD11N4	5%	15	0.1	2.81	59,018	48,501
187	14-03-2020	Supplyof Electrical LT/HTCables/Point kits &Labour	5%	15	0.1	2.56	1,45,120	1,21,551
188	15 February 2009	LED STREET LIGHT 60W MAKE HALONIX	5%	15	0.1	13.65	29,178	3,955
189	15-12-2020	HV CABLE 160KVA	5%	15	0.1	1.81	3,42,227	3,02,975
190	15 February 2009	Electricity Load Enhauncement 2000 to 2500KVA	5%	15	0.1	13.65	23,50,528	3,18,599
191	30-06-2022	11KV MAIN LINE REPAIR	-	-	-	-	-	-
192		**TOTAL**					**9,73,22,892**	**3,45,14,407**

R.K.Associates Valuers & Techno Engineering Consultants Pvt. Ltd.

ANNEXURES G : COMPUTER |M/S. ALICON CASTALLOY LIMITED BEARING KHEWAT NO. 671, KHATA NO. 798, RECTANGLE NO. 90, MUSTIL NO. 90, KILA NO. 6/1/2/1 (2-0), 6/1/2 (5-0), 3 (8-0), 4(7-5), 3/2(1-7), 2/1(2-15), 2/2(2-17), BHORA KALAN, TEHSIL PATUDI, DISTRICT GURUGRAM, HARYANA 122413

S.no	Description	Salvage Value	Estimated Useful Life	Depreciation Factor	Life Consumed Years	Estimated Reproduction cost of asset	Depreciation	Fair Market Value
1	LAPTOP	5%	3	0.32	12.90	63,622	2,59,923	3,181
2	LAPTOP	5%	3	0.32	12.41	2,49,594	9,80,505	12,480
3	LAPTOP	5%	3	0.32	10.65	61,597	2,07,723	3,080
4	BAR TENDER - PROFESSIONAL EDITION	5%	3	0.32	10.65	26,943	90,859	1,347
5	LAPTOP	5%	3	0.32	10.40	61,020	2,01,012	3,051
6	FIREWAL SECURITY SONICWALL TZ210 UTM APPLIANCES	5%	3	0.32	10.15	37,696	1,21,168	1,885
7	LAPTOP	5%	3	0.32	9.65	78,561	2,39,984	3,928
8	HP SERVER	5%	3	0.32	9.65	30,999	94,693	1,550
9	LAPTOP	5%	3	0.32	9.40	49,418	1,47,144	2,471
10	LAPTOP	5%	3	0.32	8.40	81,095	2,15,783	4,055
11	SMART FACE READER	5%	3	0.32	7.40	94,248	2,20,936	4,712
12	HP SERVER	5%	3	0.32	7.07	36,004	80,557	1,800
13	LAPTOP	5%	3	0.32	7.07	42,979	96,166	2,149
14	LAPTOP	5%	3	0.32	6.98	42,979	95,047	2,149
15	LAPTOP	5%	3	0.32	6.23	56,253	1,11,028	2,813
16	EPSON EB-32 LCD PROJECTOR FULL HD	5%	3	0.32	5.32	53,599	90,213	2,680
17	3D CAD Work Station for NPD/TMC	5%	3	0.32	4.06	1,07,162	1,37,877	5,358
18	3 6u Wall Mounted rack with patch panel and Instal	5%	3	0.32	4.06	1,40,044	1,80,183	7,002
19	3 6u Wall Mounted rack with patch panel and Instal	5%	3	0.32	4.06	12,633	16,254	632
20	Laptop for new Sales Head	5%	3	0.32	3.57	72,836	82,275	3,642
21	Laptop - Anand Kumar-SCM	5%	3	0.32	1.56	73,459	36,391	37,068
22	Lenovo Think book 15.5 Inch screen	5%	3	0.32	0.56	44,047	7,872	36,175
23	Laptop Lenovo - Sanjay Parmar					-	-	-
24	DESKTOP	5%	3	0.32	16.65	1,57,135	8,28,599	7,857
25	UPS	5%	3	0.32	15.65	9,38,607	46,52,193	46,930
26	DESKTOP	5%	3	0.32	14.90	70,561	3,33,021	3,528
27	COMPUTER & HARDWARE	5%	3	0.32	14.15	29,362	1,31,598	1,468
28	PC BASED BIOMERERIC MACHINE	5%	3	0.32	13.65	1,83,437	7,92,865	9,172
29	TIME ATTENDANCE SOFTWARE	5%	3	0.32	13.65	1,07,729	4,65,636	5,386
30	PRINTER	5%	3	0.32	13.41	17,211	73,063	861
31	DESKTOP	5%	3	0.32	13.41	40,259	1,70,901	2,013
32	DESKTOP	5%	3	0.32	12.65	33,438	1,33,939	1,672
33	DESKTOP	5%	3	0.32	12.65	66,875	2,67,877	3,344
34	PRINTER	5%	3	0.32	12.41	49,866	1,95,892	2,493
35	DESKTOP	5%	3	0.32	12.41	72,742	2,85,759	3,637

R.K. Associates Valuers & Engineering Consultants Pvt. Ltd.

ANNEXURES G : COMPUTER |M/S. ALICON CASTALLOY LIMITED BEARING KHEWAT NO. 671, KHATA NO. 798, RECTANGLE NO. 90, MUSTIL NO. 90, KILA NO. 6/1/2/1 (2-0), 6/1/2 (5-0), 3 (8-0), 4(7-5), 3/2(1-7), 2/1(2-15), 2/2(2-17), BHORA KALAN, TEHSIL PATUDI, DISTRICT GURUGRAM, HARYANA 122413

S.no	Description	Salvage Value	Estimated Useful Life	Depreciation Factor	Life Consumed Years	Estimated Reproduction cost of asset	Depreciation	Fair Market Value
36	PRINTER	5%	3	0.32	12.41	23,261	91,378	1,163
37	DESKTOP	5%	3	0.32	12.15	82,128	3,16,076	4,106
38	DESKTOP	5%	3	0.32	12.15	33,213	1,27,825	1,661
39	DESKTOP	5%	3	0.32	10.65	38,135	1,28,603	1,907
40	DESKTOP	5%	3	0.32	10.65	38,740	1,30,644	1,937
41	DESKTOP	5%	3	0.32	10.65	6,295	21,230	315
42	DESKTOP	5%	3	0.32	10.65	38,740	1,30,644	1,937
43	PRINTER	5%	3	0.32	10.40	8,419	27,734	421
44	DESKTOP	5%	3	0.32	10.40	79,902	2,63,213	3,995
45	DESKTOP	5%	3	0.32	9.90	38,740	1,21,434	1,937
46	DESKTOP	5%	3	0.32	9.40	40,436	1,20,399	2,022
47	DESKTOP	5%	3	0.32	9.40	31,235	93,003	1,562
48	DESKTOP	5%	3	0.32	9.40	60,048	1,78,794	3,002
49	DESKTOP	5%	3	0.32	9.15	1,48,304	4,29,743	7,415
50	DESKTOP	5%	3	0.32	9.15	36,925	1,06,999	1,846
51	DESKTOP	5%	3	0.32	8.90	40,799	1,14,968	2,040
52	DESKTOP	5%	3	0.32	8.90	8,112	22,858	406
53	DESKTOP	5%	3	0.32	8.40	8,475	22,551	424
54	DESKTOP	5%	3	0.32	8.15	53,389	1,37,799	2,669
55	PRINTER	5%	3	0.32	7.40	27,759	65,072	1,388
56	DESKTOP	5%	3	0.32	7.24	37,441	85,787	1,872
57	DESKTOP	5%	3	0.32	7.07	45,291	1,01,338	2,265
58	DESKTOP	5%	3	0.32	6.57	47,707	99,210	2,385
59	DESKTOP	5%	3	0.32	5.32	59,180	99,607	2,959
60	DESKTOP	5%	3	0.32	5.32	1,91,727	3,22,697	9,586
61	Dell DeskTop 4 RAM/i3 with Window 10pro	5%	3	0.32	4.57	51,186	74,028	2,559
62	SCADA Project IT- Desktop 1	5%	3	0.32	4.23	1,26,527	1,69,599	6,326
63	Competer Desktop	5%	3	0.32	4.23	1,02,372	1,37,221	5,119
64	Desktop for Binola Plant	5%	3	0.32	2.81	74,651	66,515	8,137
65	Computer Moniter	5%	3	0.32	2.06	9,010	5,878	3,132
66	Desktop (Sales & Store)	5%	3	0.32	1.81	1,01,222	58,048	43,174
67	Desktop Praveen Singh - QA	5%	3	0.32	0.31	-	-	-
68	DESKTOP I-7 Lenovo-Rahul Rana	5%	3	0.32	0.31	-	-	-
	Total					**49,73,379**		**3,61,235**

R.K. Associates Valuers & Techno Engineering Consultants Pvt. Ltd.

ANNEXURES H : DIES AND PATTERN |M/S. ALICON CASTALLOY LIMITED BEARING KHEWAT NO. 671, KHATA NO. 798, RECTANGLE NO. 90, MUSTIL NO. 90, KILA NO. 6/1/2/1 (2-0), 6/1/2 (5-0), 3 (8-0), 4(7-5), 3/2(1-7), 2/1(2-15), 2/2(2-17), BHORA KALAN, TEHSIL PATUDI, DISTRICT GURUGRAM, HARYANA 122413

S.no	Capitalized On	Description	Cum.acq.value	Salvage Value	Estimated Useful Life	Depreciation Factor	Life Consumed Years	Estimated Reproduction cost of asset	Depreciation	Depreciated Value	Obsolescence Factor	Fair Market Value
1	15-05-2006	CORE BOX-KTC	9,00,000	10%	5	0.18	16.36986301	13,35,904	39,36,342	-	0	1,33,590
2	15-05-2006	DIE KTC	26,00,000	10%	5	0.18	16.36986301	38,59,278	1,13,71,653	-	0	3,85,928
3	15-05-2008	DIE CORE BOX RACK HSG-SONAKOY	79,137	10%	5	0.18	14.36712329	1,06,200	2,74,642	-	0	10,620
4	15-05-2008	DIE M010 VALVE HSG	63,903	10%	5	0.18	14.36712329	85,756	2,21,772	-	0	8,576
5	15-05-2008	DIE RACK HOUSING FIX & MOVING	1,91,235	10%	5	0.18	14.36712329	2,56,631	6,63,670	-	0	25,663
6	15-08-2009	DIE M010	1,75,000	10%	5	0.18	13.11506849	2,41,491	5,70,091	-	0	24,149
7	15-11-2006	CORE BOX-KTC1	7,50,000	10%	5	0.18	15.86575342	10,75,549	30,71,593	-	0	1,07,555
8	15-11-2006	DIE KTC	13,00,000	10%	5	0.18	15.86575342	18,64,286	53,24,094	-	0	1,86,429
9	15-11-2006	DIE KTC	13,00,000	10%	5	0.18	15.86575342	18,64,286	53,24,094	-	0	1,86,429
10	15-02-2007	CORE BOX-KTC2	7,50,000	10%	5	0.18	15.61369863	10,77,470	30,28,193	-	0	1,07,747
11	15-02-2007	DIE KTC	9,00,000	10%	5	0.18	15.61369863	12,92,964	36,33,831	-	0	1,29,296
12	15-02-2007	DIE KTC	9,00,000	10%	5	0.18	15.61369863	12,92,964	36,33,831	-	0	1,29,296
13	15-08-2008	CORE BOX-KTC	4,32,372	10%	5	0.18	14.11506849	5,80,715	14,75,429	-	0	58,071
14	15-11-2008	DIE KTC	15,48,562	10%	5	0.18	13.8630137	20,88,575	52,11,711	-	0	2,08,858
15	15-11-2008	DIE KTC	14,97,720	10%	5	0.18	13.8630137	20,20,004	50,40,601	-	0	2,02,000
16	15-08-2009	KTC CYL HEAD DIE NO.E23/24	15,48,562	10%	5	0.18	13.11506849	21,36,939	50,44,697	-	0	2,13,694
17	15-11-2009	KTRK CYL HEAD DIE	14,90,000	10%	5	0.18	12.8630137	20,18,050	46,72,476	-	0	2,01,805
18	15-08-2013	DIE FOR CYL HEAD KTRK - 120-1335	12,78,090	10%	5	0.18	9.112328767	15,36,338	25,19,932	-	0	1,53,634
19	15-02-2013	DIE FOR CYL HEAD KTRK	14,82,584	10%	5	0.18	9.608219178	17,95,590	31,05,436	-	0	1,79,559
20	15-02-2013	DIE FOR CYL. HEAD KTRK 2 CAVITY LPDC DIE	14,72,360	10%	5	0.18	9.608219178	17,83,207	30,84,019	-	0	1,78,321
21	15-08-2013	CORE BOX FOR CYL HEAD KTR-PROJECT NO.11	4,85,674	10%	5	0.18	9.112328767	5,83,809	9,57,574	-	0	58,381
22	15-05-2008	CORE BOX-5TS	4,88,683	10%	5	0.18	14.36712329	6,55,798	16,95,947	-	0	65,580
23	15-11-2008	DIE 5TS	19,04,731	10%	5	0.18	13.8630137	25,68,947	64,10,403	-	0	2,56,895
24	15-05-2008	CORE BOX 28G	4,32,372	10%	5	0.18	14.36712329	5,80,230	15,00,523	-	0	58,023
25	15-11-2008	DIE 28 G	17,31,416	10%	5	0.18	13.8630137	23,35,194	58,27,109	-	0	2,33,519
26	15-08-2013	CORE BOX 2 CAVITY CYL HEAD 33G PROJECT N	4,85,674	10%	5	0.18	9.112328767	5,83,809	9,57,574	-	0	58,381
27	15-08-2013	DIE FOR CYL HEAD 33G - 120-1267	15,33,708	10%	5	0.18	9.112328767	18,43,606	30,23,918	-	0	1,84,361
28	15-08-2013	DIE FOR CYL HEAD 33G - 120-1267	15,33,708	10%	5	0.18	9.112328767	18,43,606	30,23,918	-	0	1,84,361
29	15-02-2009	KWFA HEAD CYL LPDC DIE NO 4 (2 CAVITY)	18,90,049	10%	5	0.18	13.6109589	25,92,609	63,51,821	-	0	2,59,261
30	15-02-2009	KWFA 2ND CORE BOX LOOSE	2,80,953	10%	5	0.18	13.6109589	3,85,388	9,44,189	-	0	38,539
31	15-02-2009	KWF 2 CAVITY DIE @2060000/-&CORE BOX@	25,25,501	10%	5	0.18	13.6109589	34,64,268	84,87,363	-	0	3,46,427
32	15-02-2010	DIE CYLINDER KTN	12,01,476	10%	5	0.18	12.6109589	16,35,534	37,12,618	-	0	1,63,553
33	15-02-2010	CORE BOX KTN	28,560	10%	5	0.18	12.6109589	38,878	88,252	-	0	3,888
34	15-11-2009	KPLA DIE NO.10 & KPLA CORE BOX NO.7	15,83,554	10%	5	0.18	12.8630137	21,44,759	49,65,851	-	0	2,14,476
35	15-02-2010	KPLA DIE NO.120-0898	12,77,060	10%	5	0.18	12.6109589	17,38,424	39,46,176	-	0	1,73,842
36	15-11-2011	DIE KVEG BFT DIE-2	8,75,000	10%	5	0.18	10.8630137	11,12,960	21,76,218	-	0	1,11,296
37	15-05-2012	DIE FOR KVEG BFT 3 CAVITY	10,11,012	10%	5	0.18	10.36438356	12,77,879	23,83,998	-	0	1,27,788
38	15-05-2012	DIE KVEG	8,75,000	10%	5	0.18	10.36438356	11,05,966	20,63,277	-	0	1,10,597
39	15-11-2011	DIE CYL HEAD GE-110	14,50,000	10%	5	0.18	10.8630137	18,44,334	36,06,304	-	0	1,84,433
40	15-11-2011	CORE BOX FOR CYL HEAD GE110	3,76,000	10%	5	0.18	10.8630137	4,78,255	9,35,152	-	0	47,825
41	15-02-2013	CORE BOX FOR CYL. HEAD UR 110	5,62,360	10%	5	0.18	9.608219178	6,81,086	11,77,925	-	0	68,109
42	15-08-2008	DIE D040	4,00,000	10%	5	0.18	14.11506849	5,37,236	13,64,962	-	0	53,724
43	15-08-2009	DIE D040	2,00,000	10%	5	0.18	13.11506849	2,75,990	6,51,533	-	0	27,599
44	15-02-2013	DIE SET (120-1351)	2,90,000	10%	5	0.18	9.608219178	3,51,225	6,07,437	-	0	35,123
45	15-08-2007	DIE KTC	69,780	10%	5	0.18	15.11780822	96,458	2,62,483	-	0	9,646
46	15-11-2008	DIE KTC	1,75,705	10%	5	0.18	13.8630137	2,36,977	5,91,338	-	0	23,698
47	15-02-2009	BOTTOM BLOCK KTC WIN LOCATIN PINS	1,71,913	10%	5	0.18	13.6109589	2,35,816	5,77,742	-	0	23,582
48	15-08-2013	STRUCTURE FOR KWPG CYLINDER HEAD -114-	3,68,090	10%	5	0.18	9.112328767	4,42,465	7,25,740	-	0	44,247
49	15-05-2013	MODIFICATION CONV 2 CAVITY/3 CAVITY DIE	99,180	10%	5	0.18	9.364383562	1,21,031	2,04,009	-	0	12,103
50	15-08-2013	CONVERSION COST OF 2 CAVITY/3 CAVITY DIE	99,180	10%	5	0.18	9.112328767	1,19,220	1,95,547	-	0	11,922
51	15-08-2013	CONV. OF 2 CAVITY TO 3 CAVITY DIE KWPG - 1	99,180	10%	5	0.18	9.112328767	1,19,220	1,95,547	-	0	11,922
52	15-11-2013	MODIFICATIN CHARGES IN BOTTOM & DIE UR	3,02,652	10%	5	0.18	8.860273973	3,63,805	5,80,214	-	0	36,380
53	15-11-2013	MODIFICATION CHARGES IN DIE FOR CYL. HEA	2,24,944	10%	5	0.18	8.860273973	2,70,396	4,31,240	-	0	27,040
54	15-02-2013	CORE BOX FOR KSTG CYL. HEAD	4,08,989	10%	5	0.18	9.608219178	4,95,335	8,56,672	-	0	49,534
55	15-02-2013	DIE FOR CYL. HEAD GE1102 CAVITY	15,88,921	10%	5	0.18	9.608219178	19,24,377	33,28,171	-	0	1,92,438

R.K. Associates Valuers & Techno Engineering Consultants Pvt. Ltd.

ANNEXURES H : DIES AND PATTERN |M/S. ALICON CASTALLOY LIMITED BEARING KHEWAT NO. 671, KHATA NO. 798, RECTANGLE NO. 90, MUSTIL NO. 90, KILA NO. 6/1/2/1 (2-0), 6/1/2 (5-0), 3 (8-0), 4(7-5), 3/2(1-7), 2/1(2-15), 2/2(2-17), BHORA KALAN, TEHSIL PATUDI, DISTRICT GURUGRAM, HARYANA 122413

S.no	Capitalized On	Description	Cum.acq.value	Salvage Value	Estimated Useful Life	Depreciation Factor	Life Consumed Years	Estimated Reproduction cost of asset	Depreciation	Depreciated Value	Obsolescence Factor	Fair Market Value
56	15-02-2013	DIE FOR UR110 CYL. HEAD 3 CAVITY	19,42,697	10%	5	0.18	9.608219178	23,52,842	40,69,192	-	0	2,35,284
57	15-11-2011	DIE KZJA BFT DIE	10,36,152	10%	5	0.18	10.8630137	13,17,938	25,77,020	-	0	1,31,794
58	15-02-2013	DIE FOR DO40	3,57,721	10%	5	0.18	9.608219178	4,33,244	7,49,286	-	0	43,324
59	15-08-2013	DIE FOR CYL HEAD 33G - 120-1267	15,33,708	10%	5	0.18	9.112328767	18,43,606	30,23,918	-	0	1,84,361
60	15-05-2013	SPARE STRUCTURE KWPGD CYL. HEAD,PROJEC	3,68,090	10%	5	0.18	9.364383562	4,49,189	7,57,147	-	0	44,919
61	15-08-2013	STRUCTURE FOR KWPG CYL. HEAD - 114-1575	3,68,090	10%	5	0.18	9.112328767	4,42,465	7,25,740	-	0	44,247
62	15-11-2014	CORE BOX FOR CYL HEAD KTRK 2 CAVITY - 12C	4,59,927	10%	5	0.18	7.860273973	5,40,719	7,65,036	-	0	54,072
63	15-11-2014	DIE FOR CYL HEAD KTRK 2CAVITY- 120-1335	16,35,296	10%	5	0.18	7.860273973	19,22,558	27,20,129	-	0	1,92,256
64	15-11-2014	DIE FOR CYL HEAD KTRK 2CAVITY- 120-1335	16,35,296	10%	5	0.18	7.860273973	19,22,558	27,20,129	-	0	1,92,256
65	15-11-2014	DIE FOR CYL HEAD KTRK 2CAVITY- 120-1335	16,35,296	10%	5	0.18	7.860273973	19,22,558	27,20,129	-	0	1,92,256
66	15-11-2014	DIE FOR CYL HEAD KTRK 2CAVITY- 120-1335	16,35,296	10%	5	0.18	7.860273973	19,22,558	27,20,129	-	0	1,92,256
67	15-11-2014	DIE FOR CYL HEAD KTRK 2CAVITY- 120-1335	14,81,987	10%	5	0.18	7.860273973	17,42,318	24,65,117	-	0	1,74,232
68	15-11-2014	DIE FOR CYL HEAD KTRK 2CAVITY- 120-1335	14,81,987	10%	5	0.18	7.860273973	17,42,318	24,65,117	-	0	1,74,232
69	15-11-2014	CORE BOX FOR CYL HEAD KTRK 2 CAVITY - 12C	4,59,927	10%	5	0.18	7.860273973	5,40,719	7,65,036	-	0	54,072
70	15-11-2014	DIE FOR KVNA CYL.HEAD 2 CAVITY - 120-1319	16,35,296	10%	5	0.18	7.860273973	19,22,558	27,20,129	-	0	1,92,256
71	15-11-2014	DIE FOR KVNA CYL.HEAD 2 CAVITY - 120-1319	16,35,296	10%	5	0.18	7.860273973	19,22,558	27,20,129	-	0	1,92,256
72	15-11-2014	CORE BOX FOR CYL. HEAD KVNA 2CAVITY - 12	4,59,927	10%	5	0.18	7.860273973	5,40,719	7,65,036	-	0	54,072
73	15-08-2014	CORE BOX FOR UR110 CYL. HEAD 3CAVITY - 1	4,59,927	10%	5	0.18	8.112328767	5,45,209	7,96,124	-	0	54,521
74	15-11-2014	DIE FOR UR110 CYL. HEAD 3CAVITY - 120-137	21,46,326	10%	5	0.18	7.860273973	25,23,357	35,70,170	-	0	2,52,336
75	15-05-2014	ADJUSTABLE CYL. PULLING PLATE - 120-1464	2,46,357	10%	5	0.18	8.364383562	2,87,790	4,33,293	-	0	28,779
76	15-08-2014	ADJUSTABLE CYL. PULLING PLATE - 120-1464	1,23,179	10%	5	0.18	8.112328767	1,46,019	2,13,220	-	0	14,602
77	15-08-2014	ADJUSTABLE CYL. PULLING PLATE - 120-1464	1,23,179	10%	5	0.18	8.112328767	1,46,019	2,13,220	-	0	14,602
78	15-11-2014	ADJUSTABLE CYL. PULLING PLATE - 120-1464	9,85,429	10%	5	0.18	7.860273973	11,58,533	16,39,150	-	0	1,15,853
79	15-11-2014	ADJUSTABLE CYL. PULLING PLATE - 120-1464	1,23,179	10%	5	0.18	7.860273973	1,44,817	2,04,894	-	0	14,482
80	15-11-2014	ADJUSTABLE CYL. PULLING PLATE - 120-1464	3,69,536	10%	5	0.18	7.860273973	4,34,450	6,14,681	-	0	43,445
81	15-02-2015	CYLINDER PULLING PLATE-114-1754	2,16,230	10%	5	0.18	7.608219178	2,53,982	3,47,823	-	0	25,398
82	05-06-2015	DIE FOR CYL. HEAD GSX-150 - 120-0446	16,87,125	10%	5	0.18	7.306849315	19,74,459	25,96,873	-	0	1,97,446
83	30-06-2015	DIE 28 G CYL HEAD DOUBLE CAVITY	15,33,708	10%	5	0.18	7.238356164	17,94,913	23,38,600	-	0	1,79,491
84	30-06-2015	CORE BOX 28 G CYL HEAD	4,80,368	10%	5	0.18	7.238356164	5,62,180	7,32,466	-	0	56,218
85	30-06-2015	DIE FOR CYLINDER HEAD 33 G 120-1267	15,33,708	10%	5	0.18	7.238356164	17,94,913	23,38,600	-	0	1,79,491
86	30-06-2015	CORE BOX 2 CAVITY CYLINDER HEAD 33G	4,80,562	10%	5	0.18	7.238356164	5,62,406	7,32,761	-	0	56,241
87	03-07-2015	CORE BOX 08 K 119-1136	4,85,688	10%	5	0.18	7.230136986	5,70,484	7,42,441	-	0	57,048
88	13-07-2015	DIE CYL HEAD 08 K (2 CAVITY) AC 1/AC2 119-	19,17,188	10%	5	0.18	7.202739726	22,51,907	29,19,582	-	0	2,25,191
89	21-01-2016	CORE BOX FOR CYL. HEAD GSX-150	4,34,563	10%	5	0.18	6.676712329	5,17,529	6,21,970	-	0	51,753
90	07-02-2016	DIE FOR CYL. HEAD GSX-150 - 120-0446	16,87,125	10%	5	0.18	6.630136986	20,16,703	24,06,783	-	0	2,01,670
91	07-02-2016	DIE CYL HEAD 08 K (2 CAVITY) AC 1/AC2 119-	14,82,625	10%	5	0.18	6.630136986	17,72,254	21,15,052	-	0	1,77,225
92	20-02-2016	CORE BOX FOR CYL HEAD KTRK 2 CAVITY - 12C	4,34,563	10%	5	0.18	6.594520548	5,19,454	6,16,599	-	0	51,945
93	23-03-2016	DIE FOR CYL HEAD AAGF 2 CAVITY 120-1522	14,31,500	10%	5	0.18	6.506849315	17,46,892	20,46,018	-	0	1,74,689
94	23-03-2016	DIE FOR D040 CYL HEAD WITH STRUCTURE 12	2,84,008	10%	5	0.18	6.506849315	3,46,581	4,05,927	-	0	34,658
95	31-03-2016	DIE CYL HEAD 08 K (2 CAVITY) AC 1/AC2 119-	14,82,625	10%	5	0.18	6.484931507	18,09,281	21,11,952	-	0	1,80,928
96	31-03-2016	CORE BOX 08 K 119-1136	4,34,563	10%	5	0.18	6.484931507	5,30,307	6,19,020	-	0	53,031
97	25-05-2016	DIES & COREBOX TATA CUB CYL HEAD	3,37,116	10%	5	0.18	6.334246575	4,01,850	4,58,175	-	0	40,185
98	29-08-2016	CYL HEAD KTRK - 119-0038	14,82,625	10%	5	0.18	6.071232877	17,80,536	19,45,808	-	0	1,78,054
99	29-08-2016	CORE BOX FOR CYL HEAD KTRK 2 CAVITY - 12C	4,60,125	10%	5	0.18	6.071232877	5,52,580	6,03,872	-	0	55,258
100	24-09-2016	CONNECTOR & STALK PLATE KWPG,4CAVITY N	34,561	10%	5	0.18	6	41,045	44,328	-	0	4,104
101	30-09-2016	DIE FOR CH-115E TWIN DIE	18,90,811	10%	5	0.18	5.983561644	22,45,557	24,18,557	-	0	2,24,556
102	30-09-2016	CORE BOX FOR CH-115E TWIN DIE	4,85,479	10%	5	0.18	5.983561644	5,76,562	6,20,981	-	0	57,656
103	03-10-2016	CYL HEAD KTRK - 119-0038	14,82,625	10%	5	0.18	5.975342466	17,67,322	19,00,864	-	0	1,76,732
104	05-12-2016	DIE FOR RECARDO CYL. HEAD - 120-1486	16,87,125	10%	5	0.18	5.802739726	20,01,806	20,90,872	-	0	2,00,181
105	30-12-2016	KVEG-BFT FIXTURE 129-3995	1,40,000	10%	5	0.18	5.734246575	1,66,113	1,71,456	-	0	16,611
106	06-01-2017	CORE BOX FOR K63G DIE	4,34,563	10%	5	0.18	5.715068493	5,16,093	5,30,911	-	0	51,609
107	06-01-2017	CORE BOX FOR K55 CYL HEAD	4,34,563	10%	5	0.18	5.715068493	5,16,093	5,30,911	-	0	51,609
108	06-02-2017	DIE FOR KWPG CYL HEAD, 4 CAVITY	26,04,308	10%	5	0.18	5.630136986	30,90,060	31,31,543	-	0	3,09,006
109	04-03-2017	CORE BOX FOR RECARDO CYL. HEAD	4,60,125	10%	5	0.18	5.55890411	5,48,479	5,48,810	-	0	54,848
110	04-03-2017	CORE BOX FOR KWPG CYL HEAD, 4 CAVITY	9,71,375	10%	5	0.18	5.55890411	11,57,901	11,58,599	-	0	1,15,790

R.K. Associates Valuers & Techno Engineering Consultants Pvt. Ltd.

ANNEXURES H : DIES AND PATTERN |M/S. ALICON CASTALLOY LIMITED BEARING KHEWAT NO. 671, KHATA NO. 798, RECTANGLE NO. 90, MUSTIL NO. 90, KILA NO. 6/1/2/1 (2-0), 6/1/2 (5-0), 3 (8-0), 4(7-5), 3/2(1-7), 2/1(2-15), 2/2(2-17), BHORA KALAN, TEHSIL PATUDI, DISTRICT GURUGRAM, HARYANA 122413

S.no	Capitalized On	Description	Cum.acq.value	Salvage Value	Estimated Useful Life	Depreciation Factor	Life Consumed Years	Estimated Reproduction cost of asset	Depreciation	Depreciated Value	Obsolescence Factor	Fair Market Value
111	16-03-2017	CORE BOX FOR KWPG CYL HEAD, 4 CAVITY	4,85,688	10%	5	0.18	5.526027397	5,78,950	5,75,873	3,077	0	57,895
112	24-03-2017	DIE FOR KWPG CYL HEAD, 4 CAVITY	26,04,308	10%	5	0.18	5.504109589	31,04,393	30,75,645	28,748	0	3,10,439
113	04-04-2017	DIE FOR KWPG CYL HEAD, 4 CAVITY	26,04,308	10%	5	0.18	5.473972603	30,56,196	30,11,316	44,880	0	3,05,620
114	28-04-2017	DIE FOR KWPG CYL HEAD, 4 CAVITY	26,69,640	10%	5	0.18	5.408219178	31,32,865	30,49,780	83,085	0	3,13,287
115	28-04-2017	M08K	4,34,563	10%	5	0.18	5.408219178	5,09,966	4,96,441	13,525	0	50,997
116	28-04-2017	M08K	14,82,625	10%	5	0.18	5.408219178	17,39,884	16,93,741	46,143	0	1,73,988
117	14-05-2017	M08K	14,82,625	10%	5	0.18	5.364383562	17,44,664	16,84,628	60,036	0	1,74,466
118	27-06-2017	GSX-150 / M34J	16,87,125	10%	5	0.18	5.243835616	19,96,276	18,84,266	1,12,010	0	1,99,628
119	16-01-2018	KTRK Twin Cavity Cylinder Head LPDC Die	21,50,625	10%	5	0.18	4.687671233	25,30,726	21,35,378	3,95,348	0	3,95,348
120	16-01-2018	KTRK Family Core Box 5 Sand Cores	8,50,000	10%	5	0.18	4.687671233	10,00,229	8,43,974	1,56,255	0	1,56,255
121	01-12-2017	Cyl. Head (Dwg No-11110-08K00) 6th Die	29,00,000	10%	5	0.18	4.81369863	34,31,400	29,73,190	4,58,209	0	4,58,209
122	01-09-2017	GSX-150 Cyl. Head Core Box 3	4,25,000	10%	5	0.18	5.063013699	4,97,835	4,53,698	44,137	0	49,784
123	01-09-2017	AABM BFT Die(Drg No-53230-AAB-A000)	12,50,000	10%	5	0.18	5.063013699	14,64,221	13,34,406	1,29,814	0	1,46,422
124	01-12-2017	KTKR Die 61 62	16,50,000	10%	5	0.18	4.81369863	19,52,348	16,91,643	2,60,705	0	2,60,705
125	15-12-2017	RICARO CYL. HEAD 298 3rd Core box (97271 1	5,25,000	10%	5	0.18	4.775342466	6,21,202	5,33,961	87,241	0	87,241
126	15-12-2017	KTKR Die 63 64	16,50,000	10%	5	0.18	4.775342466	19,52,348	16,78,164	2,74,185	0	2,74,185
127	01-10-2017	KTRK Cyl. Head Die AC 53-54(27TH Die)	16,50,000	10%	5	0.18	4.980821918	19,41,621	17,40,756	2,00,865	0	2,00,865
128	01-10-2017	KTRK Cyl. Head Core Box14	4,25,000	10%	5	0.18	4.980821918	5,00,114	4,48,377	51,738	0	51,738
129	01-10-2017	GSX-150 Cyl. Head Die AC 9-10(5TH Die)	16,50,000	10%	5	0.18	4.980821918	19,41,621	17,40,756	2,00,865	0	2,00,865
130	01-10-2017	KTRK Cyl. Head Core Box	4,25,000	10%	5	0.18	4.980821918	5,00,114	4,48,377	51,738	0	51,738
131	01-10-2017	KTRK Cyl. Head Die AC 55-56(28TH Die)	16,50,000	10%	5	0.18	4.980821918	19,41,621	17,40,756	2,00,865	0	2,00,865
132	05-10-2017	KTRK Cyl. Head Die AC 57-58(29TH Die)	16,50,000	10%	5	0.18	4.969863014	19,41,621	17,36,926	2,04,695	0	2,04,695
133	23-10-2017	KTRK Cyl. Head Die AC 59-60(30TH Die)	16,50,000	10%	5	0.18	4.920547945	19,41,621	17,19,691	2,21,930	0	2,21,930
134	01-03-2018	Die 08K Cylinder Head 08 15 16	14,50,000	10%	5	0.18	4.567123288	16,98,496	13,96,303	3,02,193	0	3,02,193
135	01-03-2018	Die XF1C1 Cyl Head Dwg No-11110X41K00-1C	16,50,000	10%	5	0.18	4.567123288	19,32,771	15,88,897	3,43,874	0	3,43,874
136	01-03-2018	Core Box XF1C1 Cyl Head 11110X41K00-1Cavi	6,00,000	10%	5	0.18	4.567123288	7,02,826	5,77,781	1,25,045	0	1,25,045
137	01-03-2018	Die of ABWA-BFT-AC-1-2-3-4	17,50,000	10%	5	0.18	4.567123288	20,49,909	16,85,194	3,64,715	0	3,64,715
138	01-03-2018	CORE BOX-08K CYL HEAD CB	9,00,000	10%	5	0.18	4.567123288	10,54,239	8,66,671	1,87,568	0	1,87,568
139	20-03-2018	GSX Cyl.Head Die	16,50,000	10%	5	0.18	4.515068493	19,32,771	15,70,787	3,61,984	0	3,61,984
140	05-10-2018	Die - KTRK, CORE BOX -KTRK	19,00,000	10%	5	0.18	3.969863014	22,27,646	15,91,821	6,35,825	0	6,35,825
141	30-09-2018	Die - 08K(4C), CORE BOX -08k	32,50,000	10%	5	0.18	3.983561644	38,03,506	27,27,270	10,76,236	0	10,76,236
142	30-09-2018	New die for KTRK	15,66,576	10%	5	0.18	3.983561644	18,33,379	13,14,608	5,18,771	0	5,18,771
143	30-09-2018	AAFB 4 Cavity	37,740	10%	5	0.18	3.983561644	44,167	31,670	12,498	0	12,498
144	30-09-2018	08K-4-Cavity 1st Die	26,50,000	10%	5	0.18	3.983561644	31,01,321	22,23,774	8,77,546	0	8,77,546
145	30-09-2018	Die Cylinder Head KTRK	21,74,906	10%	5	0.18	3.983561644	25,45,313	18,25,094	7,20,219	0	7,20,219
146	30-09-2018	Core Box KTRK	6,00,000	10%	5	0.18	3.983561644	7,02,186	5,03,496	1,98,690	0	1,98,690
147	30-09-2018	CYLINDER HEAD DIE-08K-17-18 and AC19-20	33,00,000	10%	5	0.18	3.983561644	38,62,022	27,69,228	10,92,793	0	10,92,793
148	30-09-2018	K24 CYL. HEAD DIE WITH SAND MOULDE # 40	28,00,000	10%	5	0.18	3.983561644	32,76,867	23,49,648	9,27,219	0	9,27,219
149	30-09-2018	XF1C1 Die (02)and Core box(02)	9,00,000	10%	5	0.18	3.983561644	10,53,279	7,55,244	2,98,035	0	2,98,035
150	31-12-2018	COREBOX STRUCTURE BAJAJ B108D CT100	1,70,000	10%	5	0.18	3.731506849	2,01,336	1,35,232	66,105	0	66,105
151	15-01-2019	XF3Z1 - Head Cylinder(Dwg. No-11110-02L00)	5,75,000	10%	5	0.18	3.690410959	6,91,183	4,59,135	2,32,048	0	2,32,048
152	15-01-2019	XF3Z1 - Head Cylinder(Dwg No-11110-02L00)	25,00,000	10%	5	0.18	3.690410959	30,05,145	19,96,240	10,08,905	0	10,08,905
153	31-12-2018	08K-4-Cavity 2nd Die	25,00,000	10%	5	0.18	3.731506849	29,60,829	19,88,704	9,72,125	0	9,72,125
154	01-03-2019	COREBOX STRUCTURE BAJAJ B108D CT100	1,70,000	10%	5	0.18	3.567123288	2,04,925	1,31,579	73,346	0	73,346
155	01-03-2019	KTM Cylinder Head Core box 1	7,00,000	10%	5	0.18	3.567123288	8,43,809	5,41,794	3,02,014	0	3,02,014
156	20-03-2019	KTM Cylinder Head Core box 2	7,50,000	10%	5	0.18	3.515068493	9,04,081	5,72,023	3,32,058	0	3,32,058
157	01-03-2019	KTM Cylinder Head Core box 3	4,25,000	10%	5	0.18	3.567123288	5,12,312	3,28,947	1,83,366	0	1,83,366
158	20-03-2019	Dies and KTM 635 2nd fixture Tooling	5,37,552	10%	5	0.18	3.515068493	6,47,987	4,09,989	2,37,998	0	2,37,998
159	20-03-2019	Dies and KTM 635 2nd fixture Tooling	60,000	10%	5	0.18	3.515068493	72,326	45,762	26,565	0	26,565
160	01-03-2019	DIE KTM 635/636 CYL.HEAD (AC 3)	22,00,000	10%	5	0.18	3.567123288	26,51,970	17,02,783	9,49,187	0	9,49,187
161	01-03-2019	K24 CYL. HEAD DIE WITH SAND MOULDE # 40	28,00,000	10%	5	0.18	3.567123288	33,75,235	21,67,178	12,08,057	0	12,08,057
162	21-09-2019	DIE BFT ABZA AC 1-2-3-4 53230-ABZA-0000	11,00,000	10%	5	0.18	3.008219178	13,05,171	7,06,723	5,98,448	0	5,98,448
163	21-09-2019	CORE BOX PIPE INLET 17110-K0VA-A010	6,50,000	10%	5	0.18	3.008219178	7,71,237	4,17,609	3,53,628	0	3,53,628
164	21-09-2019	DIE PIPE INLET 17110-K0VA-A010	13,80,000	10%	5	0.18	3.008219178	16,37,396	8,86,616	7,50,780	0	7,50,780
165	21-09-2019	DIE PIPE COMP INLET 17110-K1KA-D010	13,00,000	10%	5	0.18	3.008219178	15,42,475	8,35,218	7,07,256	0	7,07,256

ANNEXURES H : DIES AND PATTERN |M/S. ALICON CASTALLOY LIMITED BEARING KHEWAT NO. 671, KHATA NO. 798, RECTANGLE NO. 90, MUSTIL NO. 90, KILA NO. 6/1/2/1 (2-0), 6/1/2 (5-0), 3 (8-0), 4(7-5), 3/2(1-7), 2/1(2-15), 2/2(2-17), BHORA KALAN, TEHSIL PATUDI, DISTRICT GURUGRAM, HARYANA 122413

S.no	Capitalized On	Description	Cum.acq.value	Salvage Value	Estimated Useful Life	Depreciation Factor	Life Consumed Years	Estimated Reproduction cost of asset	Depreciation	Depreciated Value	Obsolescence Factor	Fair Market Value
166	21-09-2019	COREBOX PIPE COMP INLET 17110-K1KA-D01(	6,50,000	10%	5	0.18	3.008219178	7,71,237	4,17,609	3,53,628	0	3,53,628
167	21-09-2019	DIE 1914 - KTRK CYL. HEAD 19TH	21,50,000	10%	5	0.18	3.008219178	25,51,016	13,81,323	11,69,693	0	11,69,693
168	21-09-2019	CORE BOX 1915 - KTRK CYL. HEAD 9TH	6,00,000	10%	5	0.18	3.008219178	7,11,911	3,85,485	3,26,426	0	3,26,426
169	21-09-2019	DIE 1914 - KTRK CYL. HEAD 20TH	21,50,000	10%	5	0.18	3.008219178	25,51,016	13,81,323	11,69,693	0	11,69,693
170	21-09-2019	COREBOX 1915 - KTRK CYL. HEAD 10TH	6,00,000	10%	5	0.18	3.008219178	7,11,911	3,85,485	3,26,426	0	3,26,426
171	21-09-2019	DIE CYL. HEAD XF1C1 AC-2 11110-41K00	24,50,000	10%	5	0.18	3.008219178	29,06,971	15,74,065	13,32,906	0	13,32,906
172	21-09-2019	CORE BOX CYL. HEAD XF1C1 CB-2 11110-41K0	5,50,000	10%	5	0.18	3.008219178	6,52,585	3,53,362	2,99,224	0	2,99,224
173	21-09-2019	DIE CYL. HEAD XF3Z1 AC-5-6-7-8 11111X02	25,00,000	10%	5	0.18	3.008219178	29,66,297	16,06,189	13,60,108	0	13,60,108
174	21-09-2019	CORE BOX CYL. HEAD XF3Z1 CB-2 11111X02L0	5,50,000	10%	5	0.18	3.008219178	6,52,585	3,53,362	2,99,224	0	2,99,224
175	21-09-2019	DIE CYL. HEAD XF3Z1 3rd AC 9-10-11-12 1111	25,00,000	10%	5	0.18	3.008219178	29,66,297	16,06,189	13,60,108	0	13,60,108
176	21-09-2019	COREBOX CYL. HEAD XF3Z1 CB-3 11111X02L0	5,50,000	10%	5	0.18	3.008219178	6,52,585	3,53,362	2,99,224	0	2,99,224
177	21-09-2019	Die Cylinder head XF3Z1 5th 2209	25,00,000	10%	5	0.18	3.008219178	29,66,297	16,06,189	13,60,108	0	13,60,108
178	21-09-2019	Core Box 2209 CB 5th XF3Z1 Cylinder Head	5,50,000	10%	5	0.18	3.008219178	6,52,585	3,53,362	2,99,224	0	2,99,224
179	21-09-2019	Die & Core Box 2209 CB 6th XF3Z1 Cylinder He	30,50,000	10%	5	0.18	3.008219178	36,18,883	19,59,551	16,59,332	0	16,59,332
180	23-09-2019	KTM619 FRONT Die	19,82,256	10%	5	0.18	3.002739726	23,51,984	12,71,231	10,80,753	0	10,80,753
181	23-09-2019	KTM 619 FRONT Core Box	9,92,596	10%	5	0.18	3.002739726	11,77,734	6,36,557	5,41,177	0	5,41,177
182	23-09-2019	KTM 619 REAR Die	19,92,120	10%	5	0.18	3.002739726	23,63,688	12,77,557	10,86,131	0	10,86,131
183	23-09-2019	KTM 619 REAR Core Box	9,96,962	10%	5	0.18	3.002739726	11,82,914	6,39,357	5,43,557	0	5,43,557
184	23-09-2019	K10 CB / YL7 CYLINDER HEAD DIE M7	2,00,000	10%	5	0.18	3.002739726	2,37,304	1,28,261	1,09,043	0	1,09,043
185	23-09-2019	KTM 636 BLOCK	1,19,000	10%	5	0.18	3.002739726	1,41,196	76,315	64,880	0	64,880
186	23-09-2019	KTM BASE PLATE 1548 DIE	1,18,000	10%	5	0.18	3.002739726	1,40,009	75,674	64,335	0	64,335
187	23-09-2019	KTM BOTTOM CAVITY 635 SPARE	2,60,000	10%	5	0.18	3.002739726	3,08,495	1,66,739	1,41,756	0	1,41,756
188	19-12-2019	K1LA Pipe Inlet Die	14,99,842	10%	5	0.18	2.764383562	17,73,042	8,82,246	8,90,796	0	8,90,796
189	19-12-2019	K1LA Pipe Inlet Core Box	5,50,000	10%	5	0.18	2.764383562	6,50,184	3,23,524	3,26,660	0	3,26,660
190	19-12-2019	B106 Cyl Head Core Box Bajaj	1,75,000	10%	5	0.18	2.764383562	2,06,877	1,02,940	1,03,937	0	1,03,937
191	19-12-2019	KTRK Die Satyam Precision	21,50,000	10%	5	0.18	2.764383562	25,41,628	12,64,686	12,76,942	0	12,76,942
192	19-12-2019	KTRK Core Box Satyam Precision	6,00,000	10%	5	0.18	2.764383562	7,09,292	3,52,936	3,56,356	0	3,56,356
193	19-12-2019	K0VA Die 2A-H	14,00,000	10%	5	0.18	2.764383562	16,55,014	8,23,517	8,31,497	0	8,31,497
194	19-12-2019	K0VA Core Box 2	6,00,000	10%	5	0.18	2.764383562	7,09,292	3,52,936	3,56,356	0	3,56,356
195	19-12-2019	KTRK Die Satyam Precision	21,50,000	10%	5	0.18	2.764383562	25,41,628	12,64,686	12,76,942	0	12,76,942
196	19-12-2019	KTRK Core Box Satyam Precision	6,00,000	10%	5	0.18	2.764383562	7,09,292	3,52,936	3,56,356	0	3,56,356
197	13-03-2020	DIE 17110-K0VA-A010 PIPE COMP INLET	14,00,000	10%	5	0.18	2.531506849	16,68,831	7,60,438	9,08,393	0	9,08,393
198	13-03-2020	Core Box K0VA Pipe Inlet CB-3	6,00,000	10%	5	0.18	2.531506849	7,15,213	3,25,902	3,89,311	0	3,89,311
199	13-03-2020	DIE K0VA Pipe Inlet 4AH	14,00,000	10%	5	0.18	2.531506849	16,68,831	7,60,438	9,08,393	0	9,08,393
200	13-03-2020	Core Box K0VA Pipe Inlet CB 4	6,00,000	10%	5	0.18	2.531506849	7,15,213	3,25,902	3,89,311	0	3,89,311
201	13-03-2020	Die for K0ZA Pipe Inlet	14,00,000	10%	5	0.18	2.531506849	16,68,831	7,60,438	9,08,393	0	9,08,393
202	13-03-2020	Die for K0ZA Pipe Inlet	5,400	10%	5	0.18	2.531506849	6,437	2,933	3,504	0	3,504
203	13-03-2020	Die for K0ZA Pipe Inlet	43,200	10%	5	0.18	2.531506849	51,495	23,465	28,030	0	28,030
204	13-03-2020	Corebox for K0ZA Pipe	6,00,000	10%	5	0.18	2.531506849	7,15,213	3,25,902	3,89,311	0	3,89,311
205	13-03-2020	KTRK Die	21,50,000	10%	5	0.18	2.531506849	25,62,848	11,67,816	13,95,032	0	13,95,032
206	13-03-2020	KTRK Core Box.	6,00,000	10%	5	0.18	2.531506849	7,15,213	3,25,902	3,89,311	0	3,89,311
207	31-03-2020	DIE 12201AAWB010A00 HEAD CYL.CAST AC 1-	19,00,000	10%	5	0.18	2.482191781	22,64,842	10,11,919	12,52,923	0	12,52,923
208	31-03-2020	KTRK Die	21,50,000	10%	5	0.18	2.482191781	25,62,848	11,45,066	14,17,781	0	14,17,781
209	31-03-2020	KTRK Core Box	6,00,000	10%	5	0.18	2.482191781	7,15,213	3,19,553	3,95,660	0	3,95,660
210	15-09-2020	Die XF3Z1 Cylinder Head 4th	25,00,000	10%	5	0.18	2.021917808	29,28,441	10,65,792	18,62,649	0	18,62,649
211	15-09-2020	Core Box XF3Z1 CYL Head	5,50,000	10%	5	0.18	2.021917808	6,44,257	2,34,474	4,09,783	0	4,09,783
212	15-09-2020	Die K1KA Pipe Inlet 2 A-H	14,00,000	10%	5	0.18	2.021917808	16,39,927	5,96,844	10,43,083	0	10,43,083
213	15-09-2020	Core Box K1KA Pipe Inlet CB 2	6,00,000	10%	5	0.18	2.021917808	7,02,826	2,55,790	4,47,036	0	4,47,036
214	15-09-2020	Die & Core Box K0LA	21,95,000	10%	5	0.18	2.021917808	25,71,171	9,35,765	16,35,406	0	16,35,406
215	15-09-2020	Core Box K0LA	5,00,000	10%	5	0.18	2.021917808	5,85,688	2,13,158	3,72,530	0	3,72,530
216	15-09-2020	Die K0LA	21,95,000	10%	5	0.18	2.021917808	25,71,171	9,35,765	16,35,406	0	16,35,406
217	15-09-2020	Core Box K0LA	5,00,000	10%	5	0.18	2.021917808	5,85,688	2,13,158	3,72,530	0	3,72,530
218	24-12-2020	DIE K0LA	21,95,000	10%	5	0.18	1.747945205	25,34,209	7,97,339	17,36,871	0	17,36,871
219	24-12-2020	Core Box K0LA	5,00,000	10%	5	0.18	1.747945205	5,77,269	1,81,626	3,95,643	0	3,95,643
220	24-12-2020	DIE ABAZ BFT	9,00,000	10%	5	0.18	1.747945205	10,39,084	3,26,927	7,12,157	0	7,12,157

P.K.Associates Valuers & Techno Engineering Consultants Pvt. Ltd.

ANNEXURES H : DIES AND PATTERN |M/S. ALICON CASTALLOY LIMITED BEARING KHEWAT NO. 671, KHATA NO. 798, RECTANGLE NO. 90, MUSTIL NO. 90, KILA NO. 6/1/2/1 (2-0), 6/1/2 (5-0), 3 (8-0), 4(7-5), 3/2(1-7), 2/1(2-15), 2/2(2-17), BHORA KALAN, TEHSIL PATUDI, DISTRICT GURUGRAM, HARYANA 122413

S.no	Capitalized On	Description	Cum.acq.value	Salvage Value	Estimated Useful Life	Depreciation Factor	Life Consumed Years	Estimated Reproduction cost of asset	Depreciation	Depreciated Value	Obsolescence Factor	Fair Market Value
221	24-12-2020	DIE AAWA BFT	9,00,000	10%	5	0.18	1.747945205	10,39,084	3,26,927	7,12,157	0	7,12,157
222	24-12-2020	Core Box AANN	5,50,000	10%	5	0.18	1.747945205	6,34,996	1,99,789	4,35,207	0	4,35,207
223	24-12-2020	Core Box AANN	51,000	10%	5	0.18	1.747945205	58,881	18,526	40,356	0	40,356
224	24-12-2020	Core Box AANN	5,50,000	10%	5	0.18	1.747945205	6,34,996	1,99,789	4,35,207	0	4,35,207
225	31-12-2020	2005 KTM REAR CYL HEAD (61736120100) DIE	19,50,000	10%	5	0.18	1.728767123	22,51,348	7,00,570	15,50,778	0	15,50,778
226	31-12-2020	2132D AAFB CYL.HEAD 4 CAVITY 12TH DIE	24,00,000	10%	5	0.18	1.728767123	27,70,889	8,62,240	19,08,649	0	19,08,649
227	20-03-2021	Die & Core Box KTM Bottom	1,30,000	10%	5	0.18	1.512328767	1,43,885	39,168	1,04,716	0	1,04,716
228	20-03-2021	DIE M34 11111M34J00100 (GSX) CH AC 13-14	10,00,000	10%	5	0.18	1.512328767	11,06,804	3,01,293	8,05,511	0	8,05,511
229	20-03-2021	CORE BOX M34 11111M34J00100 (GSX) CH CE	2,00,000	10%	5	0.18	1.512328767	2,21,361	60,259	1,61,102	0	1,61,102
230	20-03-2021	Die & Core Box K1KA Head Cyl	26,95,000	10%	5	0.18	1.512328767	29,82,838	8,11,986	21,70,852	0	21,70,852
231	20-03-2021	Die K0NA Head Cyl	21,95,000	10%	5	0.18	1.512328767	24,29,436	6,61,339	17,68,097	0	17,68,097
232	20-03-2021	Core Box K0NA	5,00,000	10%	5	0.18	1.512328767	5,53,402	1,50,647	4,02,756	0	4,02,756
233	20-03-2021	Die ACNA BFT	14,50,000	10%	5	0.18	1.512328767	16,04,866	4,36,875	11,67,991	0	11,67,991
234	31-03-2021	CORE BOX EXHAUST GAS RECI	4,25,000	10%	5	0.18	1.482191781	4,70,392	1,25,498	3,44,894	0	3,44,894
235	31-03-2021	COMBINED DIE INLET HSG& O	4,25,000	10%	5	0.18	1.482191781	4,70,392	1,25,498	3,44,894	0	3,44,894
236	31-03-2021	COREBOX AALL-XM (CB1)	5,00,000	10%	5	0.18	1.482191781	5,53,402	1,47,645	4,05,758	0	4,05,758
237	31-03-2021	2116D AANN CYLINDER HEAD 1ST DIE	18,00,000	10%	5	0.18	1.482191781	19,92,248	5,31,521	14,60,727	0	14,60,727
238	31-03-2021	DIE 12200 K1KA D020 CYL.HEAD DIE #3AB	18,00,000	10%	5	0.18	1.482191781	19,92,248	5,31,521	14,60,727	0	14,60,727
239	31-03-2021	COREBOX 12200K0NAD020 HEAD COMP (CB6	4,75,000	10%	5	0.18	1.482191781	5,25,732	1,40,262	3,85,470	0	3,85,470
240	31-03-2021	COREBOX 12200K0NAD020 HEAD COMP (CB8	4,75,000	10%	5	0.18	1.482191781	5,25,732	1,40,262	3,85,470	0	3,85,470
241	31-03-2021	COREBOX 12200K0NAD020 HEAD COMP (CB9	4,75,000	10%	5	0.18	1.482191781	5,25,732	1,40,262	3,85,470	0	3,85,470
242	31-03-2021	12201AANB000A00 HEAD CYLINDER (CB5)	4,50,000	10%	5	0.18	1.482191781	4,98,062	1,32,880	3,65,182	0	3,65,182
243	31-03-2021	CORE BOX 12200 K1KA D020 CYL.HEAD CB #3	5,02,340	10%	5	0.18	1.482191781	5,55,992	1,48,336	4,07,656	0	4,07,656
244	31-03-2021	CORE BOX 12200-K1LA-D020 CYL.HEAD CB#2	5,00,000	10%	5	0.18	1.482191781	5,53,402	1,47,645	4,05,758	0	4,05,758
245	31-03-2021	2203 DIE K1KA CYL. HEAD A-B	18,50,000	10%	5	0.18	1.482191781	20,47,588	5,46,285	15,01,303	0	15,01,303
246	31-03-2021	2275 DIE CYL.HEAD KONA 4A-4B	16,50,000	10%	5	0.18	1.482191781	18,26,227	4,87,227	13,39,000	0	13,39,000
247	31-03-2021	DIE CYL.HEAD 12201ACK0000A00	24,00,000	10%	5	0.18	1.482191781	26,56,331	7,08,694	19,47,636	0	19,47,636
248	31-03-2021	DIE 12201ABS2000A00 HEAD CYLINDER	17,50,000	10%	5	0.18	1.482191781	19,36,908	5,16,756	14,20,151	0	14,20,151
249	31-03-2021	DIE 12201AANB000A00 HEAD CY.CASTING	51,00,000	10%	5	0.18	1.482191781	56,44,703	15,05,976	41,38,727	0	41,38,727
250	31-03-2021	2017 KWPM CYL HEAD 4 CAV 2ND CORE BOX	4,75,000	10%	5	0.18	1.482191781	5,25,732	1,40,262	3,85,470	0	3,85,470
251	31-03-2021	2065 AAF CYL HEAD COMP CORE BOX	6,00,000	10%	5	0.18	1.482191781	6,64,083	1,77,174	4,86,909	0	4,86,909
252	31-05-2021	DIE 55PF0017 CYLINDER HEAD B106-C	23,50,000	10%	5	0.18	1.315068493	25,56,943	6,05,260	19,51,683	0	19,51,683
253	31-05-2021	D11YPF77 LPDC DIE 4C B106C D2	11,50,000	10%	5	0.18	1.315068493	12,51,270	2,96,191	9,55,079	0	9,55,079
254	31-05-2021	D11YPF77 LPDC DIE B106C CYL. HEAD AC 1-4	11,50,000	10%	5	0.18	1.315068493	12,51,270	2,96,191	9,55,079	0	9,55,079
255	31-05-2021	D101PF43 CORE BOX B106C CB-2	1,50,000	10%	5	0.18	1.315068493	1,63,209	38,634	1,24,576	0	1,24,576
256	31-05-2021	CORE BOX D101PF43 B106C	1,50,000	10%	5	0.18	1.315068493	1,63,209	38,634	1,24,576	0	1,24,576
257	31-05-2021	DIE 12200K0NAD020 HEAD COMP CY.K0NA CI	17,50,000	10%	5	0.18	1.315068493	19,04,107	4,50,726	14,53,381	0	14,53,381
258	31-05-2021	DIE 12200-K1LA-D020 CYL.HEAD DIE #2AB	18,00,000	10%	5	0.18	1.315068493	19,58,510	4,63,603	14,94,906	0	14,94,906
259	31-05-2021	CORE BOX 12200 K1KA D020 CYL. HEAD -CB4	5,00,000	10%	5	0.18	1.315068493	5,44,030	1,28,779	4,15,252	0	4,15,252
260	31-05-2021	COREBOX 12200K0NAD020 HEAD COMP (CB4	4,75,000	10%	5	0.18	1.315068493	5,16,829	1,22,340	3,94,489	0	3,94,489
261	31-05-2021	CORE BOX 12200 K1KA D020 CYL.HEAD CB5	5,00,000	10%	5	0.18	1.315068493	5,44,030	1,28,779	4,15,252	0	4,15,252
262	31-05-2021	CORE BOX COMP INLET 17110-K0NA-D010 CB	6,00,000	10%	5	0.18	1.315068493	6,52,837	1,54,534	4,98,302	0	4,98,302
263	31-05-2021	2017 KWPM CYL HEAD 4 CAV 2ND DIE	72,75,000	10%	5	0.18	1.315068493	79,15,644	18,73,730	60,41,913	0	60,41,913
264	25-09-2021	Die Cylinder Head - K0NA	43,90,000	10%	5	0.18	0.994520548	45,56,664	8,15,705	37,40,959	0	37,40,959
265	25-09-2021	Core Box Cylinder Head - K0NA	10,00,000	10%	5	0.18	0.994520548	10,37,964	1,85,810	8,52,155	0	8,52,155
266	25-09-2021	Die Cylinder Head - 11111X02L00 AC25,26,27,	27,50,000	10%	5	0.18	0.994520548	28,54,402	5,10,977	23,43,425	0	23,43,425
267	25-09-2021	Die Cylinder Head - 11111X02L00 AC29,30,31,	25,00,000	10%	5	0.18	0.994520548	25,94,911	4,64,525	21,30,387	0	21,30,387
268	25-09-2021	Core Box Cylinder Head - 11111X02L00 CB-7	6,00,000	10%	5	0.18	0.994520548	6,22,779	1,11,486	5,11,293	0	5,11,293
269	25-09-2021	Core Box Cylinder Head - 11111X02L00 CB-8	6,00,000	10%	5	0.18	0.994520548	6,22,779	1,11,486	5,11,293	0	5,11,293
270	31-12-2021	MONTH / DATE PUNCH DIA 14 MM x 16 MM	20,196	10%	5	0.18	0.728767123	21,031	2,759	18,272	0	18,272
271	30-06-2022	Die Cylinder Head - K0AJ - Twin Cavity	21,95,000.00	10%	5	0.18	0.232876712	21,58,053	90,461	20,67,592	0	20,67,592
272	30-06-2022	Core Box Cylinder Head - K0AJ	5,00,000.00	10%	5	0.18	0.232876712	4,91,584	20,606	4,70,978	0	4,70,978
273	30-06-2022	Die Cylinder Head K0PG / K0LA 4 cavity	30,00,000.00	10%	5	0.18	0.232876712	29,49,503	1,23,637	28,25,866	0	28,25,866
274	30-06-2022	Core Box Cylinder Head K0PG/K0LA	5,00,000.00	10%	5	0.18	0.232876712	4,91,584	20,606	4,70,978	0	4,70,978
		TOTAL	**31,10,42,389**					**37,51,84,243**				**13,36,80,859**

R.K. Associates Valuers & Techno Engineering Consultants Pvt. Ltd.