[REVISED PLAN]

NA

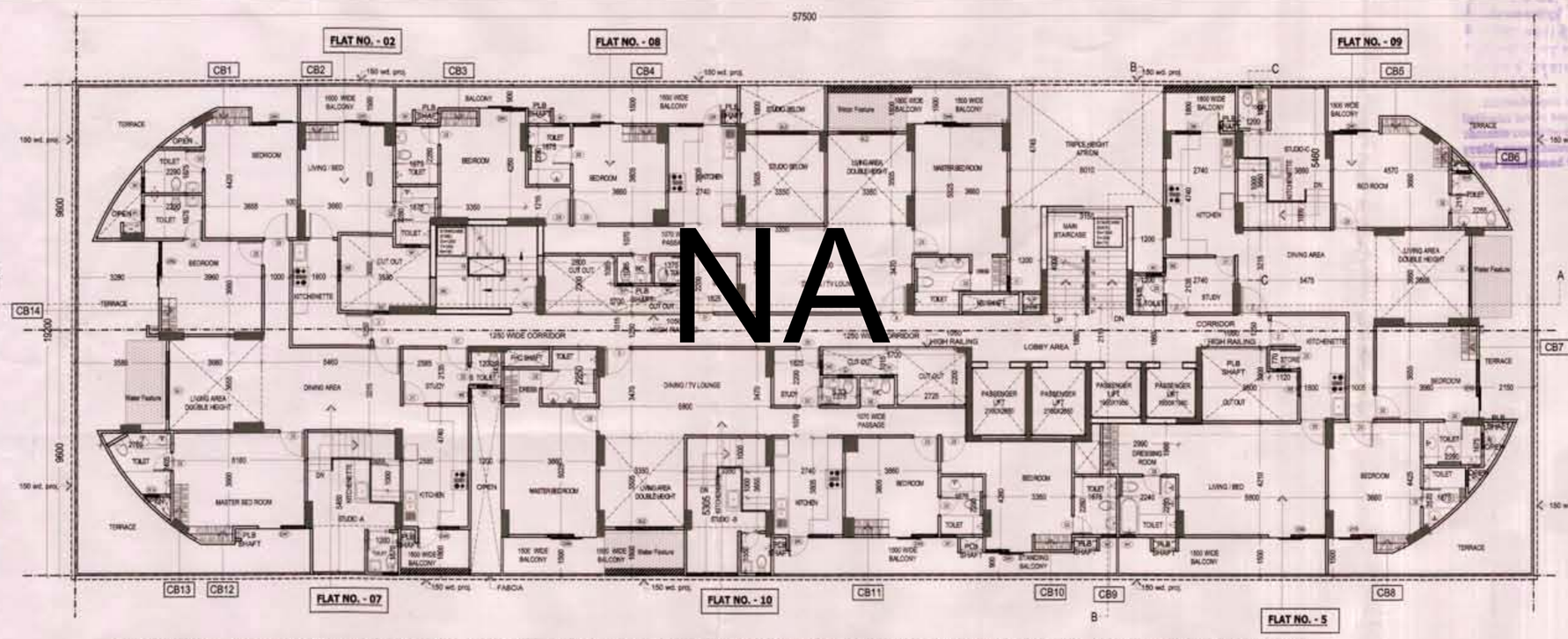

1ST FLOORS (3BHK + S FLAT NO -7)+(1BHK FLAT NO -2)+(3BHK + S FLAT NO -8) + (3BHK + S FLAT NO -9)+ (1BHK FLAT NO -5)+ (3BHK + S FLAT NO -10)

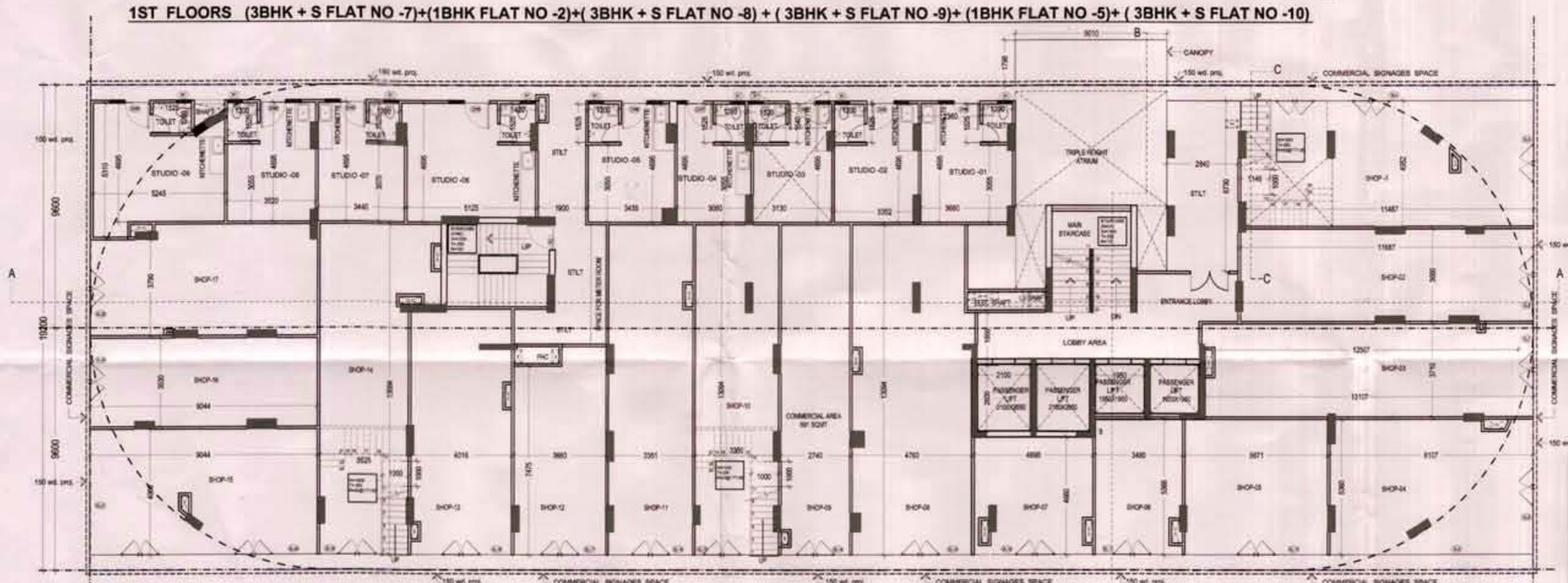

GROUND FLOOR PLAN (COMMERCIAL)

AREA DETAIL OF COMMERCIAL (GROUND FLOOR)

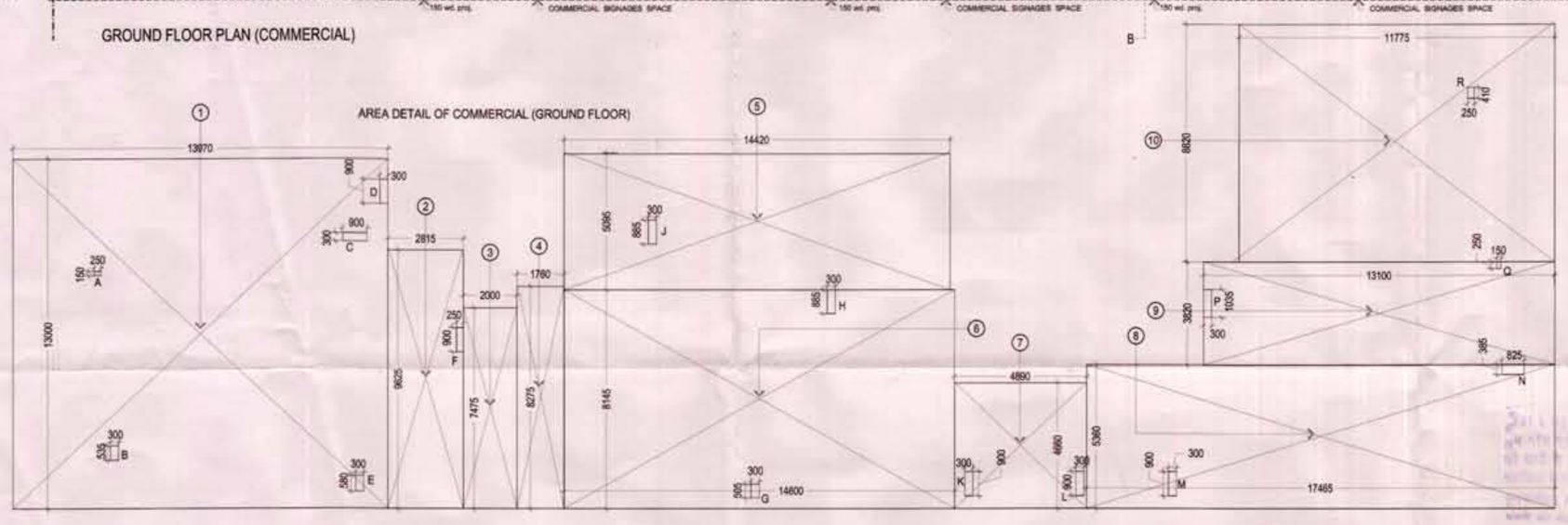

F.A.R. AREA DETAIL OF FLAT NO.-07

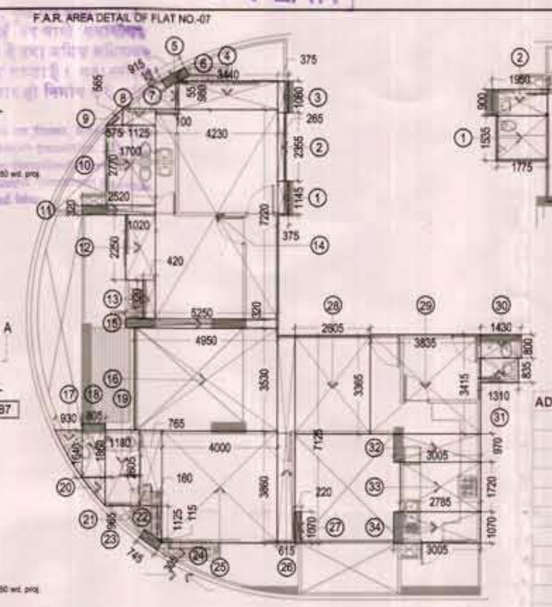

F.A.R. AREA DETAIL OF FLAT NO.-08

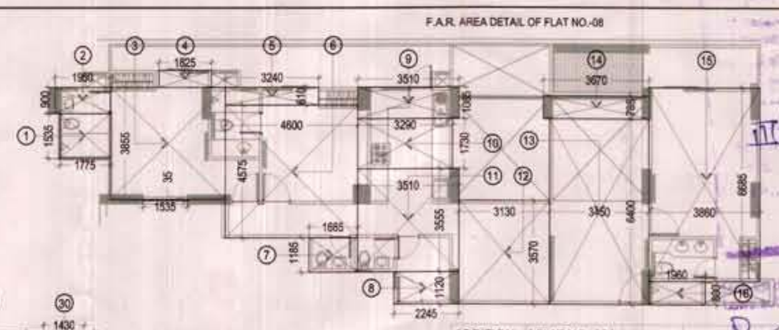

F.A.R. AREA DETAIL OF FLAT NO.-09

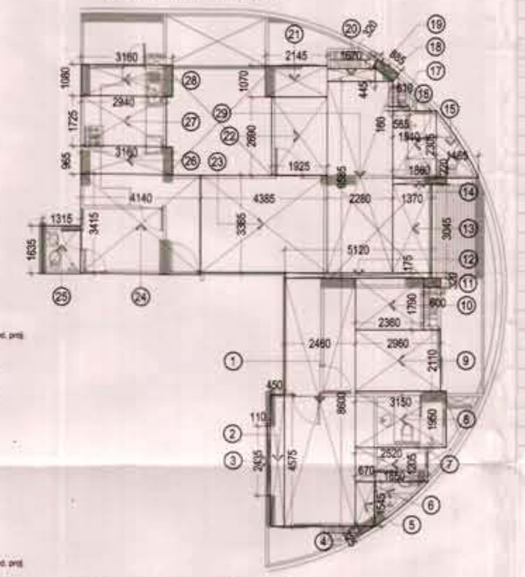

F.A.R. AREA DETAIL OF FLAT NO.-10

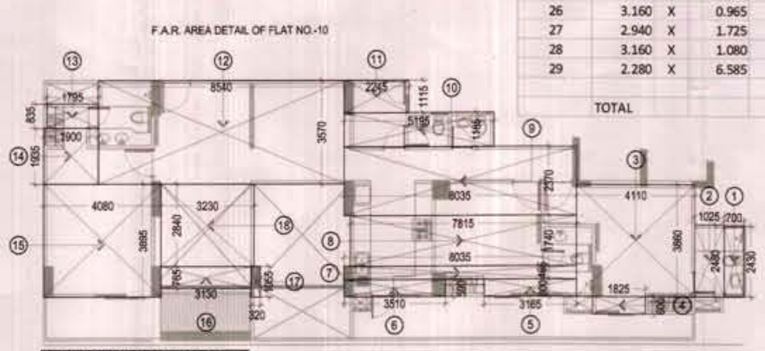

ADDITION (FLAT NO 7)

S.N.	DIMENSIONS				AREA
1	0.375	x	1.145		0.429
2	0.265	x	2.355		0.624
3	0.375	x	1.080		0.405
4	3.440	x	0.980		3.371
5	0.915	x	0.320		0.293
6	0.100	x	0.055	1/2	0.003
7	0.100	x	0.980		0.098
8	1.125	x	0.565		0.636
9	0.575	x	0.565	1/2	0.162
10	1.700	x	2.770		4.709
11	2.520	x	0.320		0.806
12	1.020	x	2.250		2.295
13	0.420	x	1.320		0.554
14	4.230	x	7.220		30.541
15	5.250	x	0.320		1.680
16	4.950	x	3.530		17.474
17	0.930	x	1.640	1/2	0.763
18	0.805	x	1.860		1.497
19	1.180	x	2.605		3.074
20	0.805	x	0.965	1/2	0.388
21	0.765	x	2.605		1.993
22	0.160	x	1.125		0.180
23	0.745	x	0.305		0.227
24	0.160	x	0.115	1/2	0.009
25	4.000	X	3.860		15.440
26	7.125	X	0.615		4.382
27	0.220	X	1.070		0.235
28	2.605	X	3.365		8.766
29	3.835	X	3.415		13.097
30	1.430	X	0.800		1.144
31	1.310	X	0.835		1.094
32	3.005	X	0.970		2.915
33	2.785	X	1.720		4.790
34	3.005	X	1.070		3.215
				TOTAL	127.290

ADDITION (FLAT NO- 08)

S.N.	DIMENSIONS				AREA
1	1.775	x	1.535		2.725
2	1.950	x	0.900		1.755
3	3.985	x	3.855		15.362
4	1.825	x	0.590		1.077
5	3.240	x	0.610		1.976
6	4.600	x	4.575		21.045
7	1.685	x	1.185		1.997
8	2.245	x	1.120		2.514
9	3.510	x	1.085		3.808
10	3.290	x	1.730		5.692
11	3.510	x	3.555		12.478
12	3.130	x	3.570		11.174
13	3.450	x	6.400		22.080
14	3.670	X	0.785		2.881
15	3.860	X	6.685		25.804
16	1.960	X	0.800		1.568
				TOTAL	133.936

ADDITION (FLAT NO- 09)

S.N.	DIMENSIONS				AREA
1	2.460	x	8.600		21.156
2	0.450	x	4.575		2.059
3	0.110	x	2.435		0.268
4	0.325	x	0.670	1/2	0.109
5	0.670	x	1.545		1.035
6	1.545	x	1.850	1/2	1.429
7	2.520	x	1.205		3.037
8	3.150	x	1.950		6.143
9	2.960	x	2.110		6.246
10	2.360	x	1.790		4.224
11	0.600	x	0.320		0.192
12	5.120	x	0.175		0.896
13	1.370	x	3.045		4.172
14	1.860	x	0.220		0.409
15	1.465	x	2.305	1/2	1.688
16	1.510	x	2.305		3.481
17	0.565	x	0.160		0.090
18	0.610	x	0.445	1/2	0.136
19	0.885	x	0.320		0.283
20	1.670	x	0.445		0.743
21	2.145	x	1.070		2.295
22	1.925	x	2.690		5.178
23	4.385	x	3.365		14.756
24	4.140	x	3.415		14.138
25	1.315	X	1.635		2.150
26	3.160	X	0.965		3.049
27	2.940	X	1.725		5.072
28	3.160	X	1.080		3.413
29	2.280	X	6.585		15.014
				TOTAL	122.860

ADDITION (FLAT NO- 10)

S.N.	DIMENSIONS			AREA
1	0.700	x	2.430	1.701
2	1.025	x	2.480	2.542
3	4.110	x	3.860	15.865
4	1.825	x	0.600	1.095
5	3.165	x	0.600	1.899
6	3.510	x	0.590	2.071
7	8.035	x	0.465	3.736
8	7.815	x	1.740	13.598
9	8.035	x	2.370	19.043
10	5.195	x	1.185	6.156
11	2.245	x	1.115	2.503
12	8.540	x	3.570	30.488
13	1.795	x	0.835	1.499
14	1.900	X	1.935	3.677
15	4.080	X	3.895	15.892
16	3.130	X	0.765	2.394
17	0.320	X	1.055	0.338
18	3.230	X	2.840	9.173
			TOTAL	133.669

MAIN STAIR F.A.R. AREA DETAIL (GROUND FLOOR)

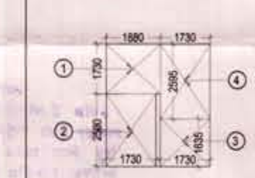

S.NO.	DIMENSIONS	AREA
1.	1.880 X 1.730 =	3.252 SQ.M
2.	1.730 X 2.500 =	4.325 SQ.M
3.	1.730 X 1.635 =	2.828 SQ.M
4.	1.730 X 2.595 =	4.489 SQ.M
	TOTAL =	14.894 SQ.M

GROUND FLOOR F.A.R. AREA DETAIL

GROUND FLOOR LOBBY

S.NO.	DIMENSIONS	AREA
1.	2.130 X 1.540 =	3.280 SQ.M
2.	1.550 X 0.100 =	0.155 SQ.M
3.	1.910 X 0.340 =	0.649 SQ.M
4.	1.796 X 1.200 =	2.154 SQ.M
5.	1.550 X 0.340 =	0.527 SQ.M
	TOTAL =	6.765 SQ.M

TOTAL FAR AREA ON GROUND FLOOR
= LOBBY + MAIN STAIRCASE+ TOILET
= 6.765 + 14.894 +15.904 = 37.563 SQ.M

FLAT NO. - 1,2,3,4,5 & 6
1,3,5,7,9,11,13,15,17,19,21,23,25,27,29 FLOOR

F.A.R. AREA OF EXTENDED BALCONY AREA

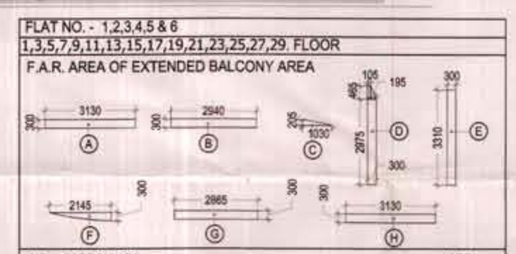

S.NO.	PARTICULARS		AREA
1.	(A)X1	0.93	0.93 SQ.M
2.	(B)X1	0.88	0.88 SQ.M
3.	(C)X1	0.11	0.11 SQ.M
4.	(D)X1	0.98	0.98 SQ.M
5.	(E)X1	0.99	0.99 SQ.M
6.	(F)X1	0.40	0.40 SQ.M
7.	(G)X1	0.86	0.86 SQ.M
8.	(H)X1	0.94	0.94 SQ.M
TOTAL =			6.09 SQ.M
NET TOTAL =			6.09 SQ.M
F.A.R. AREA OF EXTENDED BALCONY AREA			= 6.09 X 25 % SQ.M = 1.522 SQ.M

FAR AREA DETAIL OF STUDIO (FIRST FLOOR)

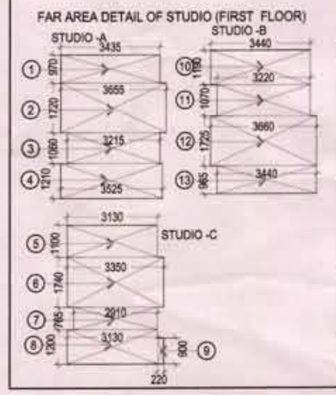

ADDITION FIRST FLOOR STUDIO

S.N.	DIMENSIONS			AREA
1	3.435	x	0.970	3.332
2	3.655	x	1.720	6.287
3	3.215	x	1.060	3.408
4	3.525	x	1.210	4.265
5	3.130	x	1.100	3.443
6	3.350	x	1.740	5.829
7	2.910	x	0.765	2.226
8	3.130	x	1.200	3.756
9	0.220	x	0.900	0.198
10	3.440	x	1.190	4.094
11	3.220	x	1.070	3.445
12	3.660	x	1.725	6.314
13	3.440	x	0.965	3.320
	TOTAL			49.916

ADDITION COMMERCIAL

S.N.	DIMENSIONS			AREA
1	13.970	x	13.000	181.610
2	2.815	x	9.625	27.094
3	2.000	x	7.475	14.950
4	1.760	x	8.275	14.564
5	14.420	x	5.095	73.470
6	14.600	x	8.145	118.917
7	4.890	x	4.660	22.787
8	17.465	x	5.360	93.612
9	13.100	x	3.820	50.042
10	11.775	x	8.820	103.854
TOTAL				700.903

DEDUCTION

S.N.	DIMENSIONS			AREA
A	0.250	x	0.150	0.038
B	0.300	x	0.054	0.016
C	0.900	x	0.300	0.270
D	0.300	x	0.900	0.270
E	0.300	x	0.580	0.174
F	0.250	x	0.900	0.225
G	0.300	x	0.505	0.152
H	0.300	x	0.885	0.266
I	0.300	x	0.885	0.266
J	0.300	x	0.900	0.270
K	0.300	x	0.900	0.270
L	0.300	x	0.900	0.270
M	0.300	x	0.900	0.270
N	0.825	x	0.385	0.318
P	0.300	x	1.035	0.311
Q	0.150	x	0.250	0.038
R	0.250	x	0.410	0.103
TOTAL				2.486
NET TOTAL				698.417

AREA DETAIL STILT

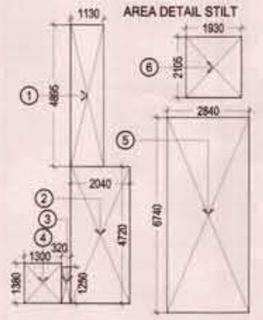

ADDITION STILT

S.N.	DIMENSIONS			AREA
1	1.113	x	4.895	5.448
2	2.040	x	4.720	9.629
3	0.320	x	1.250	0.400
4	1.300	x	1.380	1.794
5	2.940	x	6.740	19.142
6	1.930	x	2.105	4.063
TOTAL				40.475

STUDIO STILT

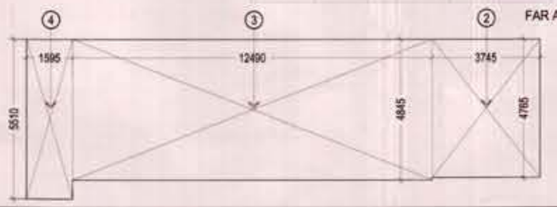

STUDIO GROUND FLOOR

S.N.	DIMENSIONS			AREA
1	17.135	x	4.845	83.019
2	3.745	x	4.765	17.845
3	12.490	x	4.845	60.514
4	1.595	x	5.510	8.788
TOTAL				170.167

FAR AREA DETAIL OF STUDIO AT GROUND FLOOR

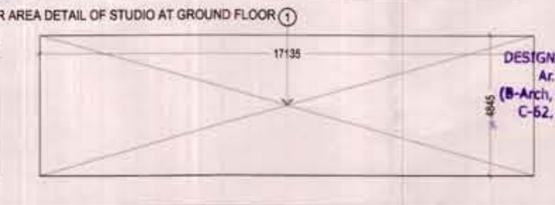

DASNAC

KEY PLAN :

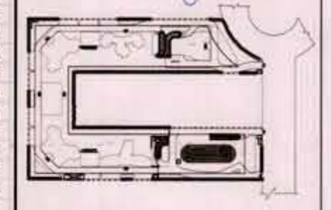

DOOR & WINDOW SCHEDULE
(IST FL. TO 36 TH FL.)

TYPE	SIZE	SILL LVL	LINTEL LVL.
GL	3220X 2250	--	2250
GL1	3530X 2250	--	2250
GL2	3130X 2250	--	2250
GL3	2910X 2250	--	2250
GL4	11685X 3650	--	3650
GL5	4950X 3650	--	3650
GL6	3660X 3650	--	3650
GL7	3710X 3650	--	3650
GL8	5360X 3650	--	3650
GL9	8110X 3650	--	3650
GL10	5870X 3650	--	3650
GL11	3480X 3650	--	3650
GL12	4690X 3650	--	3650
GL13	4760X 3650	--	3650
GL14	2740X 3650	--	3650
GL15	3350X 3650	--	3650
GL16	3350X 3650	--	3650
GL17	3860X 3650	--	3650
GL18	4015X 3650	--	3650
GL19	3525X 3650	--	3650
GL20	9045X 3650	--	3650
GL21	4960X 3650	--	3650
GL22	3530X 3650	--	3650
GL23	3790X 3650	--	3650
D	1050X 2250	--	2250
D1	900 X 2100	--	2100
D2	750 X 2100	--	2100
D3	1000 X 2100	--	2100
DW	1750 X 2250	±00/1050	2250
DW1	1825 X 2250	--	2250
DW2	2250 X 2250	--	2250
DW3	1605 X 2250	--	2250
DW4	1950 X 2250	--	2250
DW5	1640 X 2250	±00/1050	2250
DW6	1650 X 2250	±00/1050	2250
DW7	1450 X 2250	±00/1050	2250
W1	600 X 1200	1050	2250
W1A	600 X 1950	300	2250
W2	600 X 1350	900	2250
W3	945 X 1200	1050	2250
W4	625 X 1200	1050	2250
W5	1100 X 1200	1050	2250
FD	1050 X 2250	--	2250
V1	600 X 300	1950	2250

Architects DESIGNARCH CONSULTANT PVT. LTD
C-62, Preet Vihar,
New Delhi-110092 India
Ph No: +91-11-42441242

INTERNAL CHANGES TOWER (A)

CLIENT:
E- HOMES INFRASTRUCTURE PVT LTD
DASNAC ANNEXE 1, 28 A , KG MARG , DELHI

Job Title :
THE JEWEL OF NOIDA
PLTO NO-14, GOLF CITY, SECTOR-75,
NOIDA, GAUTAM BUDH NAGAR (U.P.)

DRAWING TITLE:
TOWER A - AREA PLAN, FLOOR PLAN, ELEVATION AND SECTION

ARCHITECT'S SIGN

DESIGNARCH CONSULTANTS (P) LTD
Ar. K. JAIN (CA-85/813)
(B-Arch, A.A.I.A, F.I.I.A, F.I.V., M.C.A.)
C-52, Preet Vihar, Delhi-110 092

Job No.

Drawing No. A05 (A)

Drawn | Checked | Date | Scale