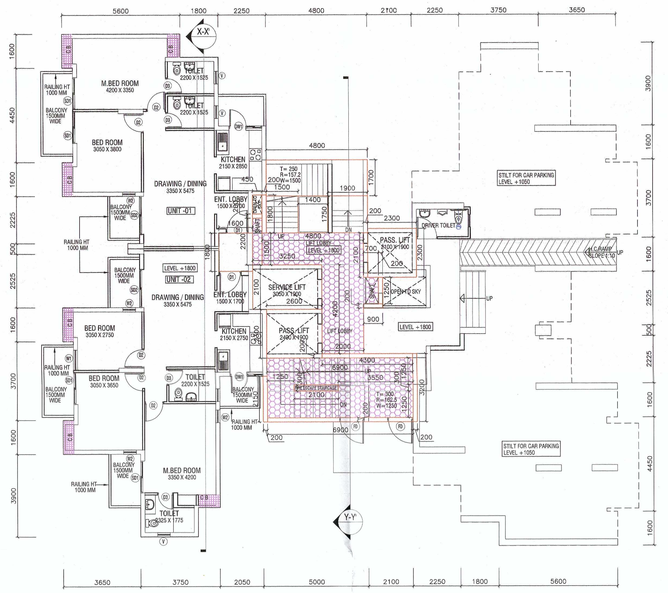


1 STILT FLOOR PLAN

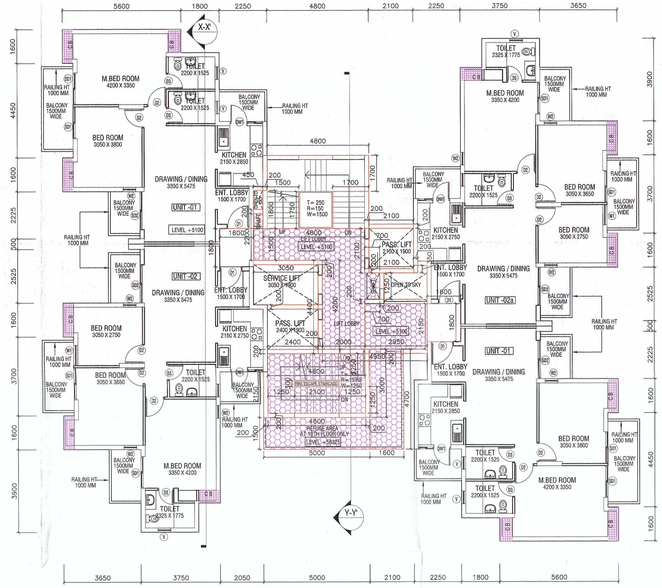


3 TYPICAL (1ST-26TH) FLOOR PLAN

Scale: 1:100

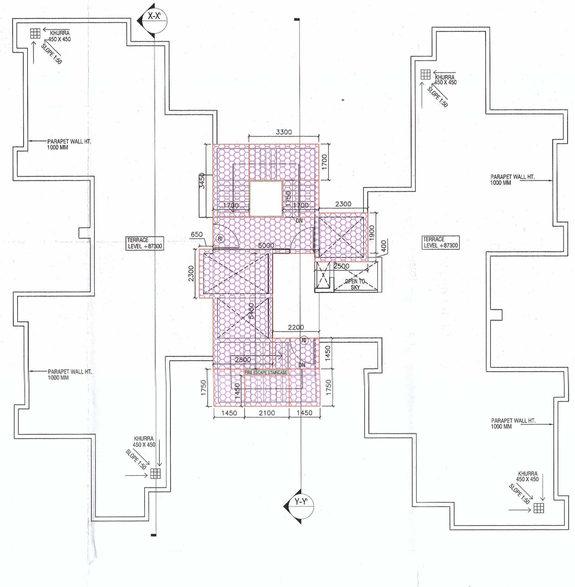


5 TERRACE PLAN

Scale: 1:100

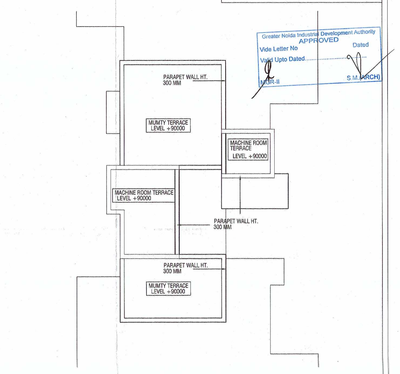


7 MUMTY / MACHINE ROOM TERRACE PLAN

Scale: 1:100

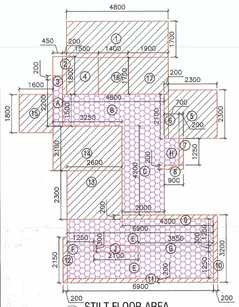

2 STILT FLOOR AREA

Scale: 1:100

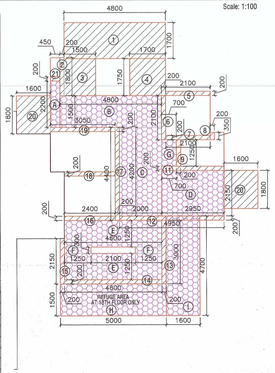


4 TYPICAL FLOOR CORE AREA (COMMON AREA DETAIL)

Scale: 1:100

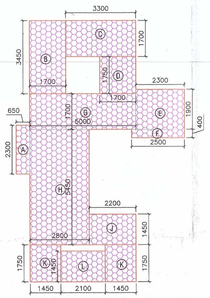

6 MUMTY & MACHINE ROOM AREA DETAIL

Scale: 1:100

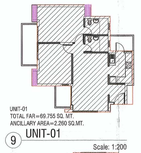

UNIT-01
TOTAL FAR=69.755 SQ. MT.
ANCILLARY AREA=2.260 SQ.MT.

9 UNIT-01

Scale: 1:200

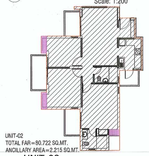

UNIT-02
TOTAL FAR=90.722 SQ.MT.
ANCILLARY AREA=2.215 SQ.MT.

10 UNIT-02

Scale: 1:200

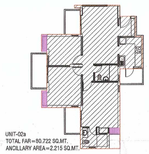

UNIT-02a
TOTAL FAR=90.722 SQ.MT.
ANCILLARY AREA=2.215 SQ.MT.

11 UNIT-02a

Scale: 1:200

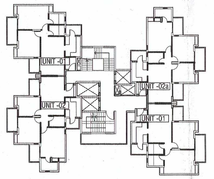


8 KEY PLAN FOR UNIT IN TOWER TYPE - 01

Scale: 1:300

## STILT AREA

**ANCILLARY AREA CALCULATIONS**

| S.NO | LENGTH | | WIDTH | | NO | | AREA |
|---|---|---|---|---|---|---|---|
| A | 0.450 | X | 2.200 | X | 1 | = | 0.990 |
| B | 4.800 | X | 1.500 | X | 1 | = | 7.200 |
| C | 2.000 | X | 4.200 | X | 1 | = | 8.400 |
| E | 6.900 | X | 1.250 | X | 2 | = | 17.250 |
| F | 1.250 | X | 0.300 | X | 1 | = | 0.375 |
| G | 3.550 | X | 0.300 | X | 1 | = | 1.065 |
| H | 0.700 | X | 1.250 | X | 1 | = | 0.875 |
| J | 2.100 | X | 0.300 | X | 1 | = | 0.630 |
| **TOTAL ANCILLARY AREA** | | | | | | | **36.785** |

**FAR CALCULATIONS (INCLUDING LIFTS)**

| | | | | | | | |
|---|---|---|---|---|---|---|---|
| 1 | 4.800 | X | 1.700 | X | 1 | = | 8.160 |
| 2 | 0.200 | X | 1.800 | X | 1 | = | 0.360 |
| 3 | 0.450 | X | 0.200 | X | 1 | = | 0.090 |
| 4 | 1.500 | X | 1.750 | X | 1 | = | 2.625 |
| 5 | 2.300 | X | 2.300 | X | 1 | = | 5.290 |
| 6 | 0.200 | X | 2.100 | X | 1 | = | 0.420 |
| 7 | 0.200 | X | 1.250 | X | 1 | = | 0.250 |
| 8 | 0.900 | X | 0.200 | X | 1 | = | 0.180 |
| 9 | 4.300 | X | 0.200 | X | 1 | = | 0.860 |
| 10 | 0.200 | X | 3.200 | X | 1 | = | 0.640 |
| 11 | 6.900 | X | 0.200 | X | 1 | = | 1.380 |
| 12 | 0.200 | X | 2.150 | X | 1 | = | 0.430 |
| 13 | 2.600 | X | 2.300 | X | 1 | = | 5.980 |
| 14 | 3.250 | X | 2.100 | X | 1 | = | 6.825 |
| 15 | 1.600 | X | 1.800 | X | 1 | = | 2.880 |
| 16 | 1.400 | X | 1.750 | X | 1 | = | 2.450 |
| 17 | 1.900 | X | 1.750 | X | 1 | = | 3.325 |
| **TOTAL AREA** | | | | | | | **42.145** |

**BUILT-UP AREA CALCULATIONS**

| FAR | + | ANCILLARY AREA | | |
|---|---|---|---|---|
| 42.145 | + | 36.785 | = | **78.930** |

## STAIRCASE WELL AREA DETAIL

| S.NO | LENGTH | | WIDTH | | NO | | AREA |
|---|---|---|---|---|---|---|---|
| J | 2.100 | X | 0.300 | X | 1 | = | 0.630 |
| 16 | 1.400 | X | 1.750 | X | 1 | = | 2.450 |
| **TOTAL STAIRCASE WELL AREA** | | | | | | | **3.080** |

## STILT FLOOR PARKING CALCULATIONS -TYPE-1

| UNIT NAME | FAR | ANCILLARY AREA (CUPBOARD +SERVICES SHAFT) | BALCONY AREA | BUILT-UP AREA |
|---|---|---|---|---|
| UNIT TYPE-1 | 69.755 | 2.260 | 12.488 | 84.503 |
| UNIT TYPE-2a | 80.720 | 2.215 | 15.826 | 98.761 |
| | | | | |
| | | | | |
| **TOTAL** | **150.475** | **4.475** | **28.314** | **183.264** |

## TYPICAL CORE AREA

**FAR CALCULATIONS**

| S.NO | LENGTH | | WIDTH | | NO | | AREA |
|---|---|---|---|---|---|---|---|
| 1 | 4.800 | X | 1.700 | X | 1 | = | 8.160 |
| 2 | 0.200 | X | 1.800 | X | 1 | = | 0.360 |
| 3 | 1.500 | X | 1.750 | X | 1 | = | 2.625 |
| 4 | 1.700 | X | 1.750 | X | 1 | = | 2.975 |
| 5 | 2.100 | X | 0.200 | X | 1 | = | 0.420 |
| 6 | 0.200 | X | 2.100 | X | 1 | = | 0.420 |
| 7 | 2.100 | X | 0.200 | X | 1 | = | 0.420 |
| 8 | 0.200 | X | 0.350 | X | 1 | = | 0.070 |
| 9 | 0.200 | X | 1.250 | X | 1 | = | 0.250 |
| 11 | 2.950 | X | 0.200 | X | 1 | = | 0.590 |
| 12 | 4.950 | X | 0.200 | X | 1 | = | 0.990 |
| 13 | 0.200 | X | 3.000 | X | 1 | = | 0.600 |
| 14 | 4.600 | X | 0.200 | X | 1 | = | 0.920 |
| 15 | 0.200 | X | 2.150 | X | 1 | = | 0.430 |
| 16 | 2.400 | X | 0.200 | X | 1 | = | 0.480 |
| 17 | 0.200 | X | 4.400 | X | 1 | = | 0.880 |
| 18 | 2.400 | X | 0.200 | X | 1 | = | 0.480 |
| 19 | 3.050 | X | 0.200 | X | 1 | = | 0.610 |
| 20 | 1.600 | X | 1.800 | X | 2 | = | 5.760 |
| 21 | 0.450 | X | 0.200 | X | 1 | = | 0.090 |
| **TOTAL FAR** | | | | | | | **27.530** |

**ANCILLARY AREA CALCULATIONS**

| | | | | | | | |
|---|---|---|---|---|---|---|---|
| A | 0.450 | X | 2.200 | X | 1 | = | 0.990 |
| B | 4.800 | X | 1.500 | X | 1 | = | 7.200 |
| C | 2.000 | X | 4.200 | X | 1 | = | 8.400 |
| D | 2.950 | X | 2.150 | X | 1 | = | 6.343 |
| E | 4.600 | X | 1.250 | X | 2 | = | 11.500 |
| F | 1.250 | X | 0.300 | X | 2 | = | 0.750 |
| G | 0.700 | X | 1.250 | X | 1 | = | 0.875 |
| H | 5.000 | X | 1.500 | X | 1 | = | 7.500 |
| I | 1.600 | X | 4.700 | X | 1 | = | 7.520 |
| **TOTAL ANCILLARY AREA(TYPICAL FLOOR)** | | | | | | | **36.058** |
| **TOTAL ANCILLARY AREA (18TH FLOOR)** | | | | | | | **51.078** |

**BUILT-UP AREA CALCULATIONS(TYPICAL FLOOR)**

| FAR | + | ANCILLARY AREA | | |
|---|---|---|---|---|
| 27.530 | + | 36.058 | = | **63.588** |

**BUILT-UP AREA CALCULATIONS(18TH FLOOR)**

| FAR | + | ANCILLARY AREA | | |
|---|---|---|---|---|
| 27.530 | + | 51.078 | = | **78.608** |

**NOTE:- 15 SQ.MT.AREA OF REFUGE AREA TERRACE ADDED TO 18TH FLOOR**

## MUMTY & MACHINE ROOM AREA DETAIL

**ANCILLARY AREA CALCULATIONS**

| S.NO | LENGTH | | WIDTH | | NO | | AREA |
|---|---|---|---|---|---|---|---|
| A | 0.650 | X | 2.300 | X | 1 | = | 1.495 |
| B | 1.700 | X | 3.450 | X | 1 | = | 5.865 |
| C | 3.300 | X | 1.700 | X | 1 | = | 5.610 |
| D | 1.700 | X | 1.750 | X | 1 | = | 2.975 |
| E | 2.300 | X | 1.900 | X | 1 | = | 4.370 |
| F | 2.500 | X | 0.400 | X | 1 | = | 1.000 |
| G | 5.000 | X | 1.700 | X | 1 | = | 8.500 |
| H | 2.800 | X | 5.450 | X | 1 | = | 15.260 |
| J | 2.200 | X | 1.450 | X | 1 | = | 3.190 |
| K | 1.450 | X | 1.750 | X | 2 | = | 5.075 |
| L | 2.100 | X | 1.450 | X | 1 | = | 3.045 |
| **TOTAL ANCILLARY AREA** | | | | | | | **56.385** |

## STILT FLOOR AREA CALCULATIONS (SQ.M.) OF TYPE-1

| UNIT NAME | FAR | ANCILLARY AREA (CUPBOARD +SERVICES SHAFT) | BUILT-UP AREA |
|---|---|---|---|
| UNIT TYPE-1 | 69.755 | 2.260 | 72.015 |
| UNIT TYPE-2 | 80.720 | 2.215 | 82.935 |
| | | | |
| | | | |
| CORE | 42.145 | 36.785 | 78.930 |
| **TOTAL** | **192.620** | **41.260** | **233.880** |

NOTE : FOR AREA DETAILS OF UNIT TYPES REFER SHEET A-05

## TYPICAL FLOOR AREA CALCULATIONS (SQ.M.) OF TYPE-1

| UNIT NAME | FAR | ANCILLARY AREA (CUPBOARD +SERVICES SHAFT) | BUILT-UP AREA |
|---|---|---|---|
| UNIT TYPE-1 | 69.755 | 2.260 | 72.015 |
| UNIT TYPE-1 | 69.755 | 2.260 | 72.015 |
| UNIT TYPE-2 | 80.720 | 2.215 | 82.935 |
| UNIT TYPE-2a | 80.720 | 2.215 | 82.935 |
| CORE | 27.530 | 36.058 | 63.588 |
| **TOTAL** | **328.480** | **45.008** | **373.488** |

NOTE : FOR AREA DETAILS OF UNIT TYPES REFER SHEET A-05

## 18TH FLOOR AREA CALCULATIONS (SQ.M.) OF TYPE-1

| UNIT NAME | FAR | ANCILLARY AREA (CUPBOARD +SERVICES SHAFT) | BUILT-UP AREA |
|---|---|---|---|
| UNIT TYPE-1 | 69.755 | 2.260 | 72.015 |
| UNIT TYPE-1 | 69.755 | 2.260 | 72.015 |
| UNIT TYPE-2 | 80.720 | 2.215 | 82.935 |
| UNIT TYPE-2a | 80.720 | 2.215 | 82.935 |
| CORE | 27.530 | 51.078 | 78.608 |
| **TOTAL** | **328.480** | **60.028** | **388.508** |

NOTE : FOR AREA DETAILS OF UNIT TYPES REFER SHEET A-05

## GROUND COVERAGE CALCULATIONS & SHEET REFRENCE GUIDE

| S.NO | TOWER NAME | TOWER TYPE | SHEET REF. NO. | TYPICAL FLOOR BUILT-UP AREA | + | TYPICAL FLOOR STAIRCASE WELL AREA | + | TYPICAL / 1ST FLOOR BALCONY AREA | = | GROUND COVERAGE AREA (FOOTPRINT AREA OF TOWERS |
|---|---|---|---|---|---|---|---|---|---|---|
| 6 | F | 1 | A-06 | 373.488 | + | 3.08 | + | 56.103 | = | 432.671 |
| 10 | J | 1 | A-06 | 373.488 | + | 3.08 | + | 56.103 | = | 432.671 |

## COMPLETE AREA CALCULATIONS (SQ.M.) OF TYPE-1(TOWER F&J)

| S.NO | FLOOR LEVEL | FAR | ANCILLARY AREA | BALCONY AREA (FREE FROM FAR) | BUILT-UP AREA |
|---|---|---|---|---|---|
| *1 | STILT FLOOR | 192.620 | 41.260 | 27.789 | 233.880 |
| 2 | 1ST FLOOR | 328.480 | 45.008 | 56.103 | 373.488 |
| 3 | 2nd FLOOR | 328.480 | 45.008 | 56.103 | 373.488 |
| 4 | 3rd FLOOR | 328.480 | 45.008 | 56.103 | 373.488 |
| 5 | 4th FLOOR | 328.480 | 45.008 | 56.103 | 373.488 |
| 6 | 5th FLOOR | 328.480 | 45.008 | 56.103 | 373.488 |
| 7 | 6th FLOOR | 328.480 | 45.008 | 56.103 | 373.488 |
| 8 | 7th FLOOR | 328.480 | 45.008 | 56.103 | 373.488 |
| 9 | 8th FLOOR | 328.480 | 45.008 | 56.103 | 373.488 |
| 10 | 9th FLOOR | 328.480 | 45.008 | 56.103 | 373.488 |
| 11 | 10th FLOOR | 328.480 | 45.008 | 56.103 | 373.488 |
| 12 | 11th FLOOR | 328.480 | 45.008 | 56.103 | 373.488 |
| 13 | 12th FLOOR | 328.480 | 45.008 | 56.103 | 373.488 |
| 14 | 13th FLOOR | 328.480 | 45.008 | 56.103 | 373.488 |
| 15 | 14th FLOOR | 328.480 | 45.008 | 56.103 | 373.488 |
| 16 | 15th FLOOR | 328.480 | 45.008 | 56.103 | 373.488 |
| 17 | 16th FLOOR | 328.480 | 45.008 | 56.103 | 373.488 |
| 18 | 17th FLOOR | 328.480 | 45.008 | 56.103 | 373.488 |
| 19 | 18th FLOOR | 328.480 | 60.028 | 56.103 | 388.508 |
| 20 | 19th FLOOR | 328.480 | 45.008 | 56.103 | 373.488 |
| 21 | 20th FLOOR | 328.480 | 45.008 | 56.103 | 373.488 |
| 22 | 21st FLOOR | 328.480 | 45.008 | 56.103 | 373.488 |
| 23 | 22nd FLOOR | 328.480 | 45.008 | 56.103 | 373.488 |
| 24 | 23rd FLOOR | 328.480 | 45.008 | 56.103 | 373.488 |
| 25 | 24th FLOOR | 328.480 | 45.008 | 56.103 | 373.488 |
| 26 | 25th FLOOR | 328.480 | 45.008 | 56.103 | 373.488 |
| 27 | 26th FLOOR | 328.480 | 45.008 | 56.103 | 373.488 |
| 28 | MUMTY & MACH. ROOM | | 56.385 | | 56.385 |
| | **TOTAL** | **8733.100** | **1282.873** | **1486.467** | **10015.973** |

* LIFT AND STAIRCASE WELL AREA TAKEN IN FAR ON STILT LEVEL

## BALCONY AREA CALCULATIONS (SQ.M.) OF TYPE-1 (STILT FLOOR)

| UNIT NAME | BALCONY AREA |
|---|---|
| UNIT TYPE-1 | 12.488 |
| UNIT TYPE-2 | 15.301 |
| **TOTAL** | **27.789** |

## BALCONY AREA CALCULATIONS (SQ.M.) OF TYPE-1 (TYPICAL FLOOR)

| UNIT NAME | BALCONY AREA |
|---|---|
| UNIT TYPE-1 | 12.488 |
| UNIT TYPE-1 | 12.488 |
| UNIT TYPE-2 | 15.301 |
| UNIT TYPE-2a | 15.826 |
| **TOTAL** | **56.103** |

## REFUGE AREA CALCULATIONS (SQ.M.) OF TYPE-1 (18TH FLOOR)

| FLOOR | REFUGE AREA |
|---|---|
| 18TH FLOOR | 7.520 |
| **TOTAL** | **7.520** |

## DOOR WINDOW SCHEDULE

| S.NO. | TYPE | SIZE | SILL LVL. | LINTEL LVL. |
|---|---|---|---|---|
| 1 | D1 | 1050x2400 | - | 2400 |
| 2 | D2 | 900x2250 | - | 2250 |
| 3 | D3 | 750x2250 | - | 2250 |
| 4 | F0 | 1250x2250 | - | 2250 |
| 5 | W1 | 950x1350 | 900 | 2250 |
| 6 | W2 | 600x1350 | 900 | 2250 |
| 7 | V | 600x1100 | 1150 | 2250 |
| 8 | DW1 | 1500x2250 | - | 2250 |
| 9 | SD1 | 1500x2250 | - | 2250 |
| 10 | SD2 | 1550x2250 | - | 2250 |

NOTE :- THE PROVISION OF FIRE SAFETY MEASURES IN THE MULTI STOREY BUILDING CONFIRMING TO THE PROVISIONS OF RULES 1965 / NBC BSUILDING BE ENSURED.

OWNERS' SIGN:

For EXPRESS PROJECTS PVT. LTD.

Director

ARCHITECT'S SIGN:

SHASHANK SHARMA
B.ARC.
C.O.A. Regn. No. CA/97/22203

# REVISED PLAN OF GROUP HOUSING, EXPRESS ASTRA AT, PLOT NO. GH-6A, SECTOR 01, GREATER NOIDA (U.P.)

OWNER:
EXPRESS PROJECTS PVT. LTD.

SHEET TITLE:
TOWER-F & J (TYPE - 01) PLAN & AREA CALCULATION

DRAWING NO:
**A-06**

SCALE:
1:100

DATE:
JAN. 2020

ARCHITECTS:
4TH DIMENSION
ARCHITECTURE •INTERIORS •PLANNING
http://www.4d-arch.com
C-17, Basement, ANAND NIKETAN, New Delhi - 110 021 India
PHONES : +91.11.41661137 +91.9810861137
FAX: +91.11.42705425 E-MAIL : mail@4d-arch.com

© & ® THIS DRAWING IS THE PROPERTY OF THE ARCHITECTS AND IS NOT TO BE COPIED OR REPRODUCED WITHOUT PERMISSION