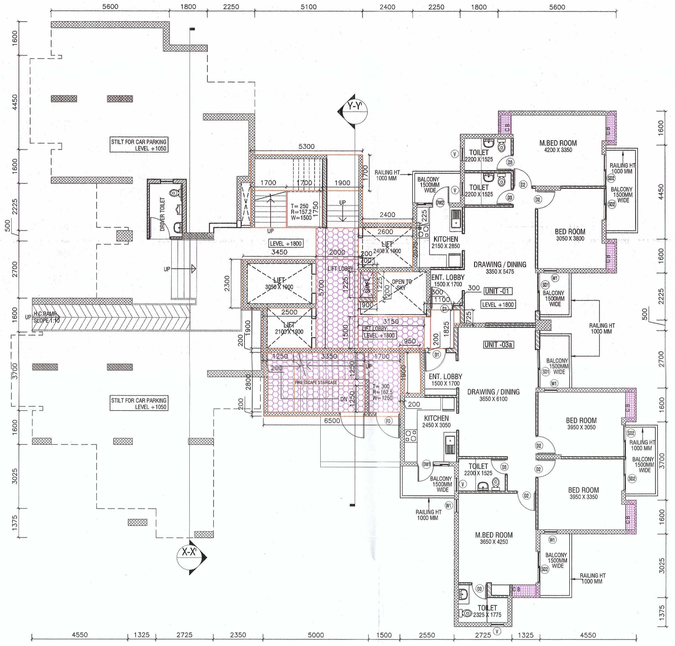

1 STILT FLOOR

Scale: 1:100

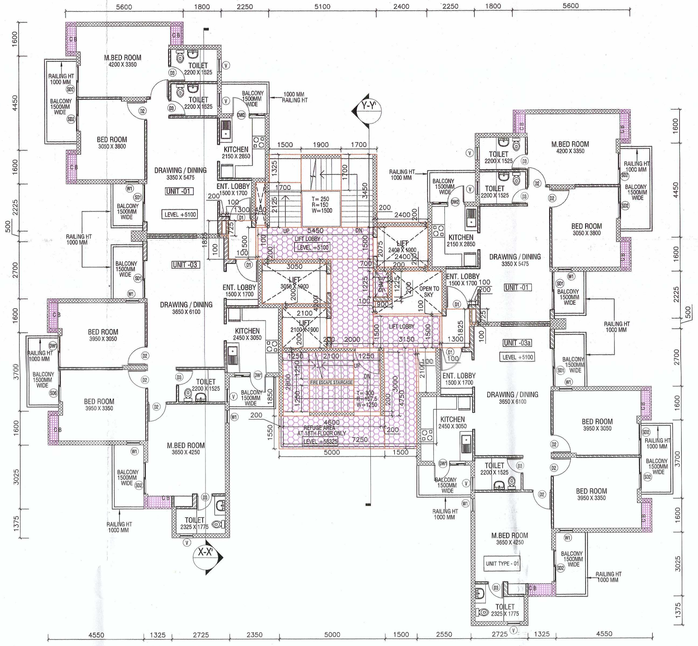

3 TYPICAL (1ST-26TH) FLOOR PLAN

Scale: 1:100

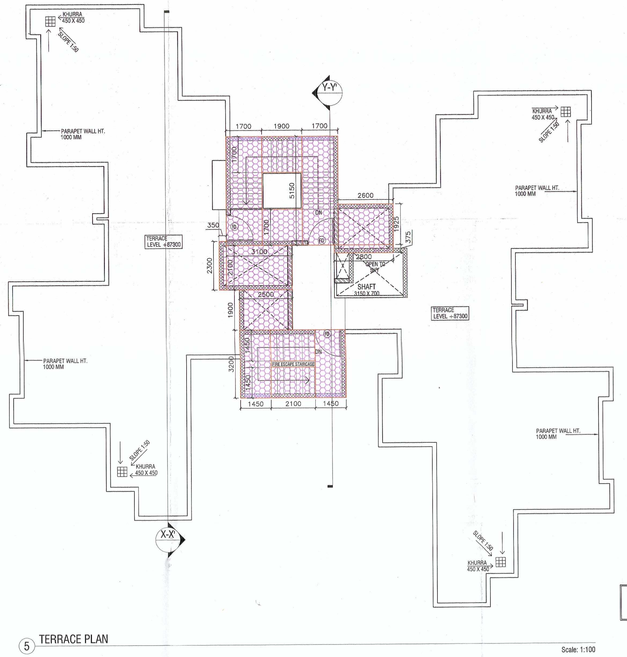

5 TERRACE PLAN

Scale: 1:100

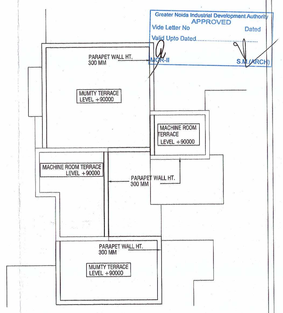

7 MUMTY / MACHINE ROOM TERRACE PLAN

Scale: 1:100

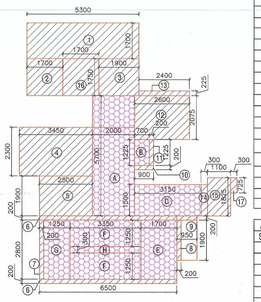

2 STILT FLOOR AREA

Scale: 1:100

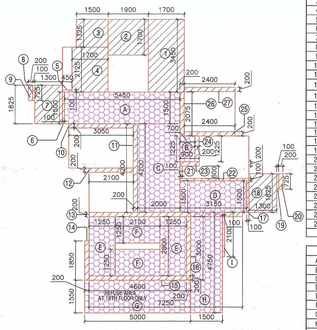

4 TYPICAL FLOOR AREA

Scale: 1:100

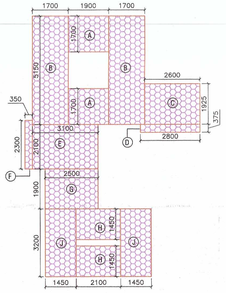

6 MUMTY & MACHINE ROOM AREA DETAIL

Scale: 1:100

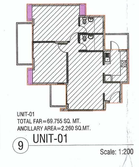

9 UNIT-01

Scale: 1:200

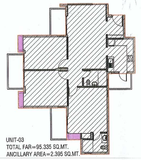

10 UNIT-03

1:200

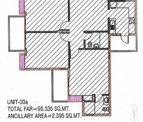

10 UNIT-03a

1:200

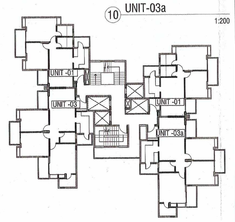

8 KEY PLAN FOR UNIT IN TOWER TYPE - 02A

Scale: 1:300

STILT AREA

FAR CALCULATIONS (INCLUDING LIFTS)

1	5.300	X	1.700	X	1	=	9.010
2	1.700	X	1.750	X	1	=	2.975
3	1.900	X	1.750	X	1	=	3.325
4	3.450	X	2.300	X	1	=	7.935
5	2.500	X	1.900	X	1	=	4.750
6	6.500	X	0.200	X	2	=	2.600
7	0.200	X	2.800	X	1	=	0.560
8	0.200	X	1.900	X	1	=	0.380
9	0.950	X	0.200	X	1	=	0.190
10	0.900	X	0.200	X	1	=	0.180
11	0.200	X	1.225	X	1	=	0.245
12	2.600	X	2.075	X	1	=	5.395
13	2.400	X	0.225	X	1	=	0.540
14	0.300	X	1.500	X	1	=	0.450
15	1.100	X	1.825	X	1	=	2.008
16	1.700	X	1.750	X	1	=	2.975
17	0.300	X	0.725	X	1	=	0.218
	TOTAL AREA						**43.736**

ANCILLARY AREA CALCULATIONS

S.NO	LENGTH		WIDTH		NO		AREA
A	2.000	X	5.700	X	1	=	11.400
B	0.700	X	1.225	X	1	=	0.858
D	3.150	X	1.500	X	1	=	4.725
E	1.700	X	2.800	X	1	=	4.760
F	3.350	X	1.250	X	2	=	8.375
G	1.250	X	2.800	X	1	=	3.500
H	3.350	X	0.300	X	1	=	1.005
	TOTAL ANCILLARY AREA						**34.623**

BUILT-UP AREA CALCULATIONS

FAR	+	ANCILLARY AREA		
43.736	+	34.623	=	**78.359**

STAIRCASE WELL AREA DETAIL

S.NO	LENGTH		WIDTH		NO		AREA
H	3.350	X	0.300	X	1	=	1.005
16	1.700	X	1.750	X	1	=	2.975
	TOTAL STAIRCASE WELL AREA						**3.980**

STILT FLOOR PARKING CALCULATIONS -TYPE-2A

UNIT NAME	FAR	ANCILLARY AREA (CUPBOARD + SERVICES SHAFT)	BALCONY AREA	BUILT-UP AREA
UNIT TYPE-1	69.755	2.260	12.488	84.503
UNIT TYPE-3	95.335	2.395	19.666	114.416
TOTAL	**165.090**	**4.655**	**29.178**	**198.921**

TYPICAL CORE AREA

FAR CALCULATIONS

S.NO	LENGTH		WIDTH		NO		AREA
1	1.700	X	3.450	X	1	=	5.865
2	1.900	X	1.700	X	1	=	3.230
3	1.500	X	1.325	X	1	=	1.988
4	1.700	X	2.125	X	1	=	3.613
5	0.450	X	0.100	X	1	=	0.045
6	0.100	X	1.500	X	1	=	0.150
7	1.300	X	1.825	X	1	=	2.373
8	0.100	X	0.725	X	1	=	0.073
9	0.200	X	0.725	X	1	=	0.145
10	1.050	X	0.200	X	1	=	0.210
11	0.200	X	4.200	X	1	=	0.840
12	2.100	X	0.200	X	1	=	0.420
13	7.250	X	0.200	X	1	=	1.450
14	0.200	X	1.850	X	1	=	0.370
15	4.600	X	0.200	X	1	=	0.920
16	0.200	X	3.000	X	1	=	0.600
17	0.100	X	1.500	X	1	=	0.150
18	1.300	X	1.825	X	1	=	2.373
19	0.100	X	0.725	X	1	=	0.073
20	0.200	X	0.725	X	1	=	0.145
21	0.100	X	0.600	X	1	=	0.060
22	8.250	X	0.200	X	1	=	1.650
23	0.900	X	0.200	X	1	=	0.180
24	0.200	X	1.225	X	1	=	0.245
25	2.400	X	0.200	X	1	=	0.480
26	0.200	X	2.075	X	1	=	0.415
27	2.400	X	0.200	X	1	=	0.480
	TOTAL FAR						**27.618**

ANCILLARY AREA CALCULATIONS

A	5.450	X	1.500	X	1	=	8.175
B	0.700	X	1.225	X	1	=	0.858
C	2.000	X	4.200	X	1	=	8.400
D	1.150	X	4.100	X	1	=	4.725
E	1.250	X	2.800	X	2	=	7.000
F	2.100	X	1.250	X	2	=	5.250
G	1.000	X	1.550	X	1	=	1.750
H	1.500	X	4.750	X	1	=	7.125
I	0.100	X	2.100	X	1	=	0.210
	TOTAL ANCILLARY AREA (TYPICAL FLOOR)						**34.408**
	TOTAL ANCILLARY AREA (18TH FLOOR)						**49.493**

BUILT-UP AREA CALCULATIONS(TYPICAL FLOOR)

FAR	+	ANCILLARY AREA		
27.618	+	34.408	=	**62.026**

BUILT-UP AREA CALCULATIONS(18TH FLOOR)

FAR	+	ANCILLARY AREA		
27.618	+	49.493	=	**77.111**

NOTE:- 15.00 MT.AREA OF REFUGE AREA TERRACE ADDED TO 18TH FLOOR

MUMTY & MACHINE ROOM AREA DETAIL

ANCILLARY AREA CALCULATIONS

S.NO	LENGTH		WIDTH		NO		AREA
A	1.900	X	1.700	X	2	=	6.460
B	1.700	X	5.150	X	2	=	17.510
C	2.600	X	1.925	X	1	=	5.005
D	2.800	X	0.375	X	1	=	1.050
E	3.100	X	2.100	X	1	=	6.510
F	0.350	X	2.300	X	1	=	0.805
G	2.500	X	1.900	X	1	=	4.750
H	2.100	X	1.450	X	2	=	6.090
J	1.450	X	3.200	X	2	=	9.280
	TOTAL ANCILLARY AREA						**57.460**

STILT FLOOR AREA CALCULATIONS (SQ.M.) OF TYPE-2A

UNIT NAME	FAR	ANCILLARY AREA (CUPBOARD + SERVICES SHAFT)	BUILT-UP AREA
UNIT TYPE-1	69.755	2.260	72.015
UNIT TYPE-3a	95.335	2.395	97.730
CORE	43.736	34.623	78.359
TOTAL	**208.826**	**39.278**	**248.104**

NOTE : FOR AREA DETAILS OF UNIT TYPES REFER SHEET A-05

TYPICAL FLOOR AREA CALCULATIONS (SQ.M.) OF TYPE-2A

UNIT NAME	FAR	ANCILLARY AREA (CUPBOARD + SERVICES SHAFT)	BUILT-UP AREA
UNIT TYPE-1	69.755	2.260	72.015
UNIT TYPE-1	69.755	2.260	72.015
UNIT TYPE-3	95.335	2.395	97.730
UNIT TYPE-3a	95.335	2.395	97.730
CORE	27.618	34.408	62.026
TOTAL	**357.798**	**43.718**	**401.516**

NOTE : FOR AREA DETAILS OF UNIT TYPES REFER SHEET A-05

18TH FLOOR AREA CALCULATIONS (SQ.M.) OF TYPE-2A

UNIT NAME	FAR	ANCILLARY AREA (CUPBOARD + SERVICES SHAFT)	BUILT-UP AREA
UNIT TYPE-1	69.755	2.260	72.015
UNIT TYPE-1	69.755	2.260	72.015
UNIT TYPE-3	95.335	2.395	97.730
UNIT TYPE-3a	95.335	2.395	97.730
CORE	27.618	49.493	77.111
TOTAL	**357.798**	**58.803**	**416.601**

NOTE : FOR AREA DETAILS OF UNIT TYPES REFER SHEET A-05

GROUND COVERAGE CALCULATIONS & SHEET REFRENCE GUIDE

S.NO	TOWER NAME	TOWER TYPE	SHEET REF. NO.	TYPICAL FLOOR BUILT-UP AREA	+	TYPICAL FLOOR STAIRCASE WELL AREA	+	TYPICAL / 1ST FLOOR BALCONY AREA	=	GROUND COVERAGE AREA (FOOTPRINT AREA OF TOWERS
8	H	2A	A-09	401.516	+	3.98	+	58.877	=	464.373

COMPLETE AREA CALCULATIONS (SQ.M.) OF TYPE-2A (TOWER H)

S.NO	FLOOR LEVEL	FAR	ANCILLARY AREA	BALCONY AREA (WEE FROM FAR)	BUILT-UP AREA
*1	STILT FLOOR	208.826	39.278	29.701	248.104
2	1ST FLOOR	357.798	43.718	58.877	401.516
3	2nd FLOOR	357.798	43.718	58.877	401.516
4	3rd FLOOR	357.798	43.718	58.877	401.516
5	4th FLOOR	357.798	43.718	58.877	401.516
6	5th FLOOR	357.798	43.718	58.877	401.516
7	6th FLOOR	357.798	43.718	58.877	401.516
8	7th FLOOR	357.798	43.718	58.877	401.516
9	8th FLOOR	357.798	43.718	58.877	401.516
10	9th FLOOR	357.798	43.718	58.877	401.516
11	10th FLOOR	357.798	43.718	58.877	401.516
12	11th FLOOR	357.798	43.718	58.877	401.516
13	12th FLOOR	357.798	43.718	58.877	401.516
14	13th FLOOR	357.798	43.718	58.877	401.516
15	14th FLOOR	357.798	43.718	58.877	401.516
16	15th FLOOR	357.798	43.718	58.877	401.516
17	16th FLOOR	357.798	43.718	58.877	401.516
18	17th FLOOR	357.798	43.718	58.877	401.516
19	18th FLOOR	357.798	58.803	58.877	416.601
20	19th FLOOR	357.798	43.718	58.877	401.516
21	20th FLOOR	357.798	43.718	58.877	401.516
22	21st FLOOR	357.798	43.718	58.877	401.516
23	22nd FLOOR	357.798	43.718	58.877	401.516
24	23rd FLOOR	357.798	43.718	58.877	401.516
25	24th FLOOR	357.798	43.718	58.877	401.516
26	25th FLOOR	357.798	43.718	58.877	401.516
27	26th FLOOR	357.798	43.718	58.877	401.516
28	MUMTY & MACH. ROOM		57.460		57.460
TOTAL		**9511.574**	**1248.491**	**1560.503**	**10760.065**

* LIFT AND STAIRCASE WELL AREA TAKEN IN FAR ON STILT LEVEL

BALCONY AREA CALCULATIONS (SQ.M.) OF TYPE-2A (STILT FLOOR)

UNIT NAME	BALCONY AREA
UNIT TYPE-1	12.488
UNIT TYPE-3a	17.213
TOTAL	**29.701**

BALCONY AREA CALCULATIONS (SQ.M.) OF TYPE-2A (TYPICAL FLOOR)

UNIT NAME	BALCONY AREA
UNIT TYPE-1	12.488
UNIT TYPE-1	12.488
UNIT TYPE-3	16.688
UNIT TYPE-3a	17.213
TOTAL	**58.877**

REFUGE AREA CALCULATIONS (SQ.M.) OF TYPE-2A (18TH FLOOR)

FLOOR	REFUGE AREA
18TH FLOOR	0.210
TOTAL	**0.210**

DOOR WINDOW SCHEDULE

S.NO.	TYPE	SIZE	SILL LVL.	LINTEL LVL.
1	D1	1050x2400	-	2400
2	D2	900x2250	-	2250
3	D3	750x2250	-	2250
4	R1	1200x2250	-	2250
5	W1	600x1350	900	2250
6	V	600x1100	1150	2250
7	SD1	1800x2250	-	2250
8	SD2	1500x2250	-	2250
9	SW1	1550x2250	-	2250

NOTE :- THE PROVISION OF FIRE SAFETY MEASURES IN THE MULTI STOREY BUILDING CONFIRMING TO THE PROVISIONS OF RULES 1965 / NBC BUILDING BE ENSURED.

OWNERS' SIGN:

For EXPRESS PROJECTS PVT. LTD.

Director

ARCHITECT'S SIGN:

SHASHANK SHARMA
B.ARCH
C.O.A. Regn. No. CA/97/22031

REVISED PLAN OF GROUP HOUSING, EXPRESS ASTRA AT, PLOT NO. GH-6A, SECTOR 01, GREATER NOIDA (U.P.)

OWNER:
EXPRESS PROJECTS PVT. LTD.

SHEET TITLE:
TOWER-H (TYPE - 02A) PLAN & AREA CALCULATION

DRAWING NO:
A-09

SCALE: 1:100

DATE: JAN. 2020

ARCHITECTS:
4TH DIMENSION
ARCHITECTURE • INTERIORS • PLANNING
http://www.4d-arch.com
C-17, Basement, ANAND NIKETAN,
New Delhi - 110 021 India
PHONES : +91.11.41981137 +91.9810861137
FAX: +91.11.43705425 E MAIL : mail@4d-arch.com

© & ® THIS DRAWING IS THE PROPERTY OF THE ARCHITECTS AND IS NOT TO BE COPIED OR REPRODUCED WITHOUT PERMISSION