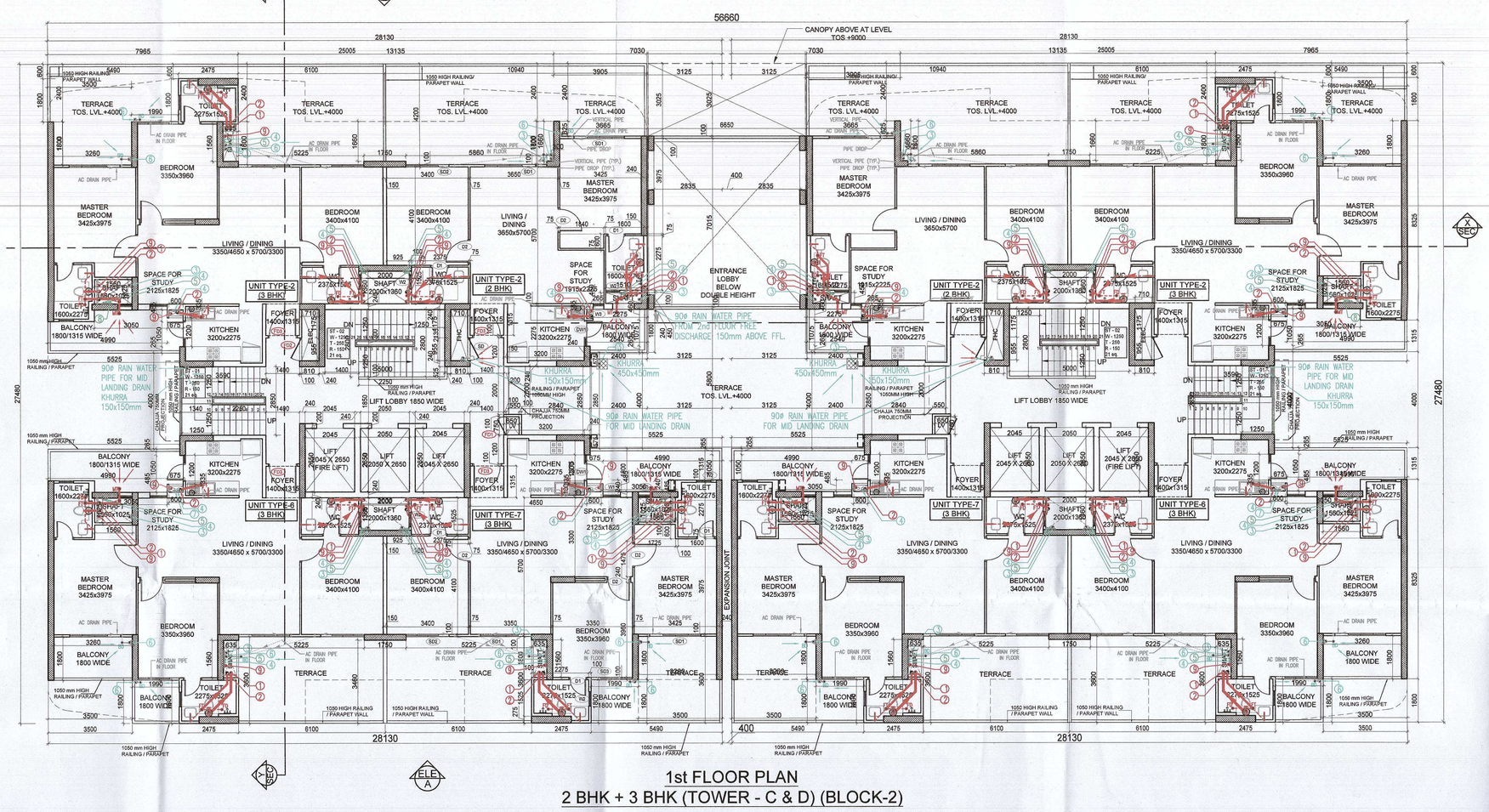

1st FLOOR PLAN
2 BHK + 3 BHK (TOWER - C & D) (BLOCK-2)

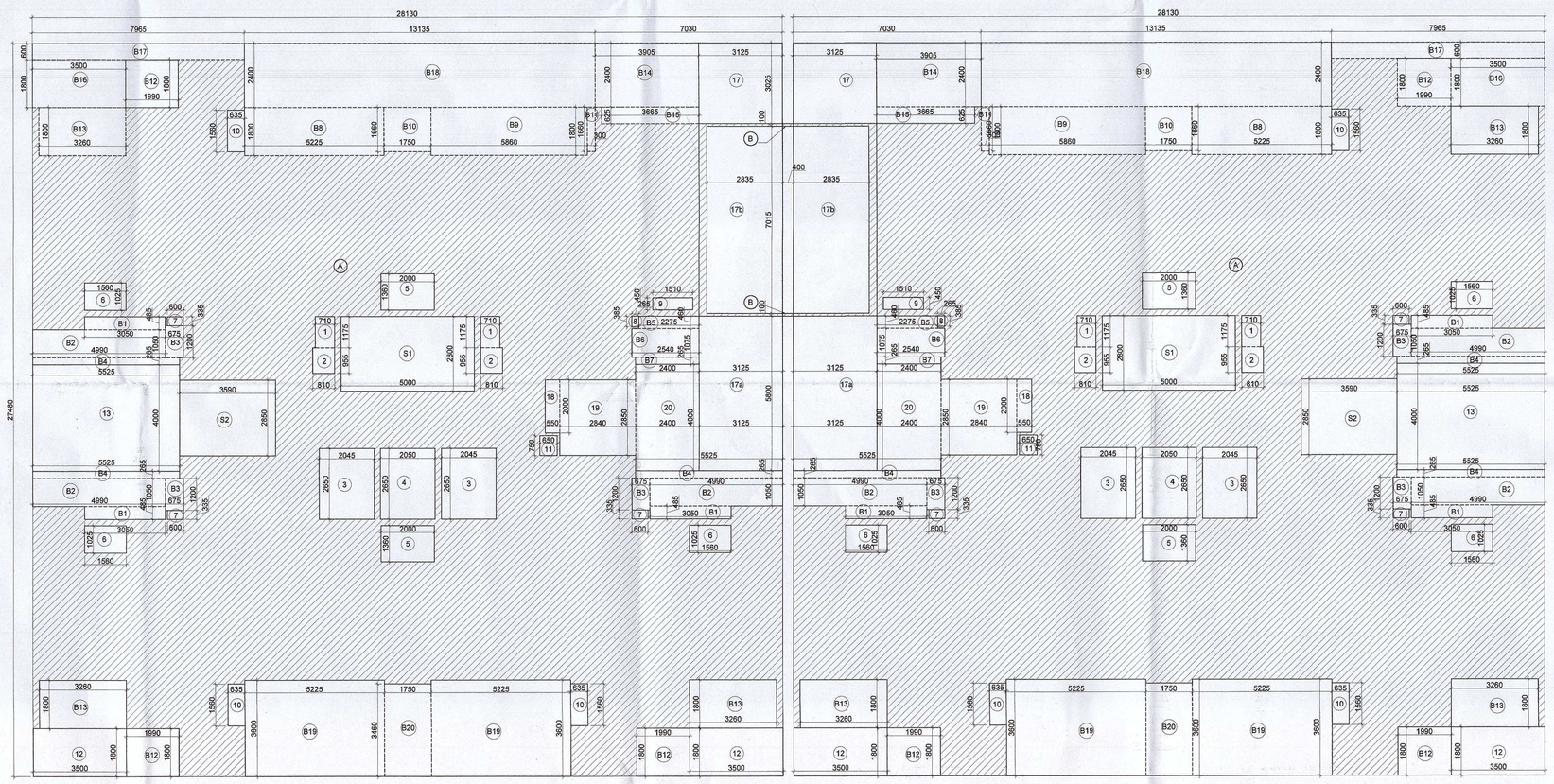

FIRST FLOOR AREA PLAN

DOOR WINDOW OPENING SCHEDULE					
	ROUGH OPENING/FROM FINISH LVL				
TYPE	WIDTH	HEIGHT	SILL	LINTEL	FIRE RATING
D1	750	2150	00	2150	
D2	1000	2450	00	2450	
FD3a	1200	2450	00	2450	1 HR. FIRE RATING DOOR
DW1	1075	2430/1550	00/900	2450	
DW2	2850	2450	00	2450	
DW3	6070	2450	00	2450	
GL1	6070	2450	00	2450	
SD	900	2050	100	2150	
SD1	2125	2450	00	2450	
SD2	1800	2450	00	2450	
SD3	1750	2450	00	2450	
W1	750	1550	900	2450	
W2 (FIXED)	600	1250	1200	2450	
W3	600/450	1550	900	2450	
W4	2100	1550	900	2450	
W5	1400	1550	900	2450	
V1	600	950	1500	2450	
FD1 (FIRE DOOR)	750	2050	100	2150	2 HR. FIRE RATING DOOR
FD2 (FIRE DOOR)	900	2050	100	2150	1 HR. FIRE RATING DOOR
FD3 (FIRE DOOR)	1200	2450	00	2450	2 HR. FIRE RATING DOOR
FD4 (FIRE DOOR)	1250	2450	00	2450	2 HR. FIRE RATING DOOR

PLUMBING LEGEND:-	
1	110Ø SOIL PIPE
2	110Ø WASTE PIPE
3	110Ø RAIN WATER PIPE
4	DWS DN TAKE PIPE
4a	DWS FROM BOOSTER PUMP FOR TOP TWO FLOOR
5	FWS DN TAKE PIPE
6	110Ø BALCONY DRAIN PIPE
7	Ø DMOMESTIC WATER SUPPLY RISER
8	Ø FLUSHING WATER SUPPLY RISER
9	75Ø ANTISYPHONAGE PIPE
WB TO FT	40Ø WASTE PIPE
SINK TO FT	50Ø WASTE PIPE
FD	FLOOR DRAIN WITH GRATING
FT	FLOOR TRAP WITH GRATING
MT	MULTI TRAP WITH GRATING
BD	BALCONY DRAIN WITH GRATING
DWS	DOMESTIC WATER SUPPLY PIPE
FWS	FLUSHING WATER SUPPLY PIPE
DWS	DWS PIPE THROUGH BOOSTER PUMP
GEYSER	TOILET GEYSER 25LTR
GEYSER	KITCHEN GEYSER 6LTR
	BOOSTER PUMP SET FOR TOP TWO FLOOR
	CATCH BASIN 1100x500mm

AREA CALCULATION - 1ST FLOOR							
FAR AREA							
S.NO.	NOS.	FORMULA	LENGTH (L)	WIDTH (W)	WIDTH (W')	AREA	UNITS
A	2	L X W	28.130	27.480		1546.025	SQM.
B	2	L X W	0.400	0.100		0.080	SQM.
				TOTAL (A) =		1546.105	SQM.
BALCONY							
B1	6	L X W	3.050	0.485		8.876	SQM.
B2	6	L X W	4.990	1.050		31.437	SQM.
B3	6	L X W	0.675	1.200		4.860	SQM.
B4	6	L X W	5.525	0.265		8.785	SQM.
B5	2	L X W	2.275	0.460		2.093	SQM.
B6	2	L X W	2.540	1.075		5.461	SQM.
B7	2	L X W	2.400	0.265		1.272	SQM.
B8	2	L X W	5.225	1.800		18.810	SQM.
B9	2	L X W	5.860	1.800		21.096	SQM.
B10	2	L X W	1.750	1.660		5.810	SQM.
B11	2	L X W	0.300	1.660		0.996	SQM.
B12	6	L X W	1.990	1.800		21.492	SQM.
B13	6	L X W	3.260	1.800		35.208	SQM.
B14	2	L X W	3.905	2.400		18.744	SQM.
B15	2	L X W	3.665	0.625		4.581	SQM.
B16	2	L X W	3.500	1.800		12.600	SQM.
B17	2	L X W	7.965	0.600		9.558	SQM.
B18	2	L X W	13.135	2.400		63.048	SQM.
B19	4	L X W	5.225	3.800		75.240	SQM.
B20	2	L X W	1.750	3.460		12.110	SQM.
				TOTAL (B) =		362.077	SQM.
CUT OUT / DEDUCTION AREA							
1	4	L X W	0.710	1.175		3.337	SQM.
2	4	L X W	0.810	0.955		3.094	SQM.
3	4	L X W	2.045	2.650		21.677	SQM.
4	2	L X W	2.050	2.650		10.865	SQM.
5	4	L X W	2.000	1.360		10.880	SQM.
6	8	L X W	1.560	1.025		9.594	SQM.
7	6	L X W	0.600	0.335		1.206	SQM.
8	2	L X W	0.265	0.385		0.204	SQM.
9	2	L X W	1.510	0.450		1.359	SQM.
10	6	L X W	0.635	1.560		5.944	SQM.
11	2	L X W	0.650	0.750		0.975	SQM.
12	4	L X W	3.500	1.800		25.200	SQM.
13	2	L X W	5.525	4.000		44.200	SQM.
17	2	L X W	3.125	3.025		18.906	SQM.
17a	2	L X W	3.125	5.800		36.250	SQM.
17b	2	L X W	2.835	7.015		39.775	SQM.
18	2	L X W	0.550	2.000		2.200	SQM.
19	2	L X W	2.840	2.850		16.188	SQM.
20	2	L X W	2.400	4.000		19.200	SQM.
				TOTAL (C) =		271.054	SQM.
NON FAR AREA							
S1	2	L X W	5.000	2.800		28.000	SQM.
S2	2	L X W	3.590	2.850		20.463	SQM.
				TOTAL (D) =		48.463	SQM.
TOTAL FAR AREA (A-(B+C+D)						864.511	SQM.
TOTAL COVERED AREA= (A-(B+C)						912.974	SQM.
TOTAL BUILT UP AREA (A-C)						1275.051	SQM.

This drawing is a "COPYRIGHT" contents of this drawing or part thereof may not be used or reproduced without the permission of the Architect

NO. OF PRINTS	DATE	ISSUED TO	REMARKS

REVISION	DATE	DESCRIPTION	BY

GENERAL NOTES

1. All dimensions are in mm unless mentioned otherwise
2. No dimensions are to be scaled from this drawing.
3. All WC are mechanically ventilated through shaft.

A.T.P. (HQ) Member B.P.A.C. | S.T.P. (HQ) Member Sanitary B.P.A.C. | S.T.P. (G) Member B.P.A.C. | C.T.P. (Hr.) Chairman B.P.A.C.

J.D. | A.T.P.

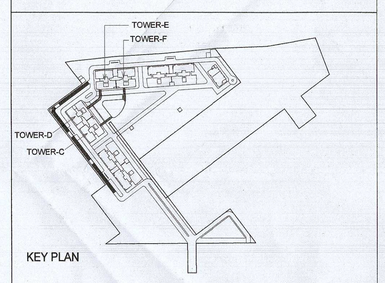

KEY PLAN

SUBMISSION DRAWINGS

CLIENT :
NOURISH DEVELOPERS PVT. LTD.

OWNER'S SIGN.

ARCHITECT'S SIGN.

PROJECT :
BUILDING PLAN FOR RESIDENTIAL COLONY UNDER NILP POLICY -2016 ON THE AREA MEASURING 10.30 ACRES (AFTER FREEZING OF AN AREA MEASURING 5.8125 ACRES (46K-10M) FALLING UNDER NCZ AND NON COMPACT POCKET DUE TO NCZ) (LICENCE NO. 106 OF 2022, DATED 5/8/2022 AT SECTOR-113 DISTRICT GURUGRAM, HARYANA BEING DEVELOPED BY NOURISH DEVELOPERS PVT. LTD

DRAWING TITLE
TOWER- C & D
1st FLOOR PLAN & AREA DIAGRAMS

TOWER- E & F IS SIMILAR BUT MIRRORED

DATE	CHECKED BY	APPROVED BY
SEP. 2022	DEEPAK AGARWAL	
SCALE	DEALT BY	
1:100	SHANKY GARG	DEEPAK AGARWAL

ARCHITECTS:-
C. P. KUKREJA ARCHITECTS
ASHIRWAD BUILDING,
D-1,GREEN PARK,
NEW DELHI - 110016
PHONE :- 011 26863953 FAX :- 011 26865770
EMAIL-cpka@cpkukreja.com

DRAWING NO.
21020/SWD-113/SUB./LATEST/BLOCK-02&03/A-FP01

CAD NO.

DRG. NO.
6