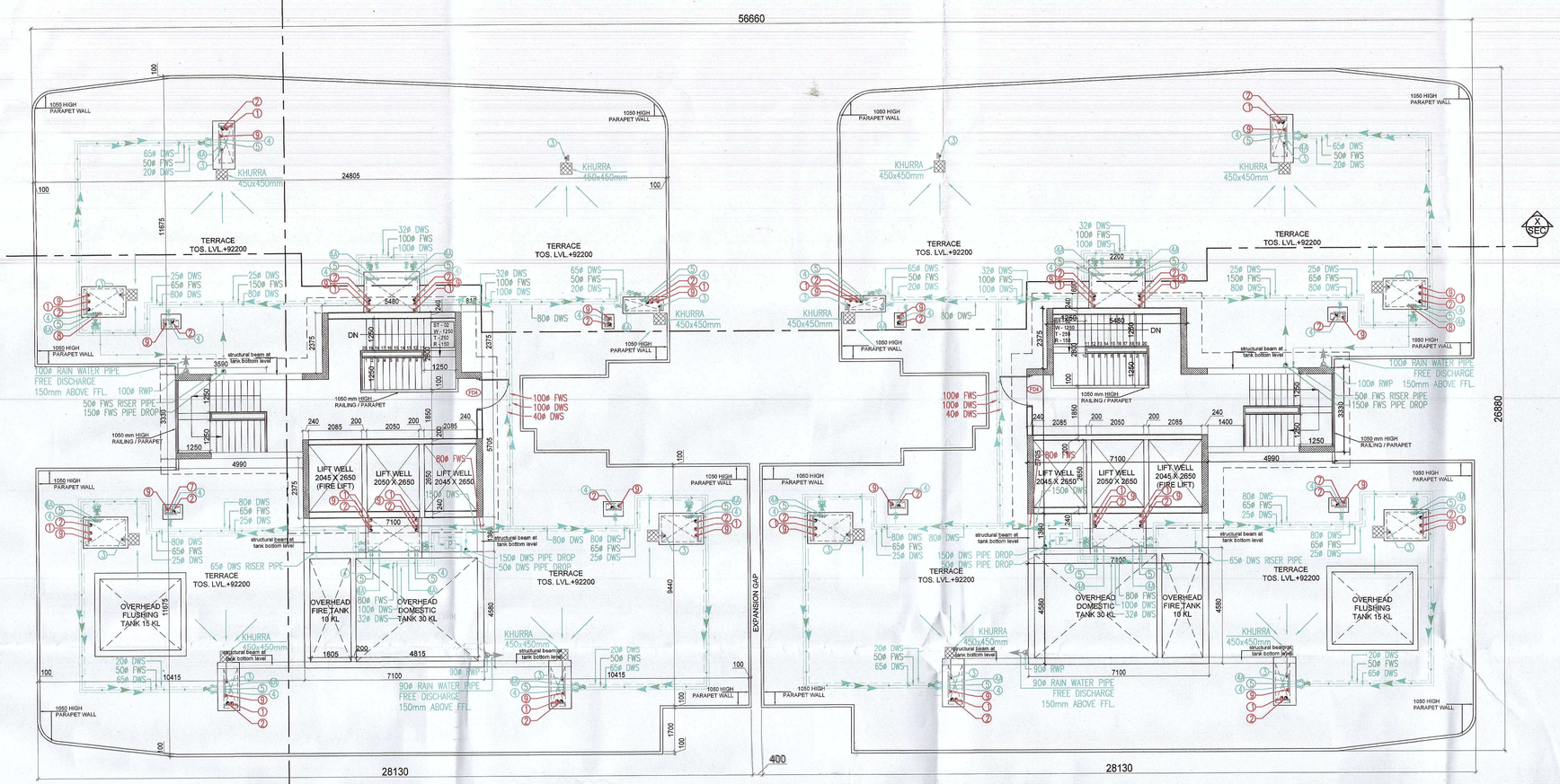

TERRACE PLAN

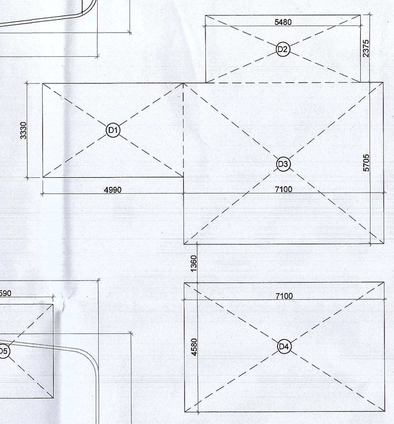

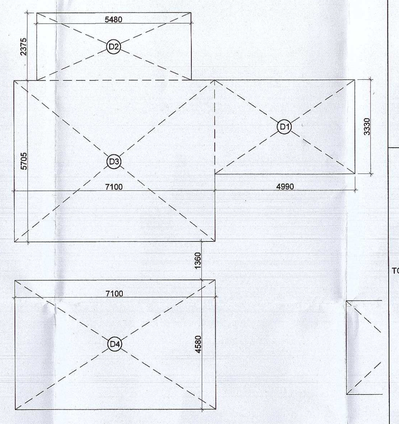

MUMTY & WATER TANK AREA DIAGRAM

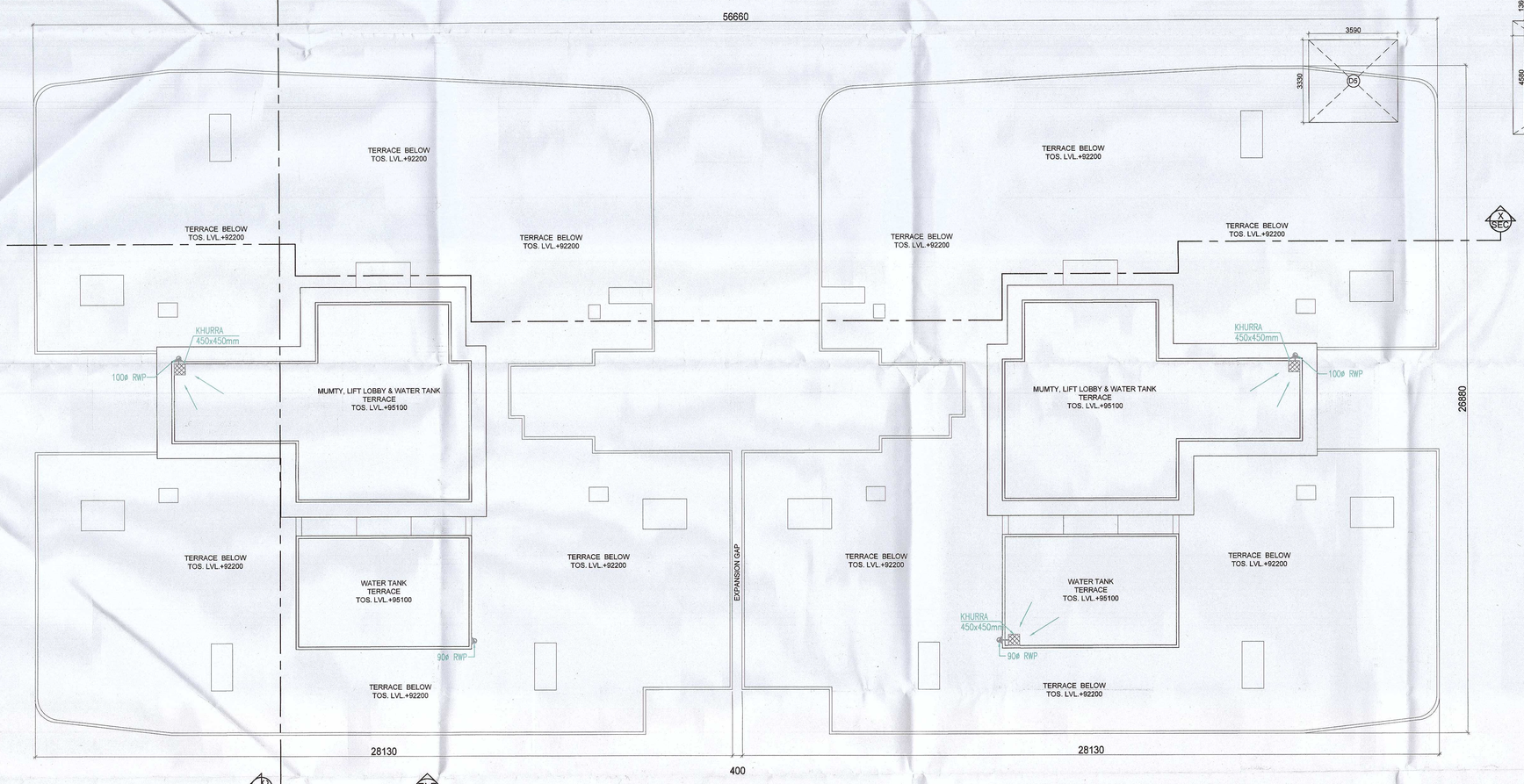

ROOF PLAN

DOOR WINDOW OPENING SCHEDULE					
	ROUGH OPENING/FROM FINISH LVL				
TYPE	WIDTH	HEIGHT	CILL	LINTEL	FIRE RATING
D1	750	2150	00	2150	
D2	1000	2450	00	2450	
FD3a	1200	2450	00	2450	1HR FIRE RATING DOOR
DW1	1075	2400/1050	00/900	2450	
DW2	2850	2450	00	2450	
DW3	6070	2450	00	2450	
GL1	6070	2450	00	2450	
SD	900	2050	100	2150	
SD1	2125	2450	00	2450	
SD2	1800	2450	00	2450	
SD3	1750	2450	00	2450	
W1	750	1550	900	2450	
W2 +EXTG.FAN.	600	1250	1200	2450	
W3	600/450	1550	900	2450	
W4	2100	1550	900	2450	
W5	1400	1550	900	2450	
V1	600	950	1500	2450	
FD1 (FIRE DOOR)	750	2050	100	2150	2 HR. FIRE RATING DOOR
FD2 (FIRE DOOR)	900	2050	100	2150	1 HR. FIRE RATING DOOR
FD3 (FIRE DOOR)	1200	2450	00	2450	2 HR. FIRE RATING DOOR
FD4 (FIRE DOOR)	1250	2450	00	2450	2 HR. FIRE RATING DOOR

PLUMBING LEGEND:-	
1	110Ø SOIL PIPE
2	110Ø WASTE PIPE
3	110Ø RAIN WATER PIPE
4	DWS DN TAKE PIPE
4A	DWS FROM BOOSTER PUMP FOR TOP TWO FLOOR
5	FWS DN TAKE PIPE
6	110Ø BALCONY DRAIN PIPE
7	Ø DMOMESTIC WATER SUPPLY RISER
8	Ø FLUSHING WATER SUPPLY RISER
9	75Ø ANTISYPHONAGE PIPE
WB TO FT	40Ø WASTE PIPE
SINK TO FT	50Ø WASTE PIPE
FD	FLOOR DRAIN WITH GRATING
FT	FLOOR TRAP WITH GRATING
MT	MULTI TRAP WITH GRATING
BD	BALCONY DRAIN WITH GRATING
DWS	DOMESTIC WATER SUPPLY PIPE
FWS	FLUSHING WATER SUPPLY PIPE
DWS	DWS PIPE THROUGH BOOSTER PUMP
GEYSER	TOILET GEYSER 25LTR
GEYSER	KITCHEN GEYSER 6LTR
	BOOSTER PUMP SET FOR TOP TWO FLOOR
	CATCH BASIN 1100x500mm

AREA CALCULATION FOR MUMTY, OH TANKS							
NON FAR AREA							
S.NO.	NOS.	FORMULA	LENGTH (A)	WIDTH (B)	WIDTH (C)	AREA	UNITS
D1	2	A X B	4.990	3.330		33.233	SQM.
D2	2	A X B	5.480	2.375		26.030	SQM.
D3	2	A X B	7.100	5.705		81.011	SQM.
D4	2	A X B	7.100	4.580		65.036	SQM.
D5	2	A X B	3.590	3.330		23.909	SQM.
TOTALTERRACE NON FAR AREA =						229.220	SQM.

This drawing is a "COPYRIGHT" contents of this drawing or part thereof may not be used or reproduced without the permission of the Architect

NO. OF PRINTS	DATE	ISSUED TO	REMARKS

REVISION	DATE	DESCRIPTION	BY

GENERAL NOTES

1. All dimensions are in mm unless mentioned otherwise
2. No dimensions are to be scaled from this drawing.

A.T.P (HQ) Member B.P.A.C. | S.T.P (HQ) Member Secretary B.P.A.C. | S.T.P. (G) Member B.P.A.C. | C.T.P. (HK) Chairman B.P.A.C.

J.D. | A.T.P.

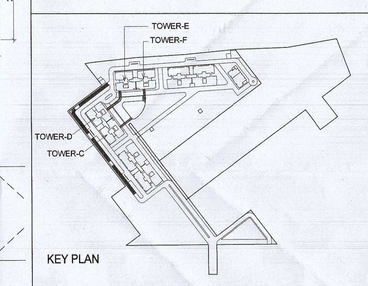

KEY PLAN

SUBMISSION DRAWINGS

CLIENT :
NOURISH DEVELOPERS PVT. LTD.

OWNER'S SIGN.

ARCHITECT'S SIGN.

PROJECT :
BUILDING PLAN FOR RESIDENTIAL COLONY UNDER NILP POLICY -2016 ON THE AREA MEASURING 10.30 ACRES (AFTER FREEZING OF AN AREA MEASURING 5.8125 ACRES (46K-10M) FALLING UNDER NCZ AND NON COMPACT POCKET DUE TO NCZ) (LICENCE NO. 106 OF 2022, DATED 5/8/2022 AT SECTOR-113 DISTRICT GURUGRAM, HARYANA BEING DEVELOPED BY NOURISH DEVELOPERS PVT. LTD

DRAWING TITLE
TOWER- C & D
TERRACE, ROOF PLAN & AREA DIAGRAMS

TOWER- E & F IS SIMILAR BUT MIRRORED

DATE	CHECKED BY	APPROVED BY
SEP. 2022	DEEPAK AGARWAL	
SCALE	DEALT BY	
1:100	SHANKY GARG	DEEPAK AGARWAL

ARCHITECTS:-
C. P. KUKREJA ARCHITECTS
ASHIRWAD BUILDING,
D-1,GREEN PARK,
NEW DELHI - 110016
PHONE :- 011 26863953 FAX :- 011 26865770
EMAIL-cpka@cpkukreja.com

DRAWING NO.
21020/SWD-113/SUB./LATEST/BLOCK-02&03/A-TR-RF01

CAD NO.

DRG. NO.
15