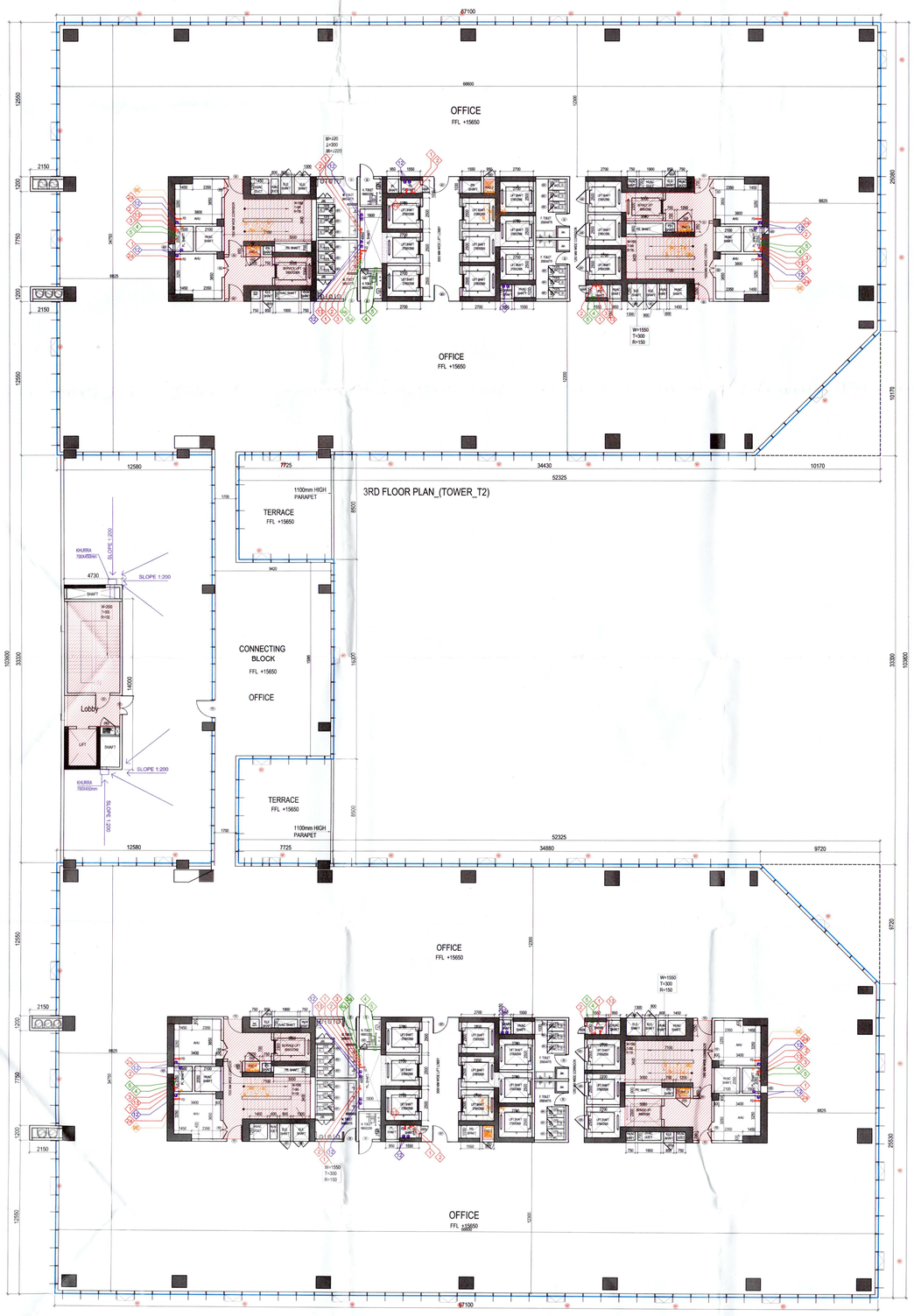

3RD FLOOR PLAN_(TOWER_T2)

3RD FLOOR PLAN_(TOWER_T1)

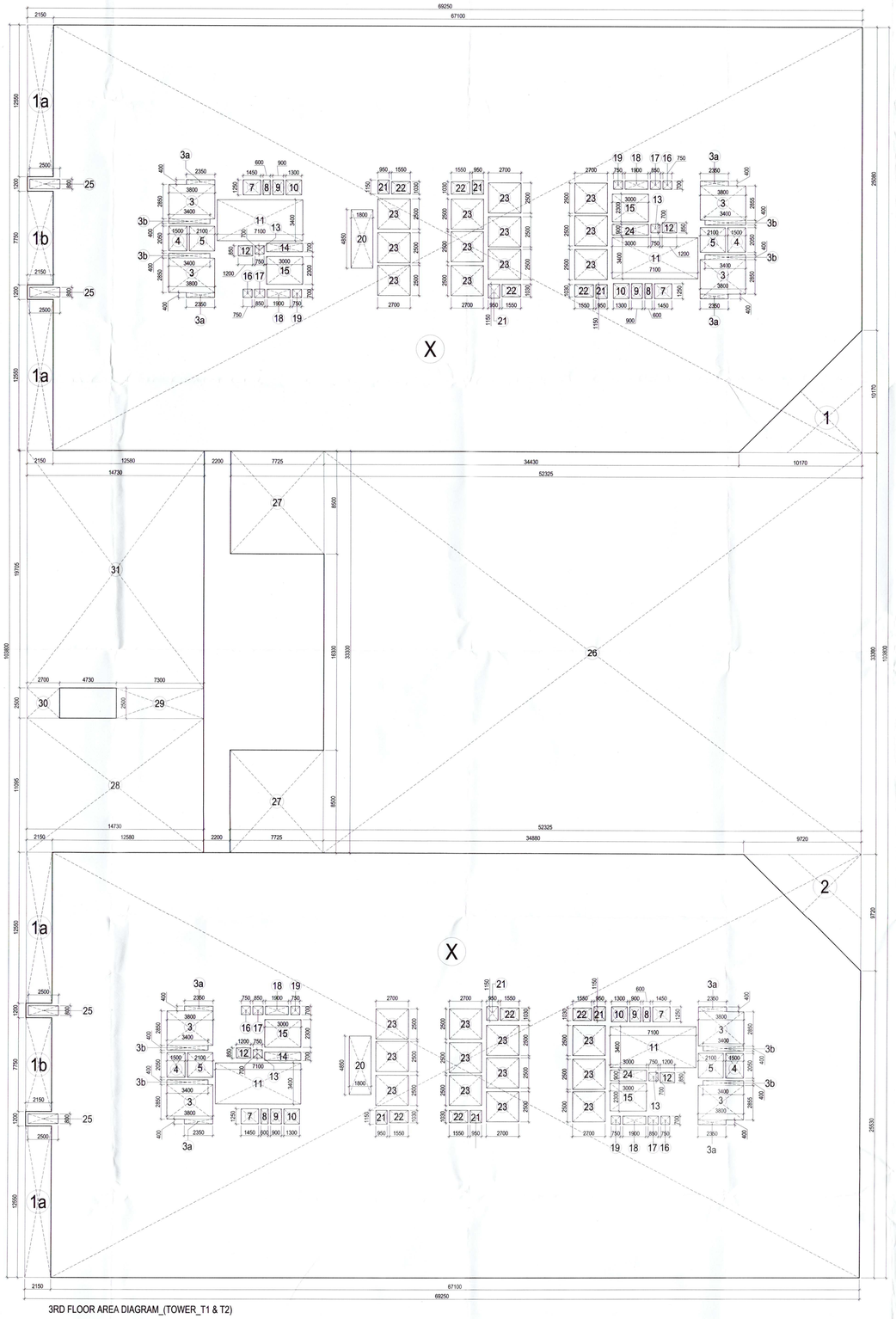

3RD FLOOR AREA DIAGRAM_(TOWER_T1 & T2)

A.D.P.O.(HQ)
DFS PRO.
Member B.P.C.

Checked and found ok for Public Health (Internal) Service only subject to comments in knowledge of Sector 33

Superintending Engineer (HQ)
HSVP Panchkula

This is a " PROVISIONAL APPROVED BUILDING PLAN" only for purpose of inviting objection from the general public

Authority (HQ)
Directorate of Town and Country Planning, Haryana, Chandigarh.

NEHA CHANDEL
J.D.

LEGEND FOR VERTICAL PIPES:-

1	150ø SOIL & VENT PIPE
2	100ø WASTE & VENT PIPE
2a	100ø WASTE & VENT PIPE FOR AHU
2b	100ø WASTE & VENT PIPE FOR PANTRY
3	100ø ANTISYPHONAGE VENT PIPE
4	COLD WATER SUPPLY ON TAKE (DOMESTIC)
4a	CWS RISER PIPE(DOMESTIC)
4b	COLD WATER SUPPLY ON TAKE HYD.(DOMESTIC)
5	COLD WATER SUPPLY ON TAKE (FLUSHING)
5a	CWS RISER PIPE(FLUSHING)
6	150ø FIRE PIPE FOR LOWER ZONE
7	150ø FIRE PIPE FOR UPPER ZONE
8	80ø DRAIN PIPE
9	150ø SPRINKLER PIPE FOR LOWER ZONE
9a	150ø SPRINKLER PIPE FOR UPPER ZONE
9b	150ø SPRINKLER PIPE FOR LOWER ZONE(STAND BY)
9c	150ø SPRINKLER PIPE FOR UPPER ZONE(STAND BY)
9d	150ø MAIN UP LINE FOR LOWER ZONE DELIVERY HEADER
10	150ø RAIN CURTAIN PIPE
11	100ø RAIN WATER PIPE
12	200ø RAIN WATER PIPE
13	75ø DRAIN PIPE FOR SHAFT
FHC	FIRE HOSE CABINET
(AD)	ACCESS DOOR

DOOR/WINDOW SCHEDULE

TAG	WIDTH	LINTEL FROM FFL	CILL
FHC1	950	2100	100
FHC2	1200	2100	100
FHC3	1200	2100	100
D2	1100	2400	0.0
D3	1000	2400	0.0
FD1	1200	2400	0.0
FD2	1500	2400	0.0
FD3	1000	2400	0.0
GD1	1200	2400	0.0
AD1	900	2400	100
AD1A	800	2400	100
AD2	1300	2400	100
AD3	800	2400	1200
ADA	700	2400	100
AD5	1100	2400	100
W	1000	2000	1000

TOILET CALCULATIONS

Office	3rd Floor		AS PER NBC			
S.NO	FIXTURE	AREA(SQM)	TOTAL POPULATION @ 22 Seats/Person	MALE 50% OF TOTAL POPULATION	FEMALE 50% OF TOTAL POPULATION	
		42.25 /54	42/2	21/	21/	3.15/
	W.C		1 PER 25 FOR MALE 1 PER 25 FOR FEMALE	11.00	5.08	
	Total NBC Requirement (Male & Female)			12.0	12.0	
			4 FOR TO TO USE AND FROM 3/21 TO 200 ACD @ 3% for over 200 @ 1.5%	9.03	NIL	
	Total Urinal Requirement (Male)			12.0	NIL	
			1 PER 25 FOR MALE AND FEMALE BOTH	11.00	5.4	
	Total WB Requirement (Male & Female)			12.0	8.0	

3RD FLOOR AREA CALCULATIONS

S. No.	COEFF.	WIDTH	LENGHT	NOS.	AREA IN SQMT
X	1	69.250	103.800	1	7188.150
TOTAL				=	7188.150
DEDUCTIONS					
1	0.5	10.170	10.170	1	51.714
1a	1	2.150	12.580	4	107.930
1b	1	2.150	7.750	2	33.325
2	0.5	9.720	9.720	1	47.238
3	1	3.800	2.850	8	86.640
3a	1	2.350	0.400	8	7.520
3b	1	3.400	0.400	8	10.880
4	1	1.500	2.050	4	12.300
5	1	2.100	2.050	4	17.220
7	1	1.450	1.250	4	7.250
8	1	0.600	1.250	4	3.000
9	1	0.900	1.250	4	4.500
10	1	1.300	1.250	4	6.500
11	1	7.100	3.400	4	96.560
12	1	1.200	0.850	4	4.080
13	1	0.750	0.700	4	2.100
14	1	3.000	0.700	2	4.200
15	1	3.000	2.300	4	27.600
16	1	0.750	0.700	4	2.100
17	1	0.850	0.700	4	2.380
18	1	1.900	0.700	4	5.320
19	1	0.750	0.700	4	2.100
20	1	1.800	4.850	2	17.460
21	1	0.950	1.150	8	8.740
22	1	1.550	1.030	8	12.772
23	1	2.700	2.500	24	162.000
24	1	3.000	0.900	2	5.400
25	1	2.500	0.800	4	8.000
26	1	44.600	33.300	1	1485.180
27	1	7.725	8.500	2	131.325
28	1	14.730	11.095	1	163.429
29	1	7.300	2.500	1	18.250
30	1	2.700	2.500	1	6.750
31	1	14.730	19.705	1	290.255
TOTAL DEDUCTIONS (B)				=	2852.020
COVERED AREA = (X - B)				=	4336.130

MUMTY & MACHINE ROOM AREA CALCULATIONS

S. No.	COEFF.	WIDTH	LENGHT	NOS.	AREA IN SQMT
M1	1	4.730	14.000	1	66.220
TOTAL AREA				=	66.220

Key Plan

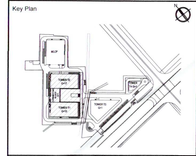

PROJECT

REVISED BUILDING PLAN FOR WORLD TRADE CENTRE MEASURING 11.470 ACRES (LICENCE NO. 58 TO 62 OF 1997 DATED 29.11.1997) IN SECTOR-33, GURGAON BEING DEVELOPED BY M/S ENERGETIC CONSUTRUCTION PVT. LTD.

ARCHITECTS

ARCHITECT'S SEAL & SIGNATURE

Ashu, Architect
Council of Architecture
Registration No.: CA/2007/40337

OWNER/AUTH. SIGN.

Scale : 1 : 150

Drawing Title:- 3RD & AREA CALCULATION (TOWER_T1 & T2)

Drawing No:- WTC / A-10