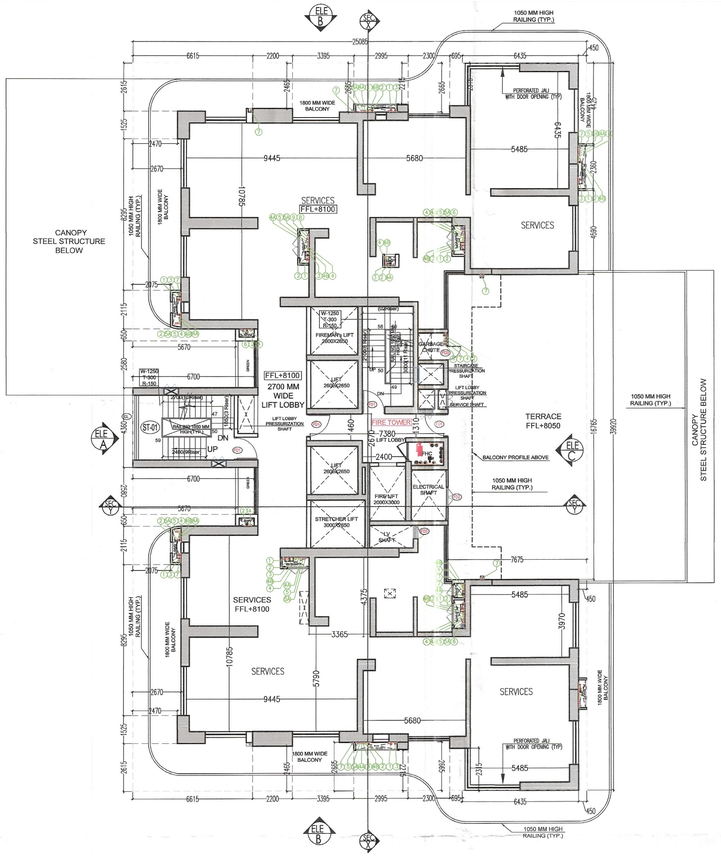

Service Floor at 2nd Floor Lvl.

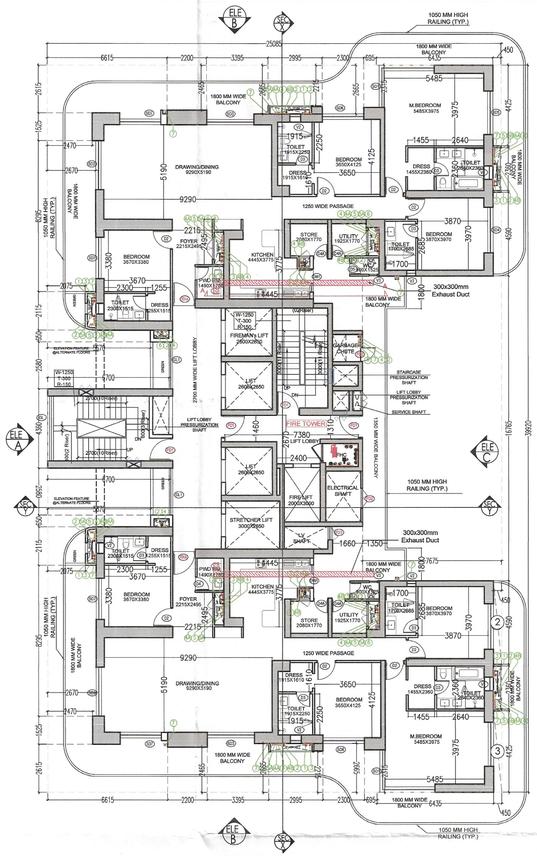

Typical Floor
(3rd to 15th,17th to 22nd,25th to 31st,33rd to 39th and 41st to 47th Floor)

SANCTIONED
TO BE READ WITH THIS OFFICE
MEMO NO.: 11906
DATED: 10/4/2024

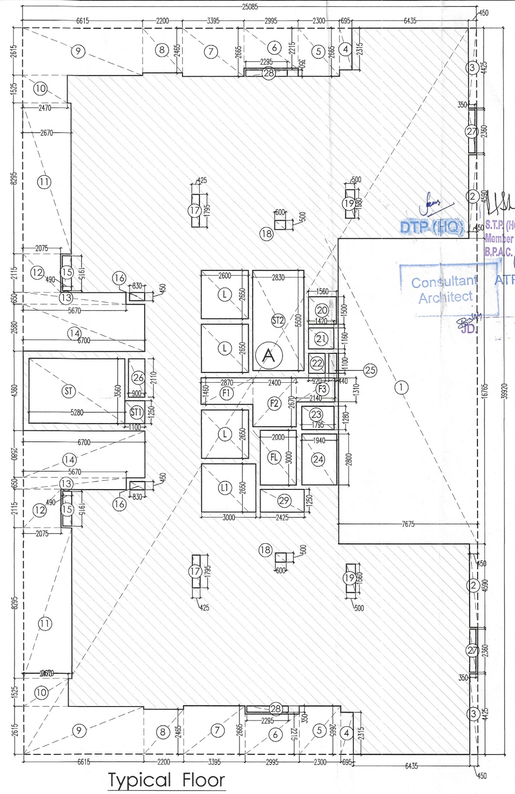

Typical Floor
Area Diagram

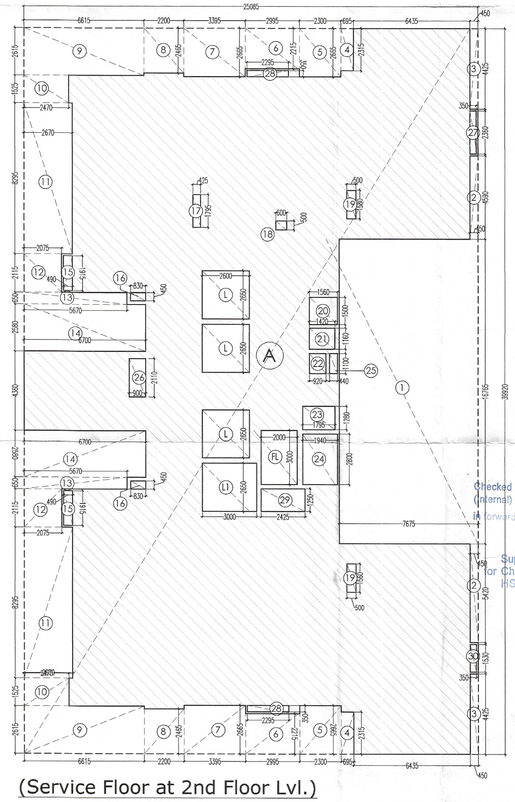

(Service Floor at 2nd Floor Lvl.)
Area Diagram

TOWER - A - 2nd FLOOR AREA (Service Floor)									
TOTAL AREA (A) =									
	39.920	X	25.085	=	1001.393		Sq mtrs.		
DEDUCTIONS									
1	16.765	X	7.675	=	128.671	X	1	=	128.671
2	4.590	X	0.450	=	2.066	X	2	=	4.131
3	4.425	X	0.450	=	1.991	X	2	=	3.983
4	2.315	X	0.695	=	1.609	X	2	=	3.218
5	2.665	X	2.300	=	6.130	X	2	=	12.259
6	2.215	X	2.995	=	6.634	X	2	=	13.268
7	2.665	X	3.395	=	9.048	X	2	=	18.095
8	2.465	X	2.200	=	5.423	X	2	=	10.846
9	2.615	X	6.615	=	17.298	X	2	=	34.596
10	1.525	X	2.470	=	3.767	X	2	=	7.534
11	8.295	X	2.670	=	22.148	X	2	=	44.295
12	2.115	X	2.075	=	4.389	X	2	=	8.777
13	0.650	X	5.670	=	3.686	X	2	=	7.371
14	2.580	X	6.700	=	17.286	X	2	=	34.572
15	1.915	X	0.490	=	0.938	X	2	=	1.877
16	0.830	X	0.450	=	0.374	X	2	=	0.747
17	1.795	X	0.425	=	0.763	X	1	=	0.763
18	0.500	X	0.600	=	0.300	X	1	=	0.300
19	1.560	X	0.500	=	0.780	X	2	=	1.560
20	1.500	X	1.560	=	2.340	X	1	=	2.340
21	1.160	X	1.420	=	1.647	X	1	=	1.647
22	1.100	X	0.920	=	1.012	X	1	=	1.012
23	1.280	X	1.795	=	2.298	X	1	=	2.298
24	2.800	X	1.940	=	5.432	X	1	=	5.432
25	1.100	X	0.440	=	0.484	X	1	=	0.484
26	2.110	X	0.900	=	1.899	X	1	=	1.899
27	2.360	X	0.350	=	0.826	X	1	=	0.826
28	0.350	X	2.295	=	0.803	X	2	=	1.607
29	1.250	X	2.425	=	3.031	X	1	=	3.031
30	1.530	X	0.350	=	0.536	X	1	=	0.536
FL	3.000	X	2.000	=	6.000	X	1	=	6.000
L	2.650	X	2.600	=	6.890	X	3	=	20.670
L1	2.650	X	3.000	=	7.950	X	1	=	7.950
TOTAL AREA TO BE DEDUCTED (B)								=	392.594
									Sq mtrs.
SERVICE FLOOR AREA (C)				=	A	-	B		
					1001.393	-	392.594		
NET AREA				=	608.799	sq mtrs.			

BUILTUP AREA OF SERVICE FLOOR @ (2nd Floor)	608.799	sq mtrs.

TOWER-A SCHEDULE OF OPENING							
Sr. No.	LEGEND	WIDTH (MM) For DOOR	WIDTH (MM) For WINDOW	CILL (MM)	LINTEL (MM)	HEIGHT (MM)	REMARK
1	D1	1250	-	0	2100	2100	
2	D2	1050	-	0	2100	2100	
3	D3	800	-	0	2100	2100	
4	D4	750	-	0	2100	2100	
5	D4A	750	-	0	2100	2100	
6	D5	600	-	0	2100	2100	
7	D6	900	-	0	2100	2100	
8	KD	1250	-	0	2100	2100	
9	MD	2000	-	0	2100	2100	
10	SD1	2745+2015	-	0	2700	2700	
11	SD2	2700	-	0	2700	2700	
12	SD3	2600	-	0	2700	2700	
13	SD4	2505	-	0	2700	2700	
14	SD5	2395	-	0	2700	2700	
15	SD6	2300	-	0	2700	2700	
16	SD7	2275	-	0	2700	2700	
17	DW1	850	425	1050	2700	2700	
18	W1	0	1050	1050	2700	2700	
19	W2	0	900	1050	2700	2700	
20	V1	-	750	1200	2700	1500	
21	V2	-	600	1200	2700	1500	
22	V3	-	450	1200	2700	1500	
23	V4	-	1675	1200	2700	1500	
24	V5	-	2500	1200	2700	1500	
25	GL	-	3560	0	Landing Lvl.		
26	GL1	-	3250	0	2700	2700	
27	GL2	-	2745+2015	0	2700	2700	
28	GL3	-	2700	0	2700	2700	
29	GL4	-	2600	0	2700	2700	
30	GL5	-	2505	0	2700	2700	
31	GL6	-	2275	0	2700	2700	
32	GL7	-	1400	0	2700	2700	
33	GL8	-	2300	0	2700	2700	
34	GL9	-	2395	0	2700	2700	
35	GL10	-	2000	0	2700	2700	
Fire Doors							
36	FD	2000	-	0	2100	2100	2.0 HR FIRE RATED
37	FD1	1250	-	0	2100	2100	2.0 HR FIRE RATED
38	FD1A	1050	-	0	2100	2100	1.0 HR FIRE RATED
39	FD2	900	-	0	2100	2100	2.0 HR FIRE RATED
40	FD3	800	-	0	2100	2100	2.0 HR FIRE RATED

TOWER - A - TYPICAL FLOOR AREA (3rd to 15th,17th to 22nd,25th to 31st,33rd to 39th and 41st to 47th Floor)									
TOTAL AREA (A) =									
	39.920	X	25.085	=	1001.393		Sq mtrs.		
DEDUCTIONS									
1	16.765	X	7.675	=	128.671	X	1	=	128.671
2	4.590	X	0.450	=	2.066	X	2	=	4.131
3	4.425	X	0.450	=	1.991	X	2	=	3.983
4	2.315	X	0.695	=	1.609	X	2	=	3.218
5	2.665	X	2.300	=	6.130	X	2	=	12.259
6	2.215	X	2.995	=	6.634	X	2	=	13.268
7	2.665	X	3.395	=	9.048	X	2	=	18.095
8	2.465	X	2.200	=	5.423	X	2	=	10.846
9	2.615	X	6.615	=	17.298	X	2	=	34.596
10	1.525	X	2.470	=	3.767	X	2	=	7.534
11	8.295	X	2.670	=	22.148	X	2	=	44.295
12	2.115	X	2.075	=	4.389	X	2	=	8.777
13	0.650	X	5.670	=	3.686	X	2	=	7.371
14	2.580	X	6.700	=	17.286	X	2	=	34.572
15	1.915	X	0.490	=	0.938	X	2	=	1.877
16	0.830	X	0.450	=	0.374	X	2	=	0.747
17	1.795	X	0.425	=	0.763	X	2	=	1.526
18	0.500	X	0.600	=	0.300	X	2	=	0.600
19	1.560	X	0.500	=	0.780	X	2	=	1.560
20	1.500	X	1.560	=	2.340	X	1	=	2.340
21	1.160	X	1.420	=	1.647	X	1	=	1.647
22	1.100	X	0.920	=	1.012	X	1	=	1.012
23	1.280	X	1.795	=	2.298	X	1	=	2.298
24	2.800	X	1.940	=	5.432	X	1	=	5.432
25	1.100	X	0.440	=	0.484	X	1	=	0.484
26	2.110	X	0.900	=	1.899	X	1	=	1.899
27	2.360	X	0.350	=	0.826	X	2	=	1.652
28	0.350	X	2.295	=	0.803	X	2	=	1.607
29	1.250	X	2.425	=	3.031	X	1	=	3.031
ST	3.560	X	5.280	=	18.797	X	1	=	18.797
ST1	1.250	X	1.100	=	1.375	X	1	=	1.375
ST2	5.500	X	2.830	=	15.565	X	1	=	15.565
FL	3.000	X	2.000	=	6.000	X	1	=	6.000
L	2.650	X	2.600	=	6.890	X	3	=	20.670
L1	2.650	X	3.000	=	7.950	X	1	=	7.950
F1	1.460	X	2.870	=	4.190	X	1	=	4.190
F2	2.670	X	2.400	=	6.408	X	1	=	6.408
F3	1.310	X	2.140	=	2.803	X	1	=	2.803
TOTAL AREA TO BE DEDUCTED (B)								=	443.086
									Sq mtrs.
TYPICAL FLOOR AREA (C)				=	A	-	B		
					1001.393	-	443.086		
NET FLOOR AREA				=	558.307	sq mtrs.			

FAR AREA AT TYPICAL FLOOR (3rd to 15th,17th to 22nd,25th to 31st,33rd to 39th and 41st to 47th Floor)	558.307	sq mtrs.
BUILTUP AREA AT TYPICAL FLOOR (3rd to 15th,17th to 22nd,25th to 31st,33rd to 39th and 41st to 47th Floor) (FAR Area + Area of Staircase+Area of Fire Lift Lobby)	607.446	sq mtrs.



TYPICAL SECTION (A-A)

Note :-

1. BUILDING HAS AUTOMATIC SPRINKLER SYSTEM WHEREVER REQUIRED BY NBC.
2. BUILDING WILL BE DESIGNED (STRUCTURES) AS PER RELEVANT IS CODES FOR EARTH QUAKE RESISTANCE
3. FOR SOIL WASTE- SINGLE STACK SYSTEM WILL BE ADOPTED AS PER APPROVED IN NBC-2016.
4. ALL LIFTS & COMMON AREA WITH EMERGENCY LIGHTING TO HAVE 100% POWER BACKUP AS PER NBC REQUIREMENT.
5. ALL DIMENSIONS ARE IN MM.

NOTE :- ALL LIFT WELLS & BASEMENTS SHALL BE MECHANICALLY VENTILATED.

DTP (HQ)
S.T.P. (HQ) Member Secretary B.P.A.C.
S.T.P. (C) Member B.P.A.C.
S.T.P. (HR) Member B.P.A.C.
Chairman
DDT (T) MEMBER BPAC
Consultant Architect
ATP(HQ)
JD
P.A.

SYMBOL	DECRIPTION
1	110 OD SOIL AND VENT PIPE
2	110 OD WASTE AND VENT PIPE
2A	110 OD KITCHIN WASTE AND VENT PIPE
3	75ø ANTISYPHONAGE PIPE
4	DOMESTIC WATER SUPPLY DN. TAKE PIPE
4A	DOMESTIC WATER SUPPLY DN. TAKE PIPE FOR TOP FIVE FLOORS (PRESSURE SUPPLY)
4B	DOMESTIC WATER SUPPLY DN. TAKE PIPE
5	FLUSHING WATER SUPPLY DN. TAKE PIPE
5A	FLUSHING WATER SUPPLY DN. TAKE PIPE
6	160 OD uPVC TERRACE RAIN WATER PIPE
7	75ø uPVC RAIN WATER PIPE (BALCONY)
8	DOMESTIC WATER SUPPLY RISER
9	FLUSHING WATER SUPPLY RISER
FD	FLOOR DRAIN
FT	FLOOR TRAP
	LEDGE WALL
	CUTOUT IN FLOOR
	MAINTENANCE LOUVER DOOR REQUIRED

Ram Avtar Bassi
JD(HQ)

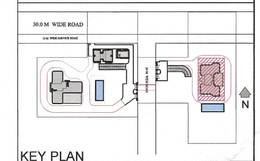

KEY PLAN

Project:

PROPOSED GROUP HOUSING COLONY FOR AN AREA MEASURING 7.35625 ACRES (LICENCE NO. 136 OF 2023 DATED 30/06/2023) IN SECTOR - 32, SOHNA, BEING DEVELOPED BY ST. PATRICKS REALTY PVT. LTD. AND OTHERS .

Client:-

ST. PATRICKS REALTY PVT. LTD.

Checked and found ok for Public Health (Internal) Service only subject to comments in forwarding letter No. 13775 Dt. 14/1/24

Superintending Engineer (HQ) for Chief Engineer, HSVP, Panchkula

ARCHITECT'S SEAL & SIGNATURE

GIAN P. MATHUR
ARCHITECT
B. Arch., M.C.A. I.I.A.
CA No. 80/5769

OWNER'S SEAL & SIGNATURE

St. Patricks Realty Pvt. Ltd.

FEB. 2024	SCALE : 1:150	North
DRAWING TITLE:- TOWER- A 2nd FLOOR (SERVICE FLOOR) & TYPICAL FLOOR at (3rd to 15th) & (17th to 22nd) & (25th to 31st) & (33rd to 39th) & (41st to 47th) PLAN & AREA DIAGRAM		DRAWING NO:- SB/AR/TA/02
		CENTRAL PARK-III