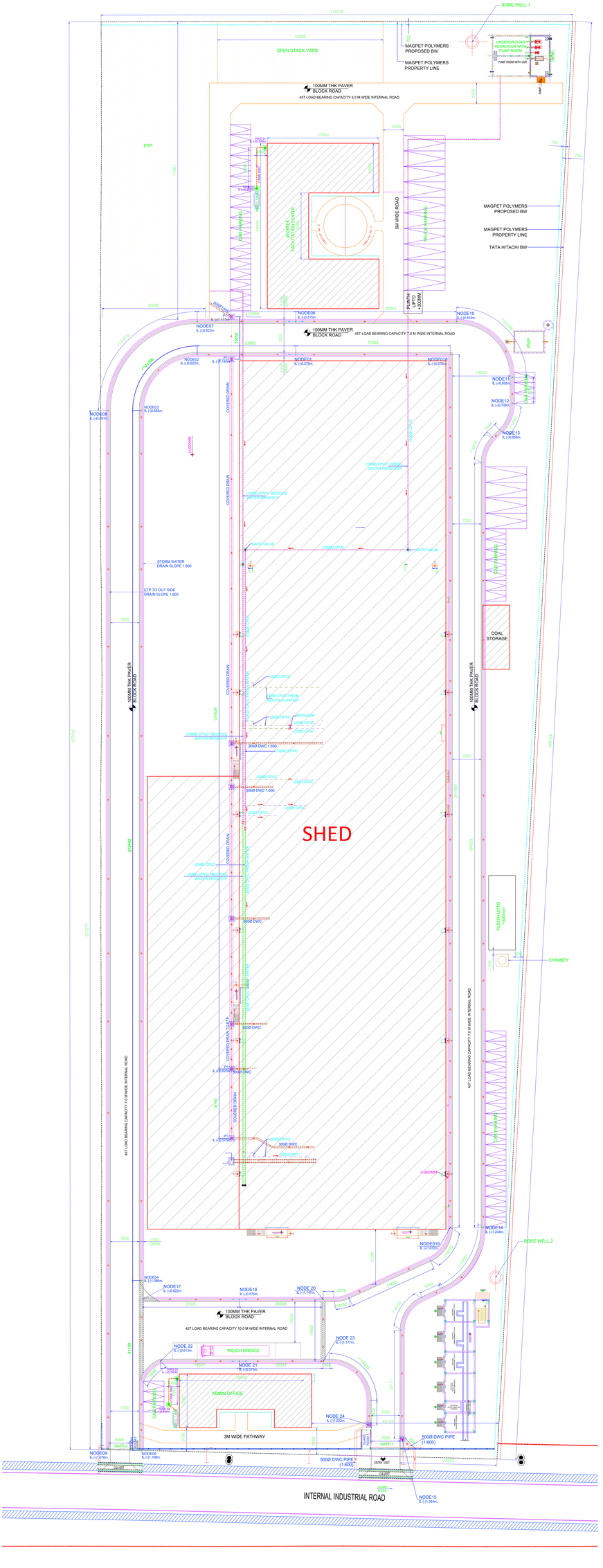

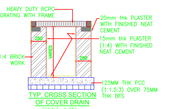

TYP. CROSS SECTION OF COVER DRAIN
(SCALE- 1:25)

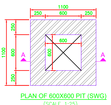

PLAN OF 600X600 PIT (SWG)
(SCALE 1:25)

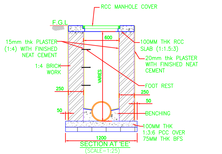

SECTION AT EE
(SCALE- 1:25)

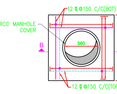

DETAILS OF SWG PIT COVER SLAB
(SCALE- 1:25)

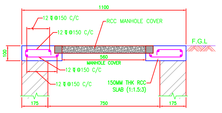

SECTION AT 'BB'
(SCALE- 1:10)

NOTES

1. ALL DIMENSION ARE IN MM. AND LEVELS ARE IN M. UNLESS OTHERWISE SPECIFIED.
2. MINIMUM CLEAR COVER TO ALL REINFORCEMENT BELOW GROUND LEVEL SHALL BE 50 MM UNLESS OTHERWISE STATED.
3. ANY AMBIGUITY IN THIS DRAWING SHOULD IMMEDIATELY BE BROUGHT TO THE NOTICE OF THE CONSULTANTS OFFICE BEFORE COMMENCING THE WORK.
4. ALL HYSD REINFORCING STEEL OF GRADE FE-500 CONFORMING TO IS: 1786 SHALL BE USED.
5. THIS DRAWING SHALL BE READ IN CONJUNCTION WITH FOUNDATION LAYOUT, COLUMN LAYOUT & ARCHITECTURAL FLOOR PLANS & LANDSCAPING DRAWING.
6. F.G.L= FINISHED GROUND LEVEL, E.G.L = EXISTING GROUND
7. SLOPE FOR BRICK WORK DRAIN IS 1:600
8. F.G.L LEVEL 10.00M.
9. D.W.C= DOUBLE WALL CORRUGATED HDPE PIPE

LEGEND

SR.NO	SYMBOL	DESCRIPTION
1		PLOT CONNECTION GI PIPE 20Ø
2		150Ø WATER LINE (CPVC PIPE)
3		100Ø WATER LINE (CPVC PIPE)
4		65Ø WATER LINE (CPVC PIPE)
5		32Ø WATER LINE (CPVC PIPE)
6		25Ø WATER LINE (CPVC PIPE)
7		ROAD
8		STREET LIGHT
9		150Ø DOUBLE WALL HDPE PIPE
10		200Ø DOUBLE WALL HDPE PIPE
11		250Ø DOUBLE WALL HDPE PIPE
12		300Ø DOUBLE WALL HDPE PIPE
13		400Ø DOUBLE WALL HDPE PIPE
14		500Ø DOUBLE WALL HDPE PIPE
15		600Ø DOUBLE WALL HDPE PIPE
16		800Ø DOUBLE WALL HDPE PIPE
17		CATCH PIT
18		MASTER /INSPECTION PIT

DATE	REV.NO.	REVISION	CHK. BY.	APPR. BY.

DRAWING NAME :-

DETAILS OF PHE & DRAINAGE LAYOUT PLAN

PROJECT NAME :-

PLASTIC RECYCLING PLANT AT A7,
VIDYASAGAR INDUSTRIAL PARK
KHARAGPUR, P.O. - AKPUR, DIST. - PASCHIM MEDINIPUR

CLIENT :-

MAGPET POLYMERS PVT. LTD.

CONSULTANT :-

i - WIN Advisory Services Limited
Formerly ICICI-West Bengal Infrastructure Development Corporation Limited
Shilpangan, CFB, S-02 , LB - 1, Sector - III, Salt Lake City, Kolkata - 700106.

DRAWING NO	IWIN/MPPL/SHED/07		
REVISION NO	[redacted]	DRAWN BY	P.DAS
SCALE	AS [redacted]	CHECKED BY	P.ROY
DATE	15 [redacted]	APPROVED BY	D.S.G