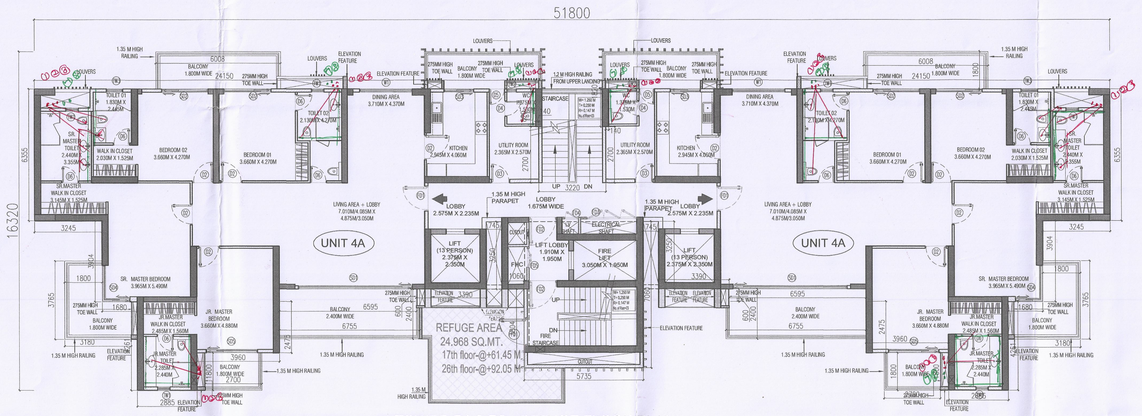

TOWER-B1 & B2 : REFUGE FLOOR PLAN
17TH FLOOR(@ Level=+61.45M) & 26TH FLOOR(@ Level=+92.05M)

TOILET DETAIL(TYPICAL)

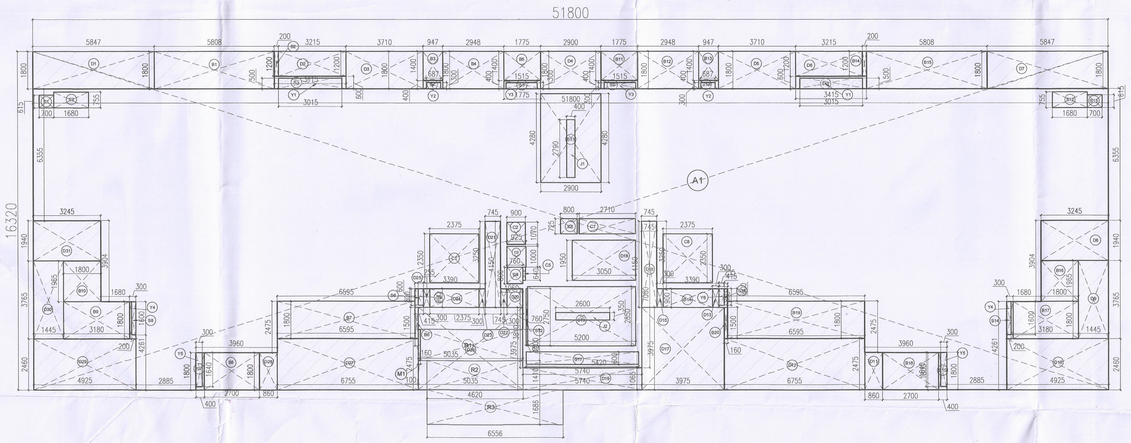

TOWER-B1 & B2 : REFUGE FLOOR PLAN
AREA DIAGRAM

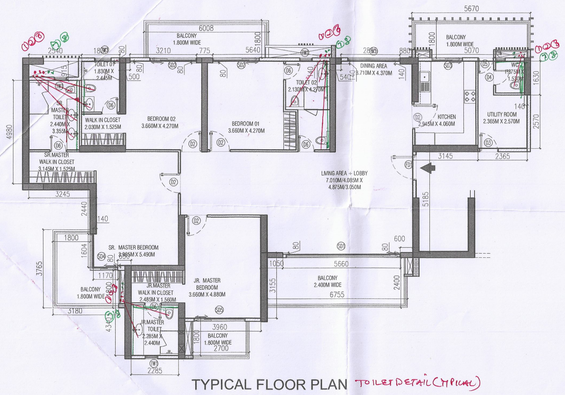

TYPICAL FLOOR PLAN OF UNIT 4A

TOILET DETAIL(TYPICAL)

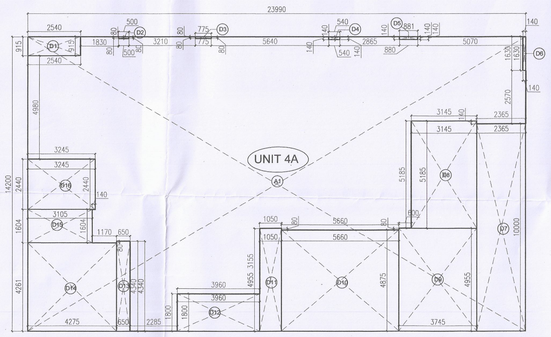

RERA CARPET AREA
OF UNIT 4A

PLUMBING LEGEND.

1. 100 mmφ SOIL & VENT PIPE
2. 100 mmφ WASTE & VENT PIPE
3. 75 mmφ ANTI SYPHONAGE PIPE
4. 100 mmφ RAIN WATER PIPE
5. DOMESTIC WATER SUPPLY RISER
6. FLUSHING WATER SUPPLY RISER
7. DOMESTIC WATER SUPPLY DNTAKE
8. FLUSHING WATER SUPPLY DNTAKE

TOWER-B1 &B2	
INCLUDED UNITS	NO'S AT TYPICAL LVL
UNIT 4A (M1)	2

AREA STATEMENT OF TOWER-B1 & TOWER-B2 (1ST-33RD FLOOR) AT TYPICAL FLOOR LEVEL (FAR)					
TITLE	NO.	SHAPE	LENGTH (L) (IN MM)	WIDTH (W) (IN MM)	AREA (L X W) (IN SQM)
ADDITION					
A1	1	REC	51800	16320	845.376
TOWER-B1 &B2 ADDITION (ADD1)					845.376
DEDUCTION					
B1	1	REC	1800	5808	10.455
B2	1	REC	200	1200	0.240
B3	1	REC	948	1400	1.327
B4	1	REC	1800	2948	5.306
B5	1	REC	1400	1775	2.485
B6	1	REC	160	1500	0.240
B7	1	REC	1800	6595	11.871
B8	1	REC	1800	2700	4.860
B9	1	REC	1800	3180	5.724
B10	1	REC	1800	1965	3.537
B11	1	REC	1400	1775	2.485
B12	1	REC	1800	2948	5.306
B13	1	REC	948	1400	1.327
B14	1	REC	200	1200	0.240
B15	1	REC	1800	5808	10.455
B16	1	REC	1800	1965	3.537
B17	1	REC	1800	3180	5.724
B18	1	REC	1800	2700	4.860
B19	1	REC	1800	6595	11.871
B20	1	REC	160	1500	0.240
C1	1	REC	2350	2375	5.581
C2	1	REC	900	1070	0.963
C3	1	REC	925	1000	0.925
C4	1	REC	760	800	0.608
C5	1	REC	140	640	0.090
C6	1	REC	725	800	0.580
C7	1	REC	725	2710	1.965
C8	1	REC	2350	2375	5.581
D1	1	REC	1800	5847	10.524
D2	1	REC	1200	3215	3.857
D3	1	REC	1800	3710	6.678
D4	1	REC	1800	2900	5.220
D5	1	REC	1800	3710	6.678
D6	1	REC	1200	3215	3.858
D7	1	REC	1800	5847	10.524
D8	1	REC	1940	3245	6.295
D9	1	REC	1445	3765	5.440
D10	1	REC	2460	4925	12.116
D11	1	REC	860	1800	1.548
D12	1	REC	2475	6755	16.719
D13	1	REC	300	900	0.270
D14	1	REC	900	2375	2.138
D15	1	REC	300	900	0.270
D16	1	REC	745	4150	3.092
D17	1	REC	3975	3975	15.801
D18	1	REC	1950	3050	5.948
D19	1	REC	1065	5740	6.113
D20	1	REC	760	900	0.684
D21	1	REC	745	4150	3.092
D22	1	REC	300	900	0.270
D23	1	REC	300	900	0.270
D24	1	REC	900	2375	2.138
D25	1	REC	300	900	0.270
D26	1	REC	3975	5035	20.014
D27	1	REC	2475	6755	16.719
D28	1	REC	860	1800	1.548
D29	1	REC	2460	4925	12.116
D30	1	REC	1445	3765	5.440
D31	1	REC	1940	3245	6.295
S1	1	REC	615	700	0.430
S2	1	REC	755	1680	1.268
S3	1	REC	600	3415	2.049
S4	1	REC	400	948	0.379
S5	1	REC	400	1775	0.710
S6	1	REC	415	900	0.374
S7	1	REC	400	1800	0.720
S8	1	REC	300	1800	0.540
S9	1	REC	400	1775	0.710
S10	1	REC	400	948	0.379
S11	1	REC	600	3415	2.049
S12	1	REC	755	1680	1.268
S13	1	REC	615	700	0.430
S14	1	REC	300	1800	0.540
S15	1	REC	400	1800	0.720
S16	1	REC	415	900	0.374
ST1	1	REC	4280	2900	12.412
ST2	1	REC	2750	80	0.220
ST3	1	REC	2850	5200	14.820
S17	1	REC	5420	600	3.252
TOWER-B1 & B2 DEDUCTION (DED1)					343.968
TOTAL FAR AT TYPICAL FLOOR (FAR1) [(ADD1-DED1]					501.408

AREA STATEMENT OF UNIT 4A AT TYPICAL FLOOR LEVEL (RERA CARPET)					
TITLE	NO.	SHAPE	LENGTH (L) (IN MM)	WIDTH (W) (IN MM)	AREA (L X W) (IN SQM)
ADDITION					
A1	1	REC	23990	14200	340.658
UNIT 4A ADDITION (ADD1)					340.658
DEDUCTION					
D1	1	REC	915	2540	2.324
D2	1	REC	80	500	0.040
D3	1	REC	80	775	0.062
D4	1	REC	140	540	0.076
D5	1	REC	140	881	0.123
D6	1	REC	140	1630	0.228
D7	1	REC	2365	10000	23.650
D8	1	REC	3145	5185	16.307
D9	1	REC	3745	4955	18.556
D10	1	REC	4875	5660	27.593
D11	1	REC	1050	4955	5.203
D12	1	REC	1800	3960	7.128
D13	1	REC	650	4340	2.821
D14	1	REC	4261	4275	18.214
D15	1	REC	1604	3105	4.982
D16	1	REC	2440	3245	7.918
UNIT 4A DEDUCTION (DED1)					135.225
UNIT 4A RERA CARPET [ADD1-DED1 = U1]					205.433

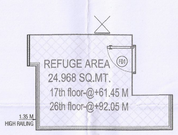

FLOOR PLAN
REFUGE AREA (TOWER-B1 & B2)
@ 17th floor-@+61.45 M
26th floor-@+92.05 M

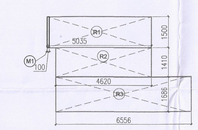

AREA CALCULATION
REFUGE AREA (TOWER-B1 & B2)
@ 17th floor-@+61.45 M
26th floor-@+92.05 M

AREA STATEMENT OF TOWER-B1 & TOWER-B2 (1ST-33RD FLOOR) AT TYPICAL FLOOR LEVEL (NON FAR)					
TITLE	NO.	SHAPE	LENGTH (L) (IN MM)	WIDTH (W) (IN MM)	AREA (L X W) (IN SQM)
ADDITION					
B1	1	REC	1800	5808	10.455
B2	1	REC	200	1200	0.240
B3	1	REC	948	1400	1.327
B4	1	REC	1800	2948	5.306
B5	1	REC	1400	1775	2.485
B6	1	REC	160	1500	0.240
B7	1	REC	1800	6595	11.871
B8	1	REC	1800	2700	4.860
B9	1	REC	1800	3180	5.724
B10	1	REC	1800	1965	3.537
B11	1	REC	1400	1775	2.485
B12	1	REC	1800	2948	5.306
B13	1	REC	948	1400	1.327
B14	1	REC	200	1200	0.240
B15	1	REC	1800	5808	10.455
B16	1	REC	1800	1965	3.537
B17	1	REC	1800	3180	5.724
B18	1	REC	1800	2700	4.860
B19	1	REC	1800	6595	11.871
B20	1	REC	160	1500	0.240
ST1	1	REC	4280	2900	12.412
ST2	1	REC	2750	80	0.220
ST3	1	REC	2850	5200	14.820
D13	1	REC	300	900	0.270
D15	1	REC	300	900	0.270
D22	1	REC	300	900	0.270
D23	1	REC	300	900	0.270
D25	1	REC	300	900	0.270
S3	1	REC	600	3415	2.049
S4	1	REC	400	948	0.379
S5	1	REC	400	1775	0.710
S6	1	REC	415	900	0.374
S7	1	REC	400	1800	0.720
S8	1	REC	300	1800	0.540
S9	1	REC	400	1775	0.710
S10	1	REC	400	948	0.379
S11	1	REC	600	3415	2.049
S14	1	REC	300	1800	0.540
S15	1	REC	400	1800	0.720
S16	1	REC	415	900	0.374
Y1	2	REC	500	3015	3.015
Y2	2	REC	300	687	0.412
Y3	2	REC	300	1515	0.909
Y4	2	REC	200	1600	0.640
Y5	2	REC	300	1640	0.984
Y6	2	REC	255	800	0.408
J1	1	REC	400	2790	1.116
J2	1	REC	350	2600	0.910
TOWER-B1 &B2 DEDUCTION (DED2)					8.394
TOTAL NON FAR AT TYPICAL FLOOR (NON FAR1=ADD2-DED2)					122.039
TOTAL BUILT AREA OF TOWER-B1 & TOWER-B2 (1ST-33RD FLOOR) AT TYPICAL FLOOR LEVEL [FAR1 + NON FAR1] = BUA1					623.447

TOWER-B1 &B2					
AREA STATEMENT OF REFUGE AREA (17TH FLOOR @ 61.45M, 26TH FLOOR @ 92.05M)					
TITLE	NO.	SHAPE	LENGTH (L) (IN MM)	WIDTH (W) (IN MM)	AREA (L X W) (IN SQM)
ADDITION					
R1	1	REC	5035	1500	7.552
R2	1	REC	4619	1410	6.513
R3	1	REC	6556	1686	11.053
REFUGE AREA ADDITION (PADD1)					25.118
DEDUCTION					
M1	1	REC	100	1500	0.150
REFUGE AREA DEDUCTION (DED1)					0.150
REFUGE AREA (Q1)					24.968

REFUGE AREA CALCULATION		
F.A.R. AREA OF TYPICAL FLOOR (G)	501.408	SQM
AREA OF TWO CONSECUTIVE FLOOR (H) =	1002.816	SQM
OCCUPANCY LOAD (J) = H/12.5 sqm	80.225	PERSONS
REFUGE AREA REQUIRED =(J x 0.3 sqm) + 0.9 sqm (FOR WHEELCHAIR)	24.968	SQM
TOTAL BUILT UP AREA AT REFUGE FLOOR (AA5) [TOTAL BUILT UP AREA AT	24.968	SQM
TOTAL BUILT UP AREA AT REFUGE FLOOR (AA5) [TOTAL BUILT UP AREA AT TYPICAL FLOOR)+ BUILT AREA UP OF REFUGE BALCONY] [BUA1+Q1+M3]	648.565	

WALL LEGEND
300MM /240 MM / 275 MM THICK WALL
150 MM THICK WALL
THICK WALL
ELEVATION FEATURE

Door-Window Schedule			
S.No.	Size	Cill	Lintel
DOOR			
D1	1200 X 2400	----	2400
D2	1000 X 2400	----	2400
D3	900 X 2700	----	2700
D4	750 X 2400	----	2400
D5	750 X 2600	100	2700
D6	800 X 2400	----	2400
D7	900 X 2600	100	2700
D8	1000 X 2600	100	2700
FD1	1200 X 2700	----	2700
FD2	1350 X 2700	----	2700
FD3	2400 X 2400	300	2700
FD4	680 X 2400	300	2700
FD5	900 X 2100	300	2400
SD1	5500 X 2600	100	2700
SD2	2250 X 2600	100	2700
SD3	1450 X 2600	100	2700
SD4	1330 X 2600 & 1760X 2600	100	2700
SD5	2450 X 2600	100	2700
SD6	3130 X 2600	100	2700
SD7	2500 X 2600	100	2700
W1	2500 X 2100	600	2700
W2	1100 X 2600	100	2700
W3	5660 X 2700	----	2700
TW1	600 X 2100	600	2700
TW2	450 X 2100	600	2700
TW3	800 X 2100	600	2700
GDW1	14240 X 5000 5300 X 5000	----	5000
GDW2	3710 X 5000	----	5000
GDW3	2900 X 5000	----	5000
GDW4	2235 X 5000	----	5000
GW1	2525X 5000/ 2700X5000	----	5000
GW2	2235 X 5000	----	5000
GW3	560 X 5000/ 945 X 5000	----	5000
GW4	2700 X 5000	----	5000
GW5	2225 X 5000	----	5000
GL1	2500 X 3400	----	----
GL2	3710 X 3400	----	----

Checked and found ok for Public Health (Internal) Service only subject to comments in in forwarding letter no. 133193/ow/19-05-24

Superintending Engineer (HQ)
Chief Engineer-I
SVP, Panchkula

DDR (T)
MEMBER
BPAC

S.T.P.(HQ) Member Secretary BPAC | S.T.P.(G) Member BPAC | C.T.P.(HR) Chairman BPAC

DTP (HQ) | ATP(HQ)

JD | PA | A.T.P.

(Dinesh Kumar)
PA(HQ)

SANCTIONED
TO BE READ WITH THIS OFFICE MEMO NO.: 2031S
DATED: 05/07/2024

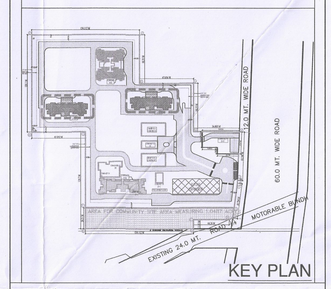

KEY PLAN

SUBMISSION DRAWING

GENERAL NOTES:
1–ALL DIMENSIONS ARE IN MM UNLESS MENTIONED OTHERWISE (U.N.O.)
2–NO DIMENSIONS ARE TO BE SCALED FROM THIS DRAWING.

DRAWING TITLE:
TOWER-B1 & B2
REFUGE LEVEL FLOOR PLAN

PROJECT TITLE :
PROPOSED RESIDENTIAL COLONY UNDER NILP POLICY FOR THE AREA MEASURING 10.4625 ACRES (LICENCE NO 215 OF 2023 DATED 23/10/2023 (MIGRATION FROM LICENCE NO. 60 OF 2022 DATED 13.05.2022) IN SECTOR-63-A, GURUGRAM MANESAR URBAN COMPLEX BEING DEVELOPED BY PYRAMID & LID REALTORS LLP (EARLIER KNOWN AS SCJS BUILDWELL LLP)

CLIENT / OWNER :
SILVERGLADES HOMES LLP
506,5th FLOOR, TIME SQUARE BUILDING, B-BLOCK, SUSHANT LOK, PHASE-1, GURUGRAM - 122002, HARYANA, INDIA

JOB NO.

SCALE : 1:100

DATE :

NORTH: N W E S

DRAWING NO.
SG/DFI/SUB/AR/TB/206

ARCHITECT'S SIGNATURE:
ANAND SHARMA
B. Arch (Hons), M.C.A.
CA/95/18738, AIIA/A-12190

ANAND SHARMA (CA/95/18738)

OWNER'S SIGNATURE:
For Silverglades Homes LLP
Authorised Signatory

ARCHITECTS:-
DESIGN FORUM INTERNATIONAL
Address : K-47 , KAILASH COLONY , NEW DELHI -48
Phone : 011-46556600,46556601 , FAX - 46556601
Website: www.designforuminternational.com