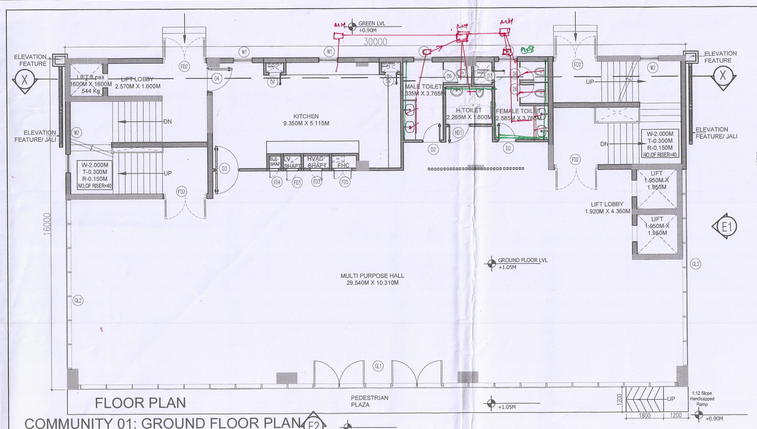

FLOOR PLAN
COMMUNITY 01: GROUND FLOOR PLAN

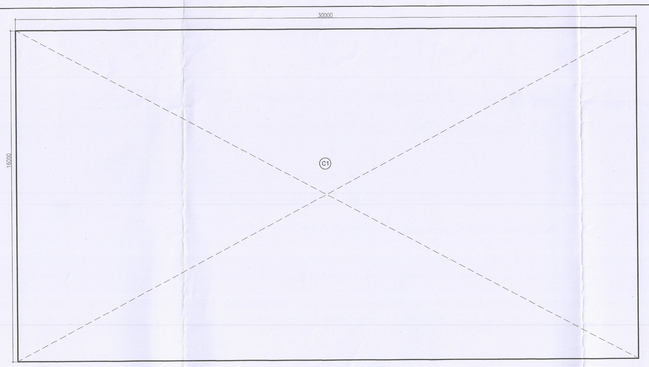

AREA DIAGRAM
COMMUNITY 01: GROUND FLOOR PLAN

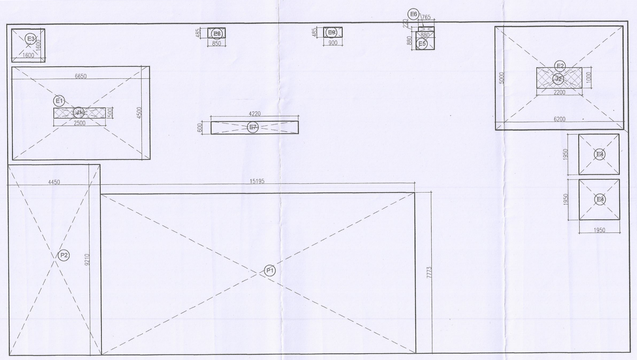

AREA DIAGRAM
COMMERCIAL 03: BASEMENT FLOOR PLAN

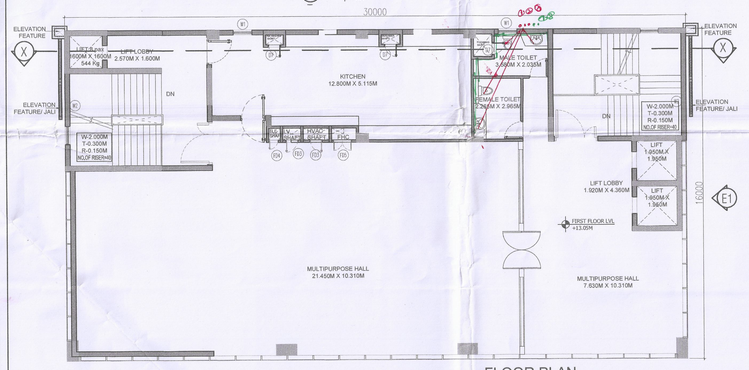

FLOOR PLAN
COMMUNITY 01: FIRST FLOOR PLAN

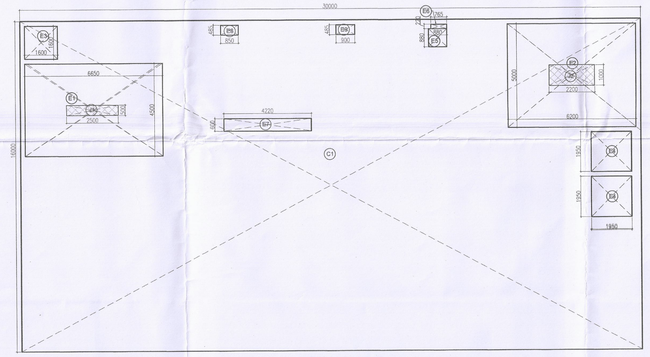

AREA DIAGRAM
COMMUNITY 01: FIRST FLOOR PLAN

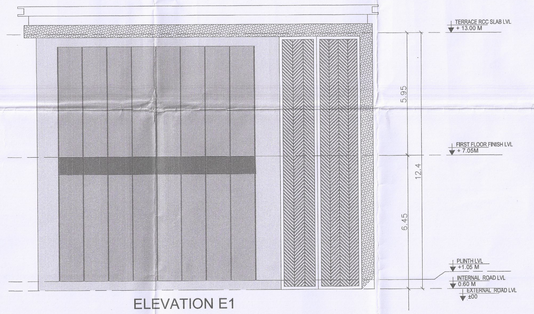

ELEVATION E1

TOILET DETAIL (TYPICAL)

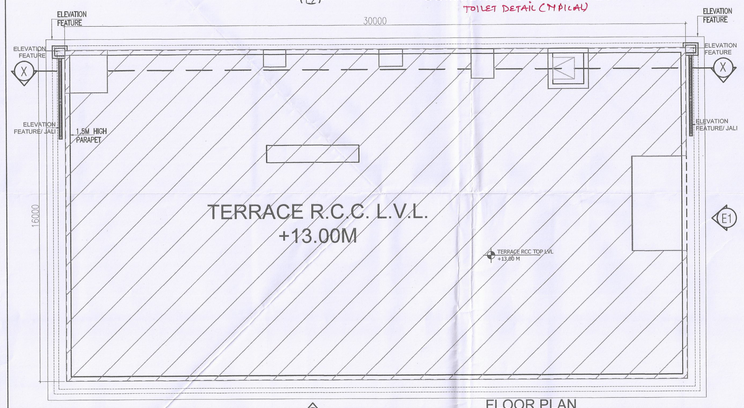

FLOOR PLAN
COMMUNITY 01: TERRACE PLAN

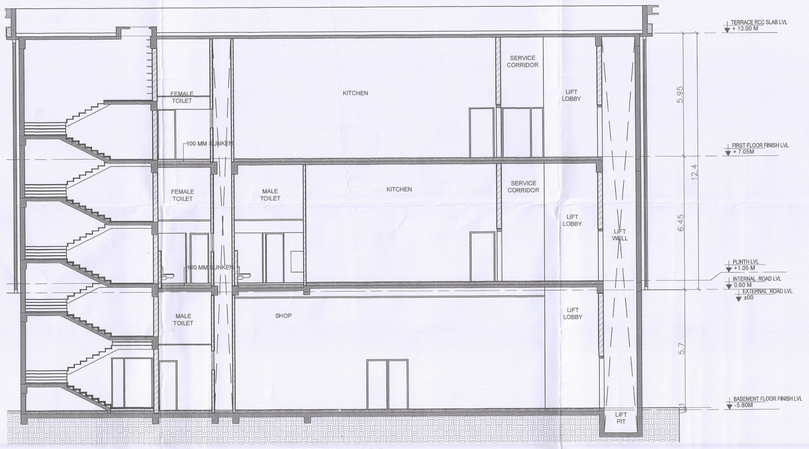

SECTION - XX'

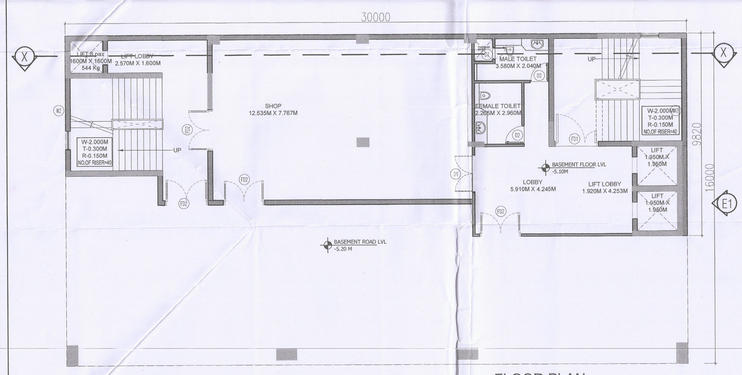

FLOOR PLAN
COMMERCIAL 03: BASEMENT FLOOR PLAN

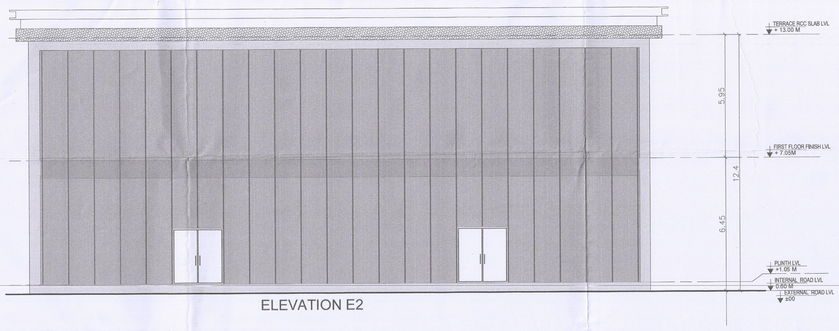

ELEVATION E2

COMMUNITY 01 & COMMERCIAL 03					
AREA STATEMENT OF COMMUNITY 01 AT GROUND FLOOR LEVEL					
TITLE	NO.	SHAPE	LENGTH (L) (IN MM)	WIDTH (W) (IN MM)	AREA (L X W) (IN SQM)
ADDITION					
C1	1	REC	16000	30000	480.000
COMMUNITY 01 ADDITION (ADD1)					480.000
COMMUNITY 01 FAR GROUND FLOOR LVL [U1]					480.000

AREA STATEMENT OF COMMUNITY 01 (NON FAR)					
TITLE	NO.	SHAPE	LENGTH (L) (IN MM)	WIDTH (W) (IN MM)	AREA (L X W) (IN SQM)
ADDITION					
E1	1	REC	6650	4500	29.925
E2	1	REC	6200	5000	31.000
COMMUNITY 01 ADDITION(ADD2)					60.925
DEDUCTION					
J1	1	REC	2500	500	1.250
J2	1	REC	2200	1000	2.200
COMMUNITY 01 ADDITION(DED2)					3.450
COMMUNITY 01 NON FAR [NFAR1)(NFAR1+ADD2-DED2]					57.475
TOTAL BUILT UP AREA OF THE COMMUNITY 01 AT GROUND LEVEL (M1) [U2-E4-E3]					469.835

AREA STATEMENT OF COMMUNITY 01 AT FIRST FLOOR LEVEL(FAR)					
TITLE	NO.	SHAPE	LENGTH (L) (IN MM)	WIDTH (W) (IN MM)	AREA (L X W) (IN SQM)
ADDITION					
C1	1	REC	16000	30000	480.000
COMMUNITY 01 ADDITION (ADD1)					480.000
DEDUCTION					
E1	1	REC	6650	4500	29.925
E2	1	REC	6200	5000	31.000
E3	1	REC	1600	1600	2.560
E4	2	REC	1950	1950	7.605
E5	1	REC	880	880	0.774
E6	1	REC	765	220	0.168
E7	2	REC	4220	600	5.064
E8	3	REC	850	485	1.237
E9	4	REC	900	485	1.746
COMMUNITY 01 DEDUCTION (DED1)					80.080
COMMUNITY 01 FAR AT FIRST FLOOR LEVEL [ADD1-DED1 = U2]					399.920

TOTAL BUILT UP AREA OF THE COMMUNITY 01 AT FIRST FLOOR LEVEL (M2) [U2=NFAR1]	457.395

PLUMBING LEGEND

1. 100 MM Ø SOIL & VENT PIPE
2. 100 MM Ø WASTE & VENT PIPE
3. 75 MM Ø ANTI SYPHONAGE PIPE
4. 100 MM Ø RAIN WATER PIPE ON TAKE
5. DOMESTIC WATER SUPPLY RISER
6. FLUSHING WATER SUPPLY RISER
7. DOMESTIC WATER DN TAKE
8. FLUSHING WATER DN TAKE

AREA STATEMENT OF COMMERCIAL 03 (RETAIL SHOPPING FOR LOCAL NEEDS) AT BASEMENT FLOOR LEVEL (BELOW COMMUNITY 01)					
TITLE	NO.	SHAPE	LENGTH (L) (IN MM)	WIDTH (W) (IN MM)	AREA (L X W) (IN SQM)
ADDITION					
C1	1	REC	16000	30000	480.000
COMMUNITY 01 ADDITION (ADD1)					480.000
DEDUCTION					
E1	1	REC	6650	4500	29.925
E2	1	REC	6200	5000	31.000
E3	1	REC	1600	1600	2.560
E4	2	REC	1950	1950	7.605
E5	1	REC	880	880	0.774
E6	1	REC	765	220	0.168
E7	2	REC	4220	600	5.064
E8	3	REC	850	485	1.237
E9	4	REC	900	485	1.746
P1	1	REC	15195	7773	118.111
P2	1	REC	4450	9210	40.985
COMMERCIAL 03 DEDUCTION (DED1)					239.175
COMMERCIAL 03 [RETAIL SHOPPING FOR LOCAL NEEDS) FAR AT BASEMENT FLOOR LEVEL [ADD1-DED1 = U3]					240.825

TOTAL BUILT UP AREA OF THE COMMERCIAL 03 AT BASEMENT FLOOR LEVEL (M3) [U2=NFAR1]	298.300

GROUND COVERAGE	480.000

Checked and found ok for Public Health (Internal) Service only subject to comments in in forwarding letter No. 135199 Dt. 12-05-24

Superintending Engineer (HQ)
Civil Engineering
HSVP, Panchkula

DDA(T)
MEMBER
BPAC

S.T.P. (HQ) Member Secretary B.P.A.C. | S.T.P. (O) Member B.P.A.C. | C.T.P. (HQ) Chairman B.P.A.C.

ATP (HQ) | ATP(HQ) | A.T.P.

(Dinesh Kumar)
PA(HQ)

SANCTIONED
TO BE READ WITH THIS OFFICE
MEMO NO.: 20215
DATED : 05/09/2024

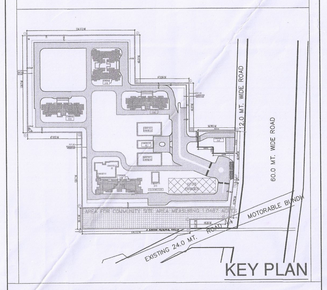

KEY PLAN

SUBMISSION DRAWING

GENERAL NOTES:

1–ALL DIMENSIONS ARE IN MM UNLESS MENTIONED OTHERWISE (U.N.O.)
2–NO DIMENSIONS ARE TO BE SCALED FROM THIS DRAWING.

DRAWING TITLE:

COMMUNITY- 01 & COMMERCIAL 03 FLOOR PLANS & AREA STATEMENT

PROJECT TITLE :

PROPOSED RESIDENTIAL COLONY UNDER NILP POLICY FOR THE AREA MEASURING 10.4625 ACRES (LICENCE NO 215 OF 2023 DATED 23/10/2023 (MIGRATION FROM LICENCE NO. 60 OF 2022 DATED 13.05.2022) IN SECTOR-63-A, GURUGRAM MANESAR URBAN COMPLEX BEING DEVELOPED BY PYRAMID & LID REALTORS LLP (EARLIER KNOWN AS SCJS BUILDWELL LLP)

CLIENT / OWNER :

SILVERGLADES HOMES LLP
506,5th FLOOR, TIME SQUARE BUILDING, B-BLOCK, SUSHANT LOK, PHASE-1, GURUGRAM - 122002, HARYANA, INDIA

JOB NO.

SCALE : 1:100

DATE :

NORTH.

DRAWING NO. SG/DFI/SUB/AR/CM/601

ARCHITECT'S SIGNATURE:

ANAND SHARMA (CA/95/18738)

ANAND SHARMA
B. Arch (Hons), M.C.A.,
CA/95/18738, AIIA/A-12796

OWNER'S SIGNATURE:

For Silverglades Homes L
Authorised Signa:

ARCHITECTS:-

DESIGN FORUM INTERNATIONAL

Address : K-47 , KAILASH COLONY , NEW DELHI -48
Phone : 011-46556600,46556601 , FAX - 46556601
Website: www.designforuminternational.com

Door-Window Schedule

S.No.	Size	Cill	Lintel
D1	1800 X 2400	----	2400
D2	900 X 2400	----	2400
D3	1200 X 2400	----	2400
D4	1200 X 2400	----	2400
D5	2100 X 2400	----	2400
D6	650 X 2100	----	2100
D7	600X 2100	300	2400
D8	800X 2400	----	2400
D9	1000X 2400	----	2400
FD1	2100 X 2400	----	2400
FD2	2100X 2400	----	2400
FD3	600X 2100	300	2400
FD4	450X 2100	300	2400
FD5	900X 2100	300	2400
W1	900X 1200	1200	2400
V1	600X 1200	1200	2400
GL1	28900 X AS/ELE	----	AS/ ELE
GL2	8210 X AS/ELE	----	AS/ ELE
GL3	9540 X AS/ELE	----	AS/ ELE
GL4	6820 X 5450	----	5450
GL5	7305 X 5450	----	5450
GL6	3630 X 5450	----	5450
GL7	5290 X 5450	----	5450
GL8	14430 X AS/ELE	----	AS/ELE
GL9	7940 X AS/ELE	----	AS/ELE
GL10	15140 X AS/ELE	----	AS/ELE
GL11	6740 X AS/ELE	----	AS/ELE
GD1	700 X 2400	----	2400
HD1	1050 X 2100	----	2100