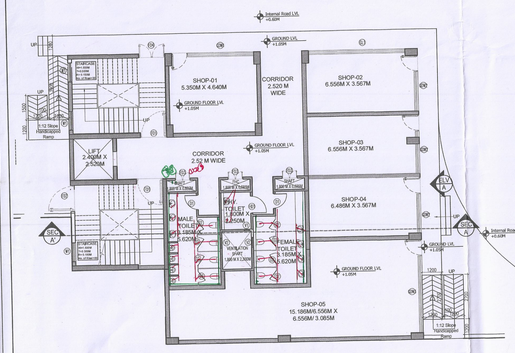

COMMERCIAL 01: GROUND FLOOR PLAN

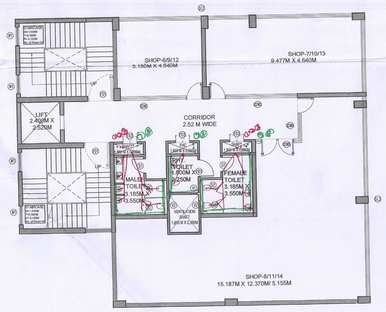

COMMERCIAL 01: TYPICAL 1ST-3RD FLOOR PLAN
2ND FLOOR= RETAIL SHOPPING FOR LOCAL NEEDS
TOILET DETAIL (TYPICAL)

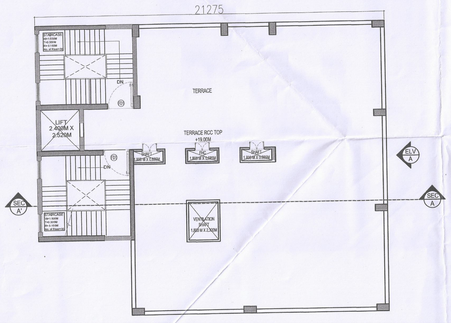

COMMERCIAL 01: TERRACE PLAN

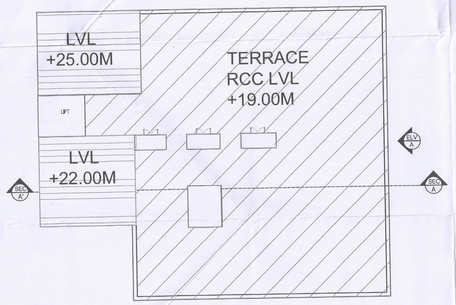

COMMERCIAL 01: TOP TERRACE PLAN

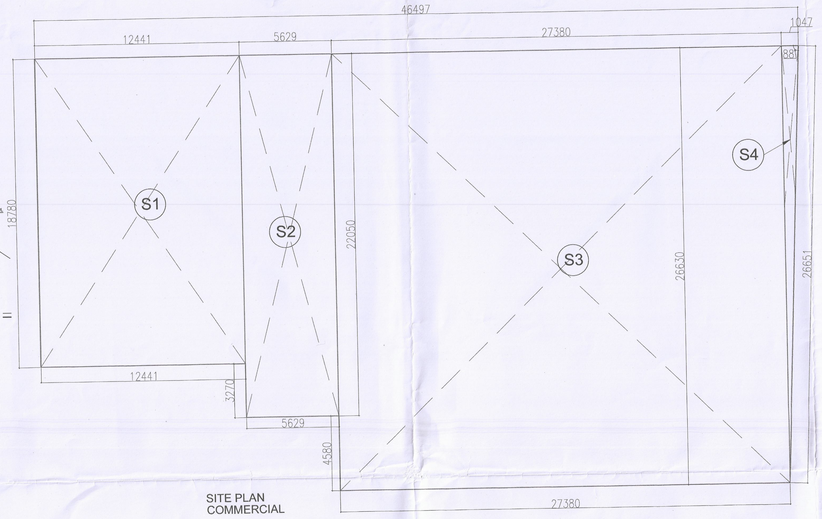

SITE PLAN
COMMERCIAL

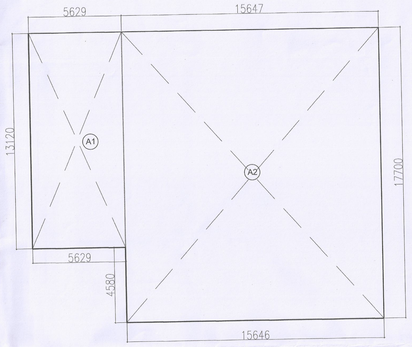

AREA DIAGRAM
COMMERCIAL: GROUND FLOOR PLAN

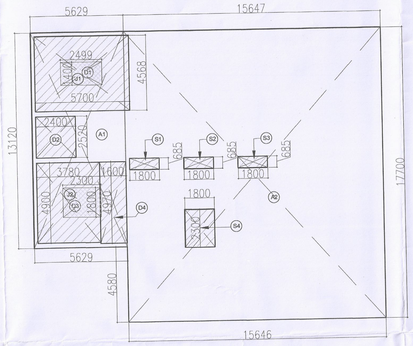

AREA DIAGRAM
COMMERCIAL: TYPICAL 1st to 3rd FLOOR PLAN

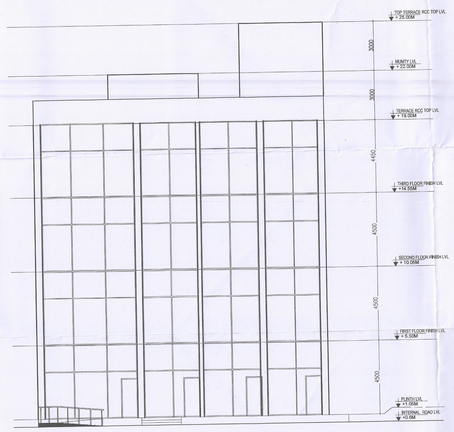

ELEVATION A

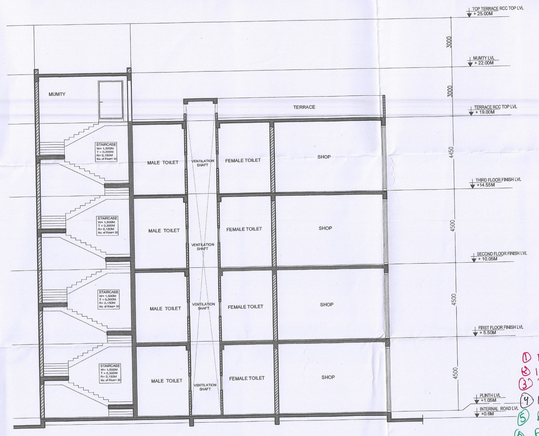

SECTION AA'

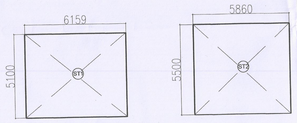

AREA DIAGRAM BUILT UP AREA
COMMERCIAL: TERRACE PLAN

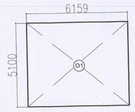

AREA DIAGRAM BUILT UP AREA
COMMERCIAL: OVER HEAD TANK

PLUMBING LEGEND

1. 100 MMØ SOIL & VENT PIPE
2. 100 MMØ WASTE & VENT PIPE
3. 75 MMØ ANTI SYPHONAGE PIPE
4. 100 MMØ RAIN WATER PIPE DOWN TAKE
5. DOMESTIC WATER SUPPLY RISER
6. FLUSHING WATER SUPPLY RISER
7. DOMESTIC WATER DOWN TAKE
8. FLUSHING WATER DOWN TAKE

COMMERCIAL 01

AREA STATEMENT OF COMMERCIAL SITE

TITLE	NO.	SHAPE	LENGTH (L) (IN MM)	WIDTH (W) (IN MM)	AREA (L X W) (IN SQM)
ADDITION					
S1	1	REC	12441	18780	233.649
S2	1	REC	5629	22050	124.128
S3	1	REC	27380	26630	729.136
S4	1	AS PER POLYLINE			13.930
AREA OF COMMERCIAL SITE					**1100.844**

AREA STATEMENT OF COMMERCIAL 01 AT GROUND FLOOR LEVEL (FAR)

TITLE	NO.	SHAPE	LENGTH (L) (IN MM)	WIDTH (W) (IN MM)	AREA (L X W) (IN SQM)
ADDITION					
A1	1	REC	5629	13120	73.852
A2	1	REC	15647	17700	276.952
COMMERCIAL 01 ADDITION (ADD1)					**350.804**
COMMERCIAL 01 FAR [ADD1-DED1 = U1]					**350.804**
TOTAL BUILT UP AREA OF THE COMMERCIAL AT GROUND FLOORS LEVEL (Y1 = U1-D2)					**344.754**

AREA STATEMENT OF COMMERCIAL 01 (NON FAR)

TITLE	NO.	SHAPE	LENGTH (L) (IN MM)	WIDTH (W) (IN MM)	AREA (L X W) (IN SQM)
ADDITION					
S4	1	REC	1800	2300	4.140
D1	1	REC	4568	5700	26.039
D3	1	REC	4900	3780	18.524
D4	1	REC	4970	1600	7.954
COMMERCIAL 01 ADDITION (ADD2)					**56.657**
DEDUCTION					
J1	1	REC	2499	1400	3.499
J2	1	REC	2300	1800	4.140
COMMERCIAL 01 ADDITION (DED2)					**7.639**
COMMERCIAL 01 NON FAR [NFAR1] (NFAR1=ADD2-DED2)					**49.019**

AREA STATEMENT OF COMMERCIAL 01 AT TYPICAL FIRST & THIRD FLOOR LEVEL

TITLE	NO.	SHAPE	LENGTH (L) (IN MM)	WIDTH (W) (IN MM)	AREA (L X W) (IN SQM)
ADDITION					
A1	1	REC	5629	13120	73.852
A2	1	REC	15647	17700	276.952
COMMERCIAL 01 ADDITION (ADD1)					**350.804**
DEDUCTION					
S1	1	REC	1800	685	1.234
S2	1	REC	1800	685	1.234
S3	1	REC	1800	685	1.234
S4	1	REC	1800	2300	4.141
D1	1	REC	4568	5700	26.042
D2	1	REC	2400	2520	6.050
D3	1	REC	4900	3780	18.525
D4	1	REC	4970	1600	7.955
COMMERCIAL 01 DEDUCTION (DED1)					**66.415**
COMMERCIAL 01 FAR AT TYPICAL FIRST & THIRD FLOOR LEVEL [ADD1-DED1 = U2]					**284.390**
TOTAL BUILT UP AREA OF THE COMMERCIAL 01 AT TYPICAL FIRST & THIRD FLOOR LEVEL (Y2) [U2+NFAR1]					**333.408**

AREA STATEMENT OF COMMERCIAL 01 (RETAIL SHOPPING FOR LOCAL NEEDS) AT SECOND FLOOR LEVEL

TITLE	NO.	SHAPE	LENGTH (L) (IN MM)	WIDTH (W) (IN MM)	AREA (L X W) (IN SQM)
ADDITION					
A1	1	REC	5629	13120	73.852
A2	1	REC	15647	17700	276.952
COMMERCIAL ADDITION (ADD1)					**350.804**
DEDUCTION					
S1	1	REC	1800	685	1.234
S2	1	REC	1800	685	1.234
S3	1	REC	1800	685	1.234
S4	1	REC	1800	2300	4.141
D1	1	REC	4568	5700	26.042
D2	1	REC	2400	2520	6.050
D3	1	REC	4900	3780	18.525
D4	1	REC	4970	1600	7.955
COMMERCIAL DEDUCTION (DED1)					**66.415**
COMMERCIAL 01 (RETAIL SHOPPING FOR LOCAL NEEDS) AT SECOND FLOOR LEVEL FAR [ADD1-DED1 = U5]					**284.390**
TOTAL BUILT UP AREA OF THE COMMERCIAL01 AT SECOND FLOOR LEVEL (Y5) [U5+NFAR1]					**617.798**

AREA STATEMENT OF COMMERCIAL 01 AT TERRACE LEVEL

TITLE	NO.	SHAPE	LENGTH (L) (IN MM)	WIDTH (W) (IN MM)	AREA (L X W) (IN SQM)
ADDITION					
ST1	1	REC	6159	5100	31.411
ST2	1	REC	5860	5500	32.230
COMMERCIAL ADDITION (ADD)					**63.641**
COMMERCIAL BUA [U4]					**63.641**

AREA STATEMENT OF COMMERCIAL 01 AT OHT LEVEL

TITLE	NO.	SHAPE	LENGTH (L) (IN MM)	WIDTH (W) (IN MM)	AREA (L X W) (IN SQM)
ADDITION					
O1	1	REC	6159	5100	31.411
COMMERCIAL ADDITION (ADD)					**31.411**
COMMERCIAL BUA [U5]					**31.411**
TOTAL GROUND COVERAGE OF THE COMMERCIAL					**350.804**

Door-Window Schedule

S.No.	Size	Cill	Lintel
DOOR			
D1	900 X 2400	----	2400
D2	675 X 2100	----	2100
GL1	5867 X 2700	----	2700
GL2	14197 X 2700	----	2700
GL3	16900 X 2400	----	2400
GL4	5340 X 2400	----	2400
GL5	2520 X 2400	----	2400
GL6	2520 X 2400	----	2400
GL7	11915 X 2400	----	2400
FD1	1600 X 2400	----	2400
FD2	1600 X 2700	----	2700
FD3	900 X 2400	----	2400
GDW1	5010 X 2400	----	2400
GDW2	3567 X 2400	----	2400
GDW3	5341 X 2400	----	2400
GDW4	2520 X 2400	----	2400
GDW5	2705 X 2400	----	2400
GDW6	6786 X 2400	----	2400
FD4	1600 X 2400	----	2400
HD1	1050 X 2100	----	2100
W1	1150 X 1200	AS/ STAIRCASE	AS/ STAIRCASE
V1	300 X 1200	1200	2400
V2	600 X 1200	1200	2400

Checked and found ok for Public Health (Internal) Service only subject to comments in forwarding letter No. 133199 DT. 17.05.24
Superintending Engineer (HQ)
for Chief Engineer-I
HSVP, Panchkula

DD(T)
MEMBER
BPAC

S.T.P. (HQ) Member Secretary B.P.A.C. | S.T.P. (O) Member B.P.A.C. | C.T.P. (HQ) Chairman B.P.A.C.

ATP(HQ)

A.O. | P.A. | A.T.P.

(Dinesh Kumar)
FA(HQ)

SANCTIONED
TO BE READ WITH DTP(HQ) OFFICE
MEMO NO.: 20315
DATED: 05/03/2024

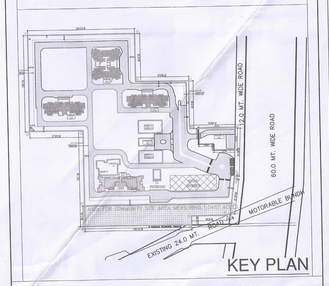

KEY PLAN

SUBMISSION DRAWING

GENERAL NOTES:
1–ALL DIMENSIONS ARE IN MM UNLESS MENTIONED OTHERWISE (U.N.O.)
2–NO DIMENSIONS ARE TO BE SCALED FROM THIS DRAWING.

DRAWING TITLE:
COMMERCIAL 01 FLOOR PLANS & AREA STATEMENT

PROJECT TITLE :
PROPOSED RESIDENTIAL COLONY UNDER NILP POLICY FOR THE AREA MEASURING 10.4625 ACRES (LICENCE NO 215 OF 2023 DATED 23/10/2023 (MIGRATION FROM LICENCE NO. 60 OF 2022 DATED 13.05.2022) IN SECTOR-63-A, GURUGRAM MANESAR URBAN COMPLEX BEING DEVELOPED BY PYRAMID & LID REALTORS LLP (EARLIER KNOWN AS SCJS BUILDWELL LLP)

CLIENT / OWNER :
SILVERGLADES HOMES LLP
506,5th FLOOR, TIME SQUARE BUILDING, B-BLOCK, SUSHANT LOK, PHASE-1, GURUGRAM - 122002, HARYANA, INDIA

JOB NO.
SCALE : 1:125
DATE :
NORTH.
DRAWING NO. SG/DFI/SUB/AR/COM/501

ARCHITECT'S SIGNATURE:
ANAND SHARMA
B. Arch (Hons), M.C.A.,
CA/95/18738, AIIA/A-12796
ANAND SHARMA (CA/95/18738)

OWNER'S SIGNATURE:
For Silverglades Homes LLP
Authorised Signatory

ARCHITECTS:-
DESIGN FORUM INTERNATIONAL
Address : K-47 , KAILASH COLONY , NEW DELHI -48
Phone : 011-46556600,46556601 , FAX - 46556601
Website: www.designforuminternational.com