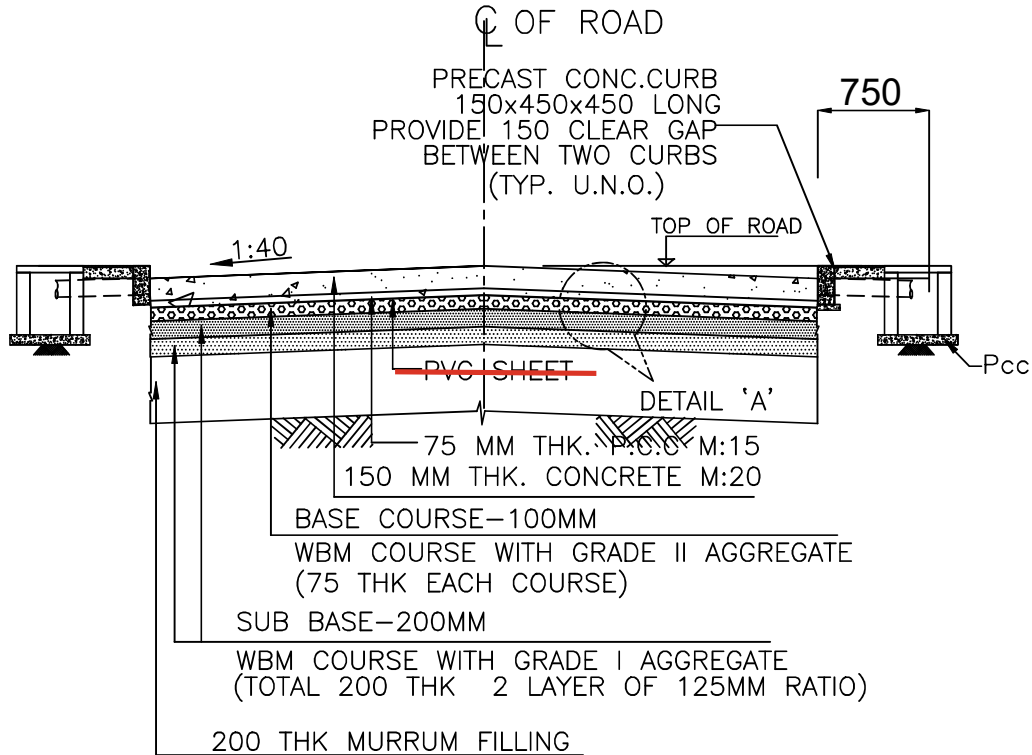


**NOTES:**

1. FOR THE ACTUAL ROAD WIDTH REFER TO LAYOUT PLAN CRA-01
2. FOR STORM WATER DRAIN LAYOUT & DETAILS REFER RELEVANT DRG.
3. PROVIDE 3-150Ø OR 2-300Ø PIPE SLEEVE BELOW ROAD FOR CROSSING CABLE OR PIPE AT EVERY 30.0MC/C

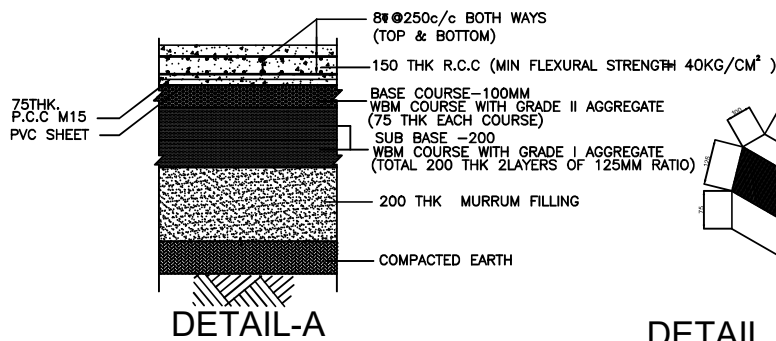
**NOTES:-**

1. ALL DIMENSIONS ARE IN MM U.N.O
2. THIS DRG. IS TO BE READ WITH DRG. NO. 22114-APA-01 (PLOT PLAN)
3. GRADE OF CONCRETE M20 U.N.O

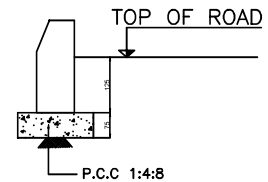


**TYPICAL SECTION OF CONCRETE ROAD**

NOTE:-LEVELS TO BE DECIDED AT SITE



**DETAIL OF KURB STONE**



Title **BOPP -C FILM LINE-2**  
**MAIN PLANT BLDG.**  
**TYPICAL DETAIL OF**  
**CONCRETE ROAD**

Client :-

**XPRO India Limited**

BERJORA -MEJIA ROAD,P.P.GHUTGORIA

DIST. BANKURA, WEST BENGAL-722022

Engineering Consultants:-



**Concept Techno Engineers Pvt.Ltd.**

63/SECTOR-46 Faridabad

Haryana-121010

Date	Drawn	Checked	Approved	Scale at A4	Drawing No.	Rev	Status
07/03/23	ANIL	RAJESH		NTS	22114-CCD-016	P0	APP.